

Access and Participation Plan 2019



UNIVERSITY OF WOLLONGONG AUSTRALIA

The University of Wollongong (UOW) is committed to providing the opportunity for students to access and succeed in higher education, as well as supporting their capacity to make informed choices that embrace their socio-cultural background.

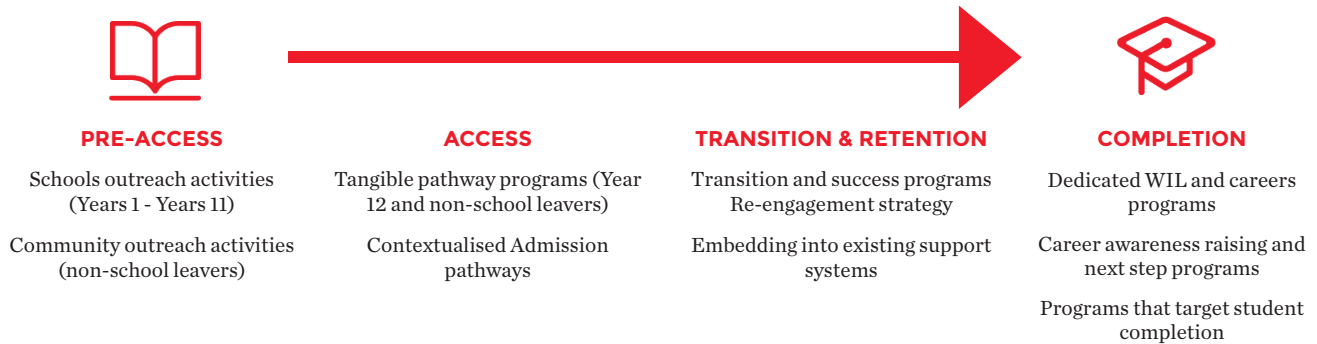
The extended version of 'UOW's Access & Participation for Student Equity: A Framework for HEPPE Implementation 2018-2020' is available on our website www.uow.edu.au/dvca/heppp.

Equity outcomes, strategies and key activities aim to increase access, participation and success of people from underrepresented backgrounds in higher education.

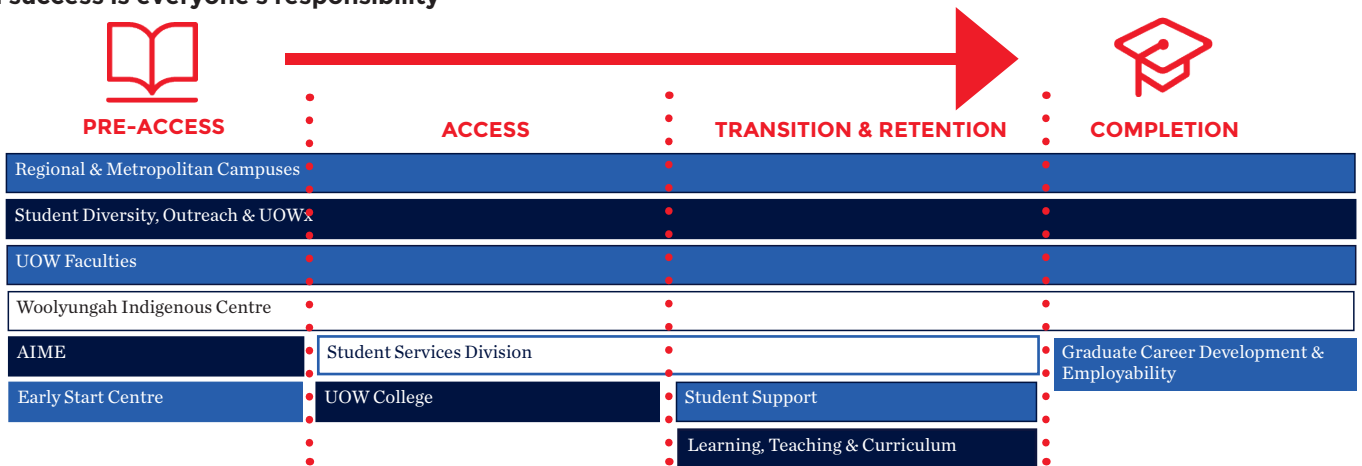
UOW has identified strategic targets to increase the participation of individuals from underrepresented backgrounds in higher education, by continuing to diversify its domestic undergraduate cohort. The University has identified a one percent growth target each year, to grow the proportion of domestic undergraduate students from low socio-economic backgrounds to 21% by the year 2020 (18.4% in 2017), as well as increasing the proportion of Aboriginal and Torres Strait Islander students to greater than 2.5% by 2020 (2.2% in 2017).

UOW is entering its second year of its three year 'Access & Participation Enabling Plan for Student Equity: 2018 – 2020'. All activities, as described in Table 1, are underpinned by three guiding principles.

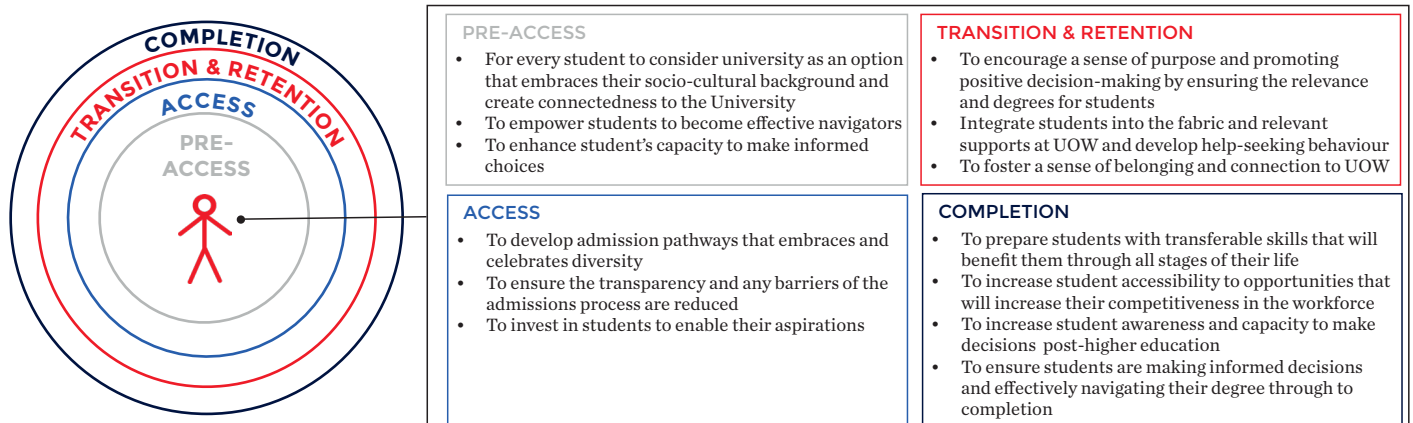
GUIDING PRINCIPLE 1: Promoting success across the student lifecycle



GUIDING PRINCIPLE 2: A whole of institution approach at every stage of the lifecycle to ensure that student equity and success is everyone's responsibility



GUIDING PRINCIPLE 3: Students and their success are at the centre of our approach



These principles will guide the development of activities, evaluation tools and measures of success as outlined in the table below, in order to achieve the strategic goals identified by the University.

Table 1: Equity outcomes, strategies and key activities that aim to increase access, participation and success of people from low SES backgrounds

PHASE	ACTIVITY	EVALUATION TOOL	MEASURE OF SUCCESS	
Pre-Access	<ul style="list-style-type: none"> Implementation of pre-access (outreach) programs, such as AIME and In2Uni, to school students (year 1 to 11); Implementation of STEM+X (outreach) program to school students (year 1 to year 9); Implementation of contextualised Aboriginal and Torres Strait Islander outreach activities to school students (year 7 to 10). 	<ul style="list-style-type: none"> Number of schools engaging in pre-access activities Number of students engaging in pre-access activities to provide a pipeline to HE Pre & post survey data to track student aspirations and awareness of higher education 	<ul style="list-style-type: none"> 150 schools across the region engaged in pre-access activities Over 10,000 students each year engaged in pre-access activities Increase awareness of higher education 	
Access	Implementation of tangible pathways for Year 12 and non-school leaver students into higher education, such as Year 12 University Preparation Program, Year 12 Summer Master Classes program and enabling programs.	<ul style="list-style-type: none"> Number of students engaging in access activities to provide a pipeline to HE Tracking student articulation to higher education Pre & post survey data to demonstrate increase in student capacity towards higher education 	<ul style="list-style-type: none"> 1,200 students participating in access activities each year 85% of students participating in access activities articulating to higher education Increase in student perceived capacity to access higher education 	
	Implementation of contextualised admissions initiatives for both school leavers and non-school leavers including AccessUOW, as well as equity considerations embedded into all UOW admissions processes.	<ul style="list-style-type: none"> Number of students engaging in access activities to provide a pipeline to higher education 	<ul style="list-style-type: none"> 1.5% increase year on year of low SES students accessing UOW 	
Transition & Retention	In 2018, UOW designed and implemented the Achieving Purposeful Transitions Framework and Action Plan, which identified 26 priorities over the next three years to enhance the success of equity students at UOW. As such, the following activities will be implemented in 2019: <ul style="list-style-type: none"> First Generation Program Pre-commencement and Curriculum embedded interventions to support high attrition and high equity courses Student Success Coaching Model, underpinned by a self-assessment tool 	<ul style="list-style-type: none"> Number of students engaging in transition and retention activities Tracking student retention at University % of students who exit UOW re-enrolled in their preferred degree within 12 months Pre & post survey data to measure students sense of purpose and perceived barriers to higher education % of equity students applying for scholarships % of equity students being retained at UOW 	<ul style="list-style-type: none"> 800 students participating in student transition and retention activities each year 1% increase in student retention at UOW Increase in sense of belonging, awareness of support services and confidence in asking for help 	
	Continuing to deliver successful transition and retention activities to add value to the existing support mechanisms in place: <ul style="list-style-type: none"> Peer Assisted Study Sessions (PASS) Maths Support Learning Analytics Regional Campus Student Support 			
	Embedding of a re-engagement plan that supports the re-entry of equity students who have exited from the institution.			<ul style="list-style-type: none"> 60% of students who exit UOW re-enrolled in their preferred degree within 12 months Increase in sense of belonging, career goals and awareness of support services
	Implementation and ongoing review of a best practice model for the dissemination of equity scholarships that improve student retention and are linked to non-financial support mechanisms.			<ul style="list-style-type: none"> 70% of equity students applying for equity scholarships 95% of equity students being retained at UOW
Completion & Transition Out	Design and implement programs that increase student accessibility to opportunities that will increase their employment beyond university	<ul style="list-style-type: none"> % of equity students who participate in the program. Number of equity students in meaningful employment Post university compared with non-equity students. Pre & post survey data to measure student's sense of purpose and knowledge and skills acquired from participating in the program. 	<ul style="list-style-type: none"> The number equity students in meaningful employment post-university are on parity with non-equity students. Increase in students understanding of career development and employability skills. 	

Partnerships and collaborations

UOW will continue to collaborate with our strategic partners in order to increase the impact and outcomes for our students. These partners include:

- 153 primary and high schools in our geographical footprint (52 high schools, 101 primary schools)
- Catholic Education Office (Wollongong and Goulburn/Canberra Diocese)
- Department of Education (Wagga and Ultimo Regions)
- St George Illawarra Dragons
- University of Newcastle and University of New South Wales through the NUW Alliance
- Equity Practitioners in Higher Education Australasia and National Centre for Student Equity in Higher Education
- AIME (Australian Indigenous Mentoring Experience)
- Smith Family
- TAFE NSW