



Australian Government
Department of Education

AUSTRALIAN GOVERNMENT SCHOOLS FUNDING REPORT 2023

Report on financial assistance paid to the schools
sector and relevant decisions under section 127
of the *Australian Education Act 2013*



ISSN 2653-2573 (Online)
ISSN 2653-2565 (Print)



With the exception of the Commonwealth Coat of Arms, the Department's logo, any material protected by a trade mark and where otherwise noted all material presented in this document is provided under a Creative Commons Attribution 4.0 International (<https://creativecommons.org/licenses/by/4.0/>) licence.

The details of the relevant licence conditions are available on the Creative Commons website (accessible using the links provided) as is the full legal code for the CC BY 4.0 International (<https://creativecommons.org/licenses/by/4.0/legalcode>).

The document must be attributed as the Australian Government Schools Funding Report on financial assistance paid to the schools sector and relevant decisions under section 127 of the *Australian Education Act 2013*.

Contents

00.	Glossary	iv
	List of tables and figures	v
	Executive Summary	01
	Introduction	01
	Financial assistance reportable under section 127 of the Act	02
	Schools assurance and compliance activities	04
01.	Section 1: Framework for funding arrangements and financial assistance	06
	Funding of schools in Australia	07
	Australian Government funding arrangements	07
	Prescribed circumstances funding	09
	Capital funding	10
	Special circumstances funding	10
	Funding for non-government representative bodies	10
	The Act and the Regulation	11
	Section 127 of the Act	13
02.	Section 2: Financial assistance paid for school education by the Australian Government under section 127 of the Act	16
	Financial assistance paid by the Commonwealth	17
03.	Section 3: Overview of schools funding assurance and compliance activities	20
	A risk-based approach to assurance and compliance	21
	Key assurance and compliance activities	21
04.	Appendix	24
	Appendix A: Financial assistance paid to approved authorities in 2023	24
	Appendix B: Non-government Approved Authorities and number of schools represented by sector, and state and territory	78
	Appendix C: How is Australian Government funding for schools distributed according to need?	81
	Appendix D: Methodology applied for reporting on financial assistance paid to the schools sector	85

Glossary

Term	Definition
Allocation	The public funding provided by governments to Approved System Authorities.
Approved authorities	Legal entities approved under the Act that can receive Australian Government recurrent funding for one or more schools.
Approved system authorities	Approved authorities for more than one school that distribute Australian Government recurrent funding according to their own needs-based funding arrangement (as defined by subsection 78(6) of the Act).
Assurance	The process of providing confidence and comfort that policies, procedures, controls or activities are effective and relative to the risk profile and operating environment.
Australian Education Act 2013	The <i>Australian Education Act 2013</i> is the principal legislation governing the provision of Commonwealth funding to government and non-government schools as well as supporting the objectives of intergovernmental agreements on school education.
Australian Education Regulations 2023	The Australian Education Regulations 2023 provide more detail to support the operation of the <i>Australian Education Act 2013</i> . They outline the conditions required to be met to receive funding under the <i>Australian Education Act 2013</i> .
Australian Government Department of Education (the department)	Commonwealth department that contributes to Australia's economic prosperity and social wellbeing by creating opportunities and driving better outcomes through access to quality education.
Block Grant Authorities	Block Grant Authorities are bodies corporate approved by the Minister to administer capital funding grants for non-government schools.
Compliance	An activity or action undertaken to provide proof/verification of an outcome.
Nationally Consistent Collection of Data on School Students with Disability (NCCD)	The NCCD is used to calculate the student with disability loading in recurrent funding for schools provided by the Australian Government. This loading is based on the level of adjustment being provided to the student. The NCCD collects data about school students with disability across Australia in a consistent, reliable and systematic way.
Non-Government Representative Bodies (NGRBs)	Bodies approved by the Minister under section 91 of the <i>Australian Education Act 2013</i> to represent non-government schools.
Non-Government Schools Census	An annual collection of information on students and staff from all non-government schools that have, as their major activity, the administration or provision of full-time primary, secondary and/or special education.
Post enumeration	An annual process to verify the accuracy of information provided by non-government schools in the Non-Government School Census that is used to calculate the school's Australian Government funding entitlement.
Public funding	Recurrent funding for school education provided by the Australian Government and state and territory governments.
Schooling Resource Standard (SRS)	An estimate of how much total public funding a school needs to meet its students' educational needs. It is calculated using a base amount for each primary and secondary student plus a loading amount of 6 additional loadings for schools with students with greater needs. The base amount and most of the loadings are worked out by reference to an amount per student called the SRS funding amount. The combined base and loading amount for a school is often referred to as the school's SRS.

List of tables and figures

Table 1: Financial assistance funding in 2023 (\$, exclusive of goods and services tax (GST))	02
Figure 1: Financial assistance to approved authorities in 2023, by funding source, per-cent of total	03
Figure 2: Financial assistance funding to approved authorities, 2014 to 2023 (\$ billions, exclusive of GST).	03
Figure 3: Financial assistance paid in 2023 (\$ billions, exclusive of GST)	17
Table 2: Financial assistance paid in 2023 (\$, exclusive of GST)	18
Table A1: Financial assistance to state and territory governments in 2023 (\$, exclusive of GST)	25
Table A2: Financial assistance to non-government approved authorities in 2023 (\$, exclusive of GST)	26
Table A3: Financial assistance to block grant authorities in 2023 (\$, exclusive Of GST)	76
Table A4: Financial assistance to non-government representative bodies in 2023 (\$, exclusive of GST)	77
Table B1: Approved authorities with 10 or more non-government schools	78
Table B2: Approved authorities, number of non-government schools - by sector	79
Table B3: Distribution of approved authorities by the number of non-government schools represented	79
Table B4: Number of non-government schools - by state and sector	80
Table C1: List of government approved system authorities (state and territory governments)	81
Table C2: List of Catholic approved system authorities	82
Table C3: List of independent approved system authorities	83
Table C4: List of other independent approved authorities for more than one school	84
Table D1: Payment types under the <i>Australian Education Act 2013</i>	85

Executive Summary

Introduction

The primary objective of this annual report is to meet the requirements under section 127 of the *Australian Education Act 2013* (the Act). It requires the Minister for Education to table a report in Parliament as soon as practicable after 30 June each year on:

- a. any financial assistance paid to an approved authority in the previous year under this Act
- b. the application of any financial assistance paid to an approved authority in the previous year under this Act
- c. any decisions made under any of the following provisions:
 - i. section 74 (relating to public interest test in considering whether to approve a person as an approved authority)
 - ii. subsection 76(2) (approved authorities for government schools not taken to satisfy basic requirements)
 - iii. paragraph 81(1)(c) (variation or revocation of approval of approved authority in public interest)
- d. any other matter prescribed by the regulations.

Australian Government recurrent funding for schools is based on the [Schooling Resource Standard](#) (SRS). This funding is passed onto Approved Authorities (AAs) who are responsible for the administration and operation of schools. For government schools, the AA is the relevant state or territory. For non-government schools, the AA is the body corporate approved by the Minister for the school/s.

The Act recognises that AAs are best placed to understand the individual needs of their students and schools. AAs for more than one school are able to distribute the Commonwealth funding they receive among their schools in either of two ways:

- according to the SRS (under subsection 78(4) of the Act); or
- by choosing to redistribute that funding among its individual member schools according to their own needs-based funding arrangements (under subsection 78(5) of the Act).

AAs that redistribute funding in accordance with subsection 78(5) of the Act are known as Approved System Authorities (systems). For government schools, the systems are the state and territory governments. For non-government schools, the systems are the approved Catholic and independent body corporates.

In this report, information is presented on financial assistance paid to AAs in the 2023 school year.

Financial assistance reportable under section 127 of the Act

Financial assistance (exclusive of Goods and Services Tax (GST)) paid by the Australian Government to the schools sector in 2023 reportable under section 127 of the Act is summarised in Table 1 below. Approximately \$10.8 billion was provided to the states and territories for government schools (as AAs), and approximately \$17.6 billion was provided to the non-government schools sector (via the state and territory treasuries). Total funding paid in the 2023 calendar year was approximately \$28.4 billion.

Note that Table 1 includes funding to Block Grant Authorities for capital funding, and funding to Non-Government Representative Bodies (NGRBs) for the Non-Government Reform Support Fund (NGRSF) and the Choice and Affordability Fund (CAF).

Appendix A provides detailed information on funding provided to each AA in 2023. The funding reported includes recurrent funding calculated with regard to the base amount and relevant loadings under the SRS¹.

Table 1: Financial assistance funding in 2023 (\$, exclusive of Goods and Services Tax (GST))

Funding Element	Government Sector	Non-Government Sector			Total
		Catholic	Independent	Joint	
Recurrent funding	10,770,387,805	9,415,597,639	7,620,027,840	0	27,806,013,284
Capital funding	0	123,035,039	146,949,786	6,302,533*	276,287,358
Prescribed circumstances	38,332,474	5,489,649	64,667,979	0	108,490,102
Special circumstances	0	18,205,932	7,346,687	0	25,552,619
Non-Government Reform Support Fund	0	23,013,000	17,000,000	0	40,013,000
Choice and Affordability Fund	0	69,857,186	43,770,508	0	113,627,694
Total	10,808,720,279	9,655,198,445	7,899,762,801	6,302,533	28,369,984,058

Source: Australian Government Department of Education.

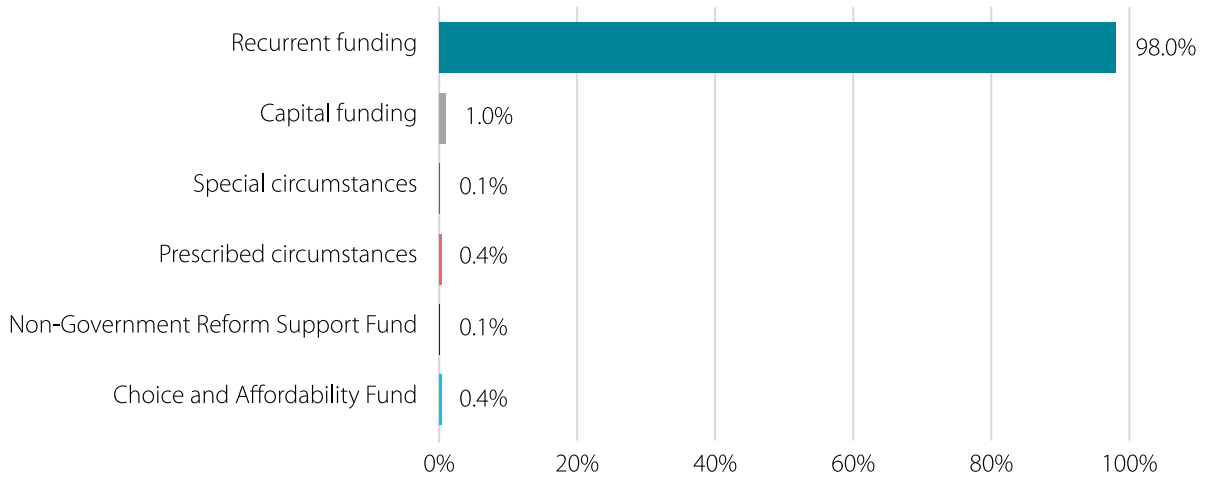
* Capital funding for schools in the Australian Capital Territory and the Northern Territory is paid to a single Block Grant Authority in each of these jurisdictions with representatives from both the Catholic and Independent sectors.

Note totals have been rounded to the nearest dollar so may not equal as figures.

¹ Any payment adjustments to funding that have occurred for AAs are also reported. Payment adjustments are a result of changes to previous year/s entitlements due to changes in enrolment or other factors that determine the annual funding calculated for a school. Note that payment adjustments can apply to recurrent funding as well as prescribed circumstances funding.

As illustrated in Figure 1 below, the majority of funding provided to the sector in 2023 related to recurrent funding (\$27.8 billion or 98% of total financial assistance).

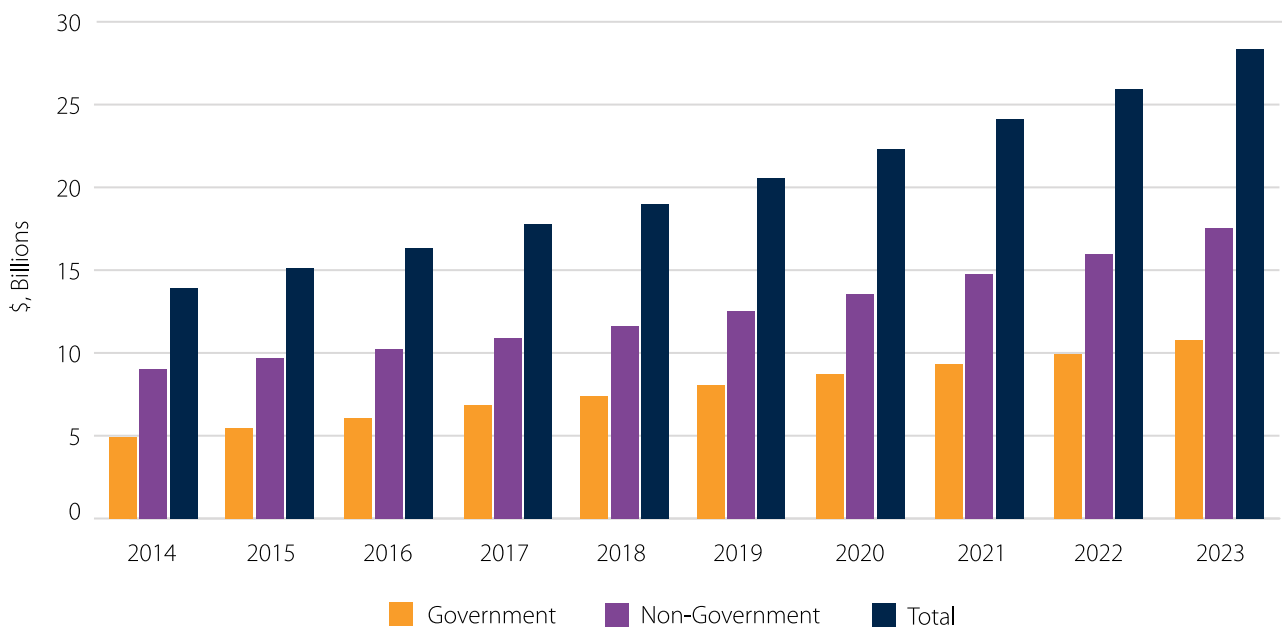
Figure 1: Financial assistance to approved authorities in 2023, by Funding source, per-cent of total



Source: Australian Government Department of Education.

Under the Act, the Australian Government has provided approximately \$203.5 billion of financial assistance to the government and the non-government sectors over the period 2014 to 2023 (see Figure 2 below). Approximately 62% of Australian Government funding flowed through to non-government schools.

Figure 2: Financial assistance funding to approved authorities, 2014 to 2023 (\$ billions, exclusive of GST)



Source: Australian Government Department of Education.

Schools assurance and compliance activities

The Department of Education (the department) applies a risk-based approach to assurance and compliance (refer to the department's 2019 publication [Schools Funding Assurance Framework](#)). The risk-based approach assures that Australian Government funding for schools is appropriately used for school education purposes, without imposing unreasonable administrative burden on funding recipients. The department's assurance and compliance activities assist and encourage the sector to be compliant and stay compliant.

Key financial assurance and compliance activities that are undertaken by the department include:

- annual funding acquittals to provide assurance of AAs' use of funds. These acquittals require independent accountant (auditor) review for non-government AAs
- annual review of audited financial statements for potential compliance issues
- financial viability assessments
- Census Post enumeration data checking. This annual process is conducted to confirm that student information reported in the annual Non-Government School Census is accurate for funding and reporting purposes.

In addition, the department undertakes policy assurance to ensure that schools are applying Australian education policies and requirements of nationally agreed policy objectives.



01.

SECTION 1: Framework for funding arrangements and financial assistance

This section of the report provides a brief overview of the current funding arrangements for schools and the type of financial assistance provided by the Australian Government. It also provides an overview of the legislative and regulatory framework under which financial assistance is paid.

The requirements in section 127 of the Act are also discussed.



01.

Funding of schools in Australia

State and territory governments are responsible for the provision of school education in their jurisdictions, including registering and regulating schools (whether government or non-government) and operating government schools.

The Australian Government has a national role in school funding and policy under the Act, and values the role of states and territories in registering, managing and regulating schools. Funding responsibility is shared between the Australian Government and state and territory governments.

Schools receive funding from both the Australian Government and their state or territory government:

- states and territories are the majority public funder of the government sector in line with their constitutional responsibility. The Australian Government is the minority public funder
- the Australian Government has historically been the majority public funder for non-government schools, reflecting its commitment to supporting parental choice and diversity in the schooling system. State and territory governments are the minority public funders for this sector.

Australian Government funding arrangements

Australian Government recurrent funding for schools is based on each school's SRS. The Australian Government is moving towards consistently funding:

- 20% of the SRS for government schools
- 80% of the SRS for non-government schools.

In 2023, all schools attracted Commonwealth recurrent funding calculated using, at a minimum, the Commonwealth target SRS share for their sector.

Schools that are currently funded above their target Commonwealth share will be smoothly transitioned to the target share by 2027 for government schools and 2029 for non-government schools.

Under the current arrangements, state and territory governments are also required to deliver their share of total public funding.

The Schooling Resource Standard

Australian Government funding for schools is calculated in accordance with the SRS funding arrangements set out in the Act. The SRS is made up of a base amount for each primary and secondary student enrolled at the school (which includes, for most non-government schools, the capacity of the school's community to contribute financially to the school), and up to 6 needs-based loadings for student priority cohorts and disadvantaged schools. This will ensure that students with greater needs will attract higher levels of funding from the Australian Government, and students with the same need within the same sector will attract the same support from the Australian Government, regardless of the state where they live.

Base amount provides funding for every student

A school's base amount is calculated each year in accordance with section 33 of the Act. The number of students enrolled at the school for the year is multiplied by the SRS funding amount for the year for each student. In 2023, the SRS funding amount was \$13,048 for primary students and \$16,397 for secondary students.

For most non-government schools, the SRS base amount includes a discount to reflect the anticipated capacity of the school community to financially contribute to the school's operating costs relative to the capacity of other non-government schools. This is known as Capacity to Contribute (CTC). The CTC does not apply to government schools, non-government special and special assistance schools, non-government majority Aboriginal and Torres Strait Islander schools, and non-government sole provider schools.

Since 2022, the direct measure of income (DMI) has been fully implemented and is a robust and accurate measure for calculating a school community's capacity to contribute. The DMI uses the latest available whole of government data to calculate the capacity of parents and guardians to contribute to the ongoing costs of running their school. This ensures more Commonwealth Government funding flows to the schools that need it the most.

Loadings provide extra funding for priority student cohorts and disadvantaged schools

Up to 4 student-based loadings and 2 school-based loadings are calculated for a school each year in accordance with Part 3, Division 3 of the Act. These make up the total loading used to calculate the school's SRS.

Student with disability loading

This loading provides extra funding, in addition to the SRS base amount, for eligible students with disability.

Since 2018, the loading has been based on the Nationally Consistent Collection of Data on School Students with Disability (NCCD), which collects information on students with disability by the level of additional support they are provided to access and participate in learning. Under the NCCD, the schools use their professional, evidence-based judgement to capture information on the level of additional support a student is provided in the classroom.

Students with disability who are counted in the top 3 levels of the NCCD (supplementary, substantial, and extensive) attract additional funding through the student with disability loading. The amount of the loading reflects the level of support they need to participate fully in school, with higher funding for those who need higher levels of support.

The NCCD captures a fourth level of adjustment defined as 'support provided within quality differentiated teaching practice' commonly referred to by the acronym QDTP. This level of adjustment counts students that receive minor adjustments reasonably expected as part of quality teaching/school practice. These adjustments are provided through usual school processes, without drawing on additional resources.

Low English proficiency loading

This loading provides extra funding, in addition to the SRS base amount, for students from a language background other than English where at least one parent has completed school education only to Year 9 (or equivalent) or below. This may include recently settled migrants and refugees.

01.

Aboriginal and Torres Strait Islander student loading

This loading provides extra funding, in addition to the SRS base amount, for each Aboriginal and Torres Strait Islander student. The amount of extra funding for each student depends on the proportion of Aboriginal and Torres Strait Islander students in the school. The loading ranges between 20% of the SRS funding amount to 120% of the SRS funding amount. The greater the proportion of Aboriginal and Torres Strait Islander students in the school, the higher the loading.

Socio-educational disadvantage loading

This loading provides extra funding, in addition to the SRS base amount, for each student from a socio-educationally disadvantaged background. The loading amount is based on the percentage of students in the lowest 2 quartiles of socio-educational advantage (SEA) developed by the Australian Curriculum, Assessment and Reporting Authority. The SEA measures the occupational and educational status of students' parents by looking at factors like occupation, completed school education and highest level of post-school education.

The greater the percentage of a school's students in each of the bottom 2 quartiles of the SEA, the higher the loading, up to a maximum of 50% of the SRS funding amount for Quartile 1 and 37.5% for Quartile 2.

School location loading

This loading provides extra funding for schools in regional and remote locations in recognition that it generally costs more to educate students in regional and remote schools than it does to educate students in city-based schools. The loading is based on a school's Accessibility/Remoteness Index of Australia (ARIA) score, a measure of the remoteness or accessibility of every location in Australia, as a percentage of the SRS funding amount and the school's size loading.

School size loading

This loading provides extra funding for medium, small and very small schools in recognition that they cannot achieve the same efficiencies of scale as a large school. This is the only loading that is calculated as a set dollar amount (rather than as a proportion of the SRS funding amount).

Primary schools with up to 300 students and secondary schools with up to 700 students attract a size loading. The size loading is scaled:

- primary schools with between 15 and 200 students attracting the maximum loading of \$205,774 in 2023
- secondary schools with between 100 and 500 students attracting the maximum loading of \$329,241 in 2023.

Prescribed circumstances funding

Prescribed circumstances funding provides additional financial assistance to eligible government and non-government schools. It included \$11.2 million to Northern Territory government schools to accelerate delivery of evidence-based reforms and \$0.5 million to Australian Capital Territory non-government schools to support their transition to the Quality Schools package. Additionally, \$61 million was provided to disadvantaged non-government schools transitioning to new funding arrangements.

As part of the Government's School Upgrade Fund, \$21.6 million was paid under the Targeted Round and \$32 million under the Open Round.

Capital funding

The Capital Grants Program (CGP) provides funding for non-government primary and secondary schools to improve infrastructure, where they otherwise may not have access to sufficient capital resources. The CGP is additional to funds provided by state and territory governments, non-government school authorities, and school communities, which are responsible for providing and maintaining non-government school facilities².

Special circumstances funding

Special circumstances payments included one-off transition assistance of \$24.2 million to non-government schools in South Australia that offered an 18 month foundation year program.

Funding for non-government representative bodies

Funding for non-government representative bodies (NGRBs) is paid through the Non-Government Reform Support Fund (NGRSF) and the Choice and Affordability Fund (CAF) (see below).

Non-Government Reform Support Fund

The NGRSF commenced in January 2018 and concluded on 31 December 2023. NGRBs are funded to support the non-government school sector in implementing the National Policy Initiatives agreed by the then Commonwealth and states and territories through the National School Reform Agreement and the bilateral reform agreements.

There are 16 NGRBs under Section 91 of the Act: a Catholic Education Commission and an Association of Independent Schools in each state and territory.

Each NGRB has provided a strategic plan outlining the reform activities to be delivered under the Reform Support Fund. Under the Reform Support Fund Guidelines, NGRBs are required to submit annual work plans outlining the activities to be undertaken for the year along with annual reports describing the actual activities undertaken and the outcomes achieved as well as submit an annual acquittal of the funding they received.

NGRBs can use the fund flexibly over the 10 years to maximise its impact on the priorities. All NGRBs have an agreement with the department which sets out their use for the fund. NGRBs must report annually on their progress in achieving the priority objectives and intended outcomes identified in their agreements.

Choice and Affordability Fund

The CAF commenced on 1 July 2020 with an estimated \$1.2 billion to be provided to the non-government sector until 2029. Funding is provided for the non-government school sector under section 70 of the Act. Catholic and independent NGRBs in each state and territory administer funding in line with the 5 priority areas for the fund, including special circumstances.

The CAF prioritises assistance for non-government schools transitioning to the new DMI funding arrangements. It also prioritises funding for schools affected by drought, bushfires and other natural disasters, particularly where this affects a school's short-term financial viability. Other priorities include providing choice to parents of an affordable school that will best suit their child, enhancing student wellbeing and support initiatives, and lifting outcomes in underperforming schools.

² Since January 2014, Australian Government funding for government schools (including its contribution towards the capital needs of government schools) has been delivered through the annual grants provided to state and territory governments under the Act.

01.

The Act and the Regulation

The Act is the principal legislation governing the provision of Commonwealth funding to government and non-government schools as well as supporting the objectives of intergovernmental agreements on school education. The *Australian Education Regulations 2023* (the Regulations) provide more detail to support the operation of the Act. They outline the conditions required to be met in order to receive funding under the Act.

The Act is guided by the principles that education is the foundation of a skilled workforce and a creative community; that Australia's future prosperity depends on a strong and sustainable schooling system; and that education also has a role to play in overcoming social and economic disadvantage.

The Act and Regulations impose conditions requiring states and territories to implement National Policy Initiatives for school education, which assists with public confidence in the education system.

The Act and the Regulations can be modified as required to ensure they reflect current policy needs. This is carried out in consultation with key stakeholders, including as required under section 130 of the Act. Ongoing policy requirements must be met by recipients to remain eligible for future funding.

The Act provides Commonwealth financial assistance for schools. The financial assistance is provided to states under section 96 of the Constitution, and to territories under section 122 of the Constitution.

The financial assistance is provided directly to a state or territory for its government schools. Financial assistance for a non-government school located in a state or territory is provided to the State or Territory which must provide it to the AA for the school.

Use of recurrent funding

Section 78(2)(b) of the Act requires AAs to manage financial assistance payable under the Act according to the Regulations. Section 29 of the Regulations sets out the main requirements for AAs' use of recurrent funding provided under the Act.

Recurrent funding (including any interest earned on recurrent funding banked or invested by the AA) must be spent, or committed to be spent, by an AA:

- for the purpose of providing school education at a school for which the AA is approved
- by the end of the calendar year in which it was paid to the AA³.

Recurrent funding must be used for the purpose of providing school education, for the levels of education that is, primary education or secondary education, as defined in section 15 of the Act.

Recurrent funding cannot be used for:

- pre-school education or programs
- early childhood education and care
- before and after-school care or vacation care
- vocational education and training that is not part of a recognised secondary school curriculum
- boarding services.

³ This requirement applies unless the Minister has determined a different time limit, under paragraph 29(7)(b) of the Regulations. Please note an extension of time to expend or commit recurrent funding is generally only provided in exceptional and unforeseen circumstances.

Subsection 29(2) of the Regulations sets out a non-exhaustive list of examples of general recurrent costs of providing school education, including:

- salaries and other expenses relating to staff at the school, including expenses related to the professional development of the staff
- developing or purchasing materials related to the school's curriculum, such as textbooks, art supplies or sporting equipment
- general operating expenses of the school, for example:
 - utility bills
 - insurance costs
- maintaining the school's land and buildings, for example:
 - routine maintenance or repairs to school buildings (such as repairing doors, windows, or guttering)
 - replacing like for like fixtures (such as carpets)
 - school grounds upkeep, such as mowing
- purchasing capital equipment for the school, for example:
 - non-fixed desks
 - chairs
 - portable air conditioning/heating
 - computers and other information and communication technology
- administrative costs associated with the AA's compliance with the Act and the Regulations. For example:
 - staff costs in meeting Australian Government reporting requirements
 - participating in NAPLAN or other national assessments.

Restrictions on the use of recurrent funding for capital purposes

An AA for a non-government school that has a CTC greater than zero per cent must not use recurrent funding for:

- the purchase of land or buildings for the school
 - for example, recurrent funding cannot be used to purchase an adjacent block of land, including any buildings on that land, for an expansion of the school, or land in another location for an additional campus of the school.
- the construction of a building, or part of a building, for the school
 - for example, recurrent funding cannot be used for any construction of a building, or part of a building, at the school that does not constitute maintenance or repairs. This could include but is not limited to, the construction of any new or modified classroom, administration building, multipurpose room, school hall, bus/bike shelter, shed, sporting facility, walkway, or ramp.
- capital improvements for the school
 - for example, recurrent funding cannot be used for any non-building construction related capital works or fixtures that lead to a capital improvement. This could include but is not limited to, affixed air conditioning/heating units, sports grounds, swimming pools, basketball and netball courts, other sporting facilities, fencing, carparks, gates, garden shelters, or affixed security features.
- any form of loan, credit facility, or other interest in relation to the above
 - in this context, 'other interest' refers to legal interest, for example, an option to purchase land. Note, however, that interest payments on a loan or credit arrangement for capital purposes (identified above) are recognised as a general recurrent cost of providing school education and are allowed under subsection 29(3)(a) of the Regulations.

01.

Schools with zero per cent capacity to contribute

The restrictions on the use of recurrent funding for capital purposes do not apply to AAs for schools that have CTC of zero per cent. The following types of school have a CTC of zero (as noted under section 54 of the Act):

- all government schools
- special schools
- special assistance schools
- sole provider schools
- majority Aboriginal and Torres Strait Islander schools for a year.

Section 127 of the Act

Section 127 of the Act requires the Minister for Education to table a report to Parliament on financial assistance provided to AAs. It states:

As soon as practicable after 30 June each year, the Minister must cause a report dealing with the following to be laid before each House of the Parliament:

- any financial assistance paid to an approved authority in the previous year under this Act*
- the application of any financial assistance paid to an approved authority in the previous year under this Act*
- any decisions made under any of the following provisions:*
 - section 74 (relating to public interest test in considering whether to approve a person as an approved authority)*
 - subsection 76(2) (approved authorities for government schools not taken to satisfy basic requirements)*
 - paragraph 81(1)(c) (variation or revocation of approval of approved authority in public interest)*
- any other matter prescribed by the regulations.*

The requirements in the Act are met in the following approach in this report.

Section 127(a)

Financial assistance paid to AAs is provided in this report in aggregate, by relevant school sectors and jurisdictions, by different types of financial assurance (for example, base funding and loadings), with detailed funding data provided for each AA in Appendix A for 2023.

Section 127(b)

The application of any financial assistance paid to an AA under section 127(b) has been considered in the following ways.

Approved authority use of financial assistance funding

Under section 29 of the Regulations, AAs for schools are required to use the funding “for the purpose of school education at a school for which the approved authority is approved”.

The department receives assurance on the appropriate use of financial assistance funding via annual certifications collected under section 34 of the Regulations.

Approved authority distribution of financial assistance funding

An AA for more than one school can distribute Australian Government recurrent funding to its schools according to the SRS under subsection 78(4) - as do many independent schools; or by choosing to distribute that funding according to its own needs-based funding arrangement under subsection 78(5).

AAs which distribute funding under subsection 78(5) are known as Approved System Authorities and are referred to as systems. The largest systems are the state and territory governments and the Catholic Education Commissions in each jurisdiction.

A system’s needs-based funding arrangement (NBF arrangement) provides information on how the system distributes Commonwealth funding to support students’ educational outcomes. The NBF arrangement describes the methodology and provides a supporting rationale to demonstrate how the funds are distributed based on the system’s local understanding of the individual needs of its students and schools. Systems’ NBF arrangements must include an amount per student and loadings for students and schools with additional needs including the 6 identified student and school cohorts identified in subsection 78(5). The NBF arrangement must also be publicly available and transparent.

Systems’ current arrangements for distribution of funding can be accessed via the following link: [Needs-based Funding](#). Details are also provided at Appendix D.

Each year the department collects a report under section 35 and section 36 of the Regulations on the funds distributed to schools under subsection 78(5). Details on the funds distributed to each school are publicly available via [My School](#) financial information. Note that the My School website reports income from a variety of sources. At the Commonwealth level, recurrent income also includes income received by schools that is not paid under the Act.

Section 127(c)

Under this section of the Act, relevant decisions made under sections 74, 76(2) and 81(1)(c) of the Act are reported.

2023 reportable decisions

There were no reportable decisions for the 2023 year.

Section 127(d)

This section of the Act reports on other matters prescribed by the Regulations.

There are currently no other matters prescribed by the Regulations to be reported by the Minister annually to Parliament.



Friday 1st December

How stories tend to go

ROOM
Respect
Responsibility
Learning

02.

SECTION 2: Financial assistance paid for school education by the Australian Government under section 127 of the Act



02.

Financial assistance paid by the Commonwealth

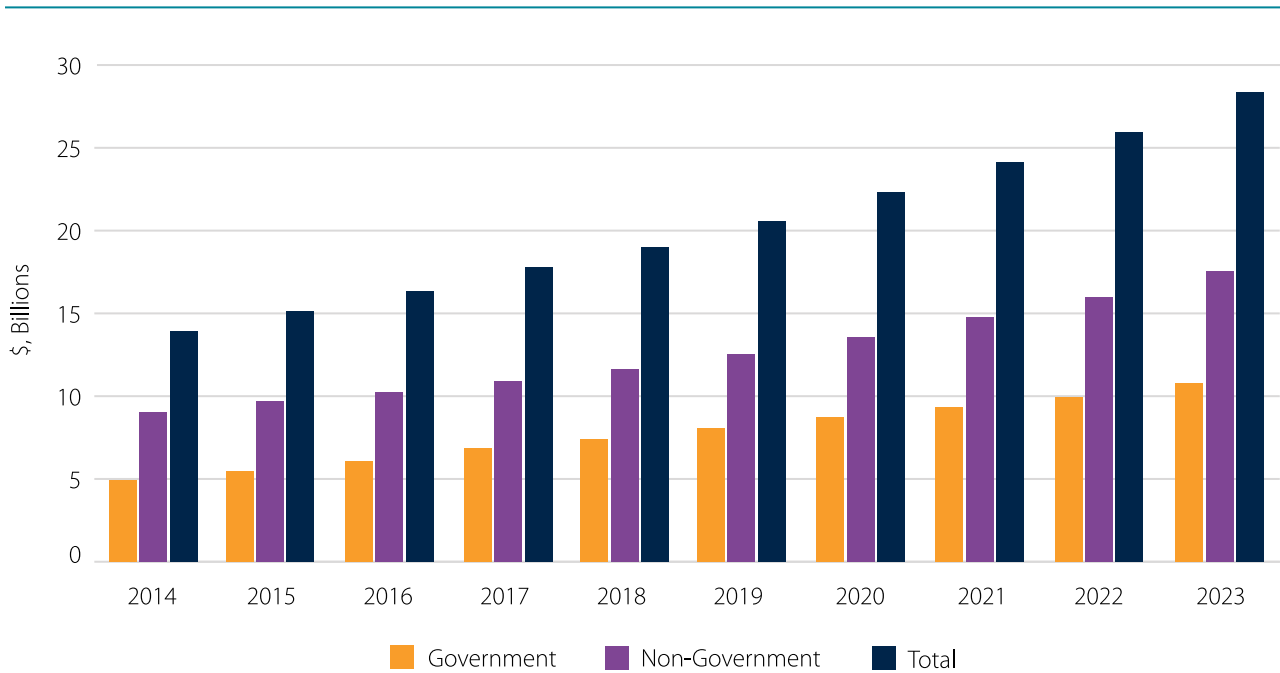
This section presents an overview of the financial assistance paid to the government and the non-government school sectors in 2023. The funding assistance reported includes recurrent funding, capital funding (for the non-government sector only), prescribed circumstances funding, and funding provided to NGRBs.

In 2023, the Australian Government provided \$28.4 billion of financial assistance to the government and the non-government school sectors, with about 62% flowing through to non-government schools (Figure 3). Almost all of the funding (98%) was for recurrent funding (which is calculated with regard to the base funding and the loadings under the SRS).

Table 2 below provides a summary of the financial assistance paid in 2023. Detailed funding assistance provided to each AA is included in Appendix A.

Appendix B provides further information on the characteristics of AAs. Appendix C discusses how Australian Government funding for schools is distributed according to need. Appendix D provides a summary of the methodology applied in reporting the Australian Government financial assistance at the AA level under section 127 of the Act.

Figure 3: Financial assistance paid in 2023 (\$ billions, exclusive of GST)



Source: Australian Government Department of Education.

Table 2: Financial assistance paid in 2023 (\$, exclusive of GST)

Funding Element	Government Sector	Non-Government Sector			Total
		Catholic	Independent	Joint	
Recurrent funding	10,770,387,805	9,415,597,639	7,620,027,840	0	27,806,013,284
Capital funding	0	123,035,039	146,949,786	6,302,533*	276,287,358
Prescribed circumstances	38,332,474	5,489,649	64,667,979	0	108,490,102
Special circumstances	0	18,205,932	7,346,687	0	25,552,619
Non-Government Reform Support Fund	0	23,013,000	17,000,000	0	40,013,000
Choice and Affordability Fund	0	69,857,186	43,770,508	0	113,627,694
Total	10,808,720,279	9,655,198,445	7,899,762,801	6,302,533	28,369,984,058

Source: Australian Government Department of Education.

* Capital funding for schools in the Australian Capital Territory and the Northern Territory is paid to a single Block Grant Authority in each of these jurisdictions with representatives from both the Catholic and Independent sectors.

Note totals may not equal as figures have been rounded to the nearest dollar.



03.

SECTION 3: Overview of schools funding assurance and compliance activities

This section provides a brief overview of the schools funding assurance and compliance activities. It focuses on activities undertaken by the department. According to the Act, the National School Resourcing Board (NSRB) is responsible for reviewing different parts of the Australian Government funding model. Under section 128(6A) of the Act, the Board is required to conduct an annual review of state and territory compliance with section 22A of the Act (s22A). This section states that, as a condition of Commonwealth financial assistance, states and territories must meet minimum school funding contributions agreed as part of bilateral agreements supporting the National School Reform Agreement. Section 22A of the Act also requires that states and territories report to the department annually on the funding they provide to government and non-government schools.



03.

A risk-based approach to assurance and compliance

The department's risk-based approach to assurance and compliance is documented in the 2019 publication [Schools Funding Assurance Framework](#). This document provides an overview of the department's approach to managing risk of error, non-compliance and fraud in respect of Australian Government funding for school education under the Act and the Regulations.

The Schools Funding Assurance Framework is an overarching document that sets out how assurance is practically undertaken to assure:

- Australian Government funding for schools is being appropriately spent, in accordance with the requirements of the Act and Regulations
- AAs are assisted and encouraged to become compliant and stay compliant
- non-compliance is identified and addressed
- AAs are not unreasonably burdened by compliance, or forced to bear an unreasonable cost of compliance
- systemic compliance issues are identified, so that policies and processes can be amended to remedy issues.

Key assurance and compliance activities

The department undertakes financial and policy assurance and compliance activities to provide assurance that funds provided for school education purposes are used according to the regulated requirements. The key assurance and compliance activities are summarised below.

Funding acquittals

Funding acquittal is the primary assurance on the AAs' use of funding. The department collects annual funding acquittals from government and non-government AAs. These acquittals require independent accountant (auditor) review.

Financial statement review

The department collects audited financial statements as part of the Financial Questionnaire (FQ) collection. The FQ data collection includes income and expenditure for non-government schools. The department reviews the AAs' audited financial statements to identify potential compliance and financial viability concerns. The review is conducted annually.

Financial viability assessment

The financial viability assessment is an annual process that utilises non-government AA and school financial information. Identified financial viability concerns are raised with the AA and assessed from a compliance perspective.

Financial Questionnaire verification

This process provides assurance that FQ data provided by schools is accurate. Each year schools are randomly selected for data quality checking. This activity does not impact on funding entitlements to AAs.

Non-Government Schools Census Post-Enumeration

The Non-Government Schools Census Post-Enumeration Exercise (Census PE) is an annual assurance activity conducted to validate that school and student data self-reported in the Non-Government Schools Census are both accurate and appropriate for funding and reporting purposes. For the 2023 year, 350 non-government schools were checked, an increase of 100 compared to the 2022 year. The exercise includes validation of NCCD evidentiary requirements as outlined in the NCCD Guidelines.

Compliance certification process

The Compliance Certificate collection helps to provide a level of assurance that schools are applying Australian education policies and requirements of nationally agreed policy objectives. It is an annual process that applies to both government and non-government AAs.

Tip offs and media monitoring

The department reviews information received through tip offs and concerns raised in the media.

Working with other Commonwealth and state and territory regulators

The department collaborates with other Commonwealth and state and territory regulators where compliance concerns are identified for specific AAs or schools.

Risk indicator model

The department's risk indicator model draws on assurance, compliance and financial data sets for non-government schools against a range of indicators to qualify risk ratings across the schooling sector and inform the department's assurance activities.

Other data and sector analysis

In addition to the above processes, the department undertakes data analysis and assessments using available data including student census data, FQ data, block allocation reports and other sectoral analyses to help inform its assurance and compliance activities.



04.

Appendix

APPENDIX A: Financial assistance paid to approved authorities in 2023

In this appendix, financial assistance is reported for 2023 for:

- State and territory governments (as AAs)
- Non-government AAs
- Block Grant Authorities (capital funding)
- Non-Government Representative Bodies.

All figures in this appendix are exclusive of Goods and Services Tax (GST).



Table A1: Financial assistance to state and territory governments in 2023 (\$, exclusive of GST)

State	Base	Students with disability	Aboriginal and Torres Strait Islander	Low English proficiency	Socio-educational disadvantage	Location	Size	Prescribed circumstances	Special circumstances	Adjustments ⁴	Total Funding
ACT	131,604,413	17,069,320	1,510,352	183,019	8,920,224	2,703	1,041,586	165,000	0	-148,434	160,348,182
NSW	2,253,936,884	410,771,285	92,711,839	9,954,412	366,804,888	39,768,771	46,978,302	8,564,869	0	-13,720,929	3,215,770,322
NT	89,647,875	29,973,077	36,151,017	1,614,052	21,711,256	33,189,615	5,902,112	12,378,276	0	-2,990,775	227,576,505
QLD	1,639,022,639	288,574,305	86,038,047	3,705,802	294,073,987	74,177,275	26,927,140	3,003,926	0	-4,332,154	2,411,190,967
SA	493,159,301	99,745,564	15,766,208	1,469,905	87,874,992	23,206,498	13,307,329	2,444,228	0	-2,549,884	734,424,140
TAS	156,854,465	21,183,176	7,236,716	147,097	34,231,090	15,613,182	5,769,969	991,111	0	-970,767	241,056,039
VIC	1,869,384,629	422,243,446	14,181,356	10,108,315	270,649,132	15,875,832	33,526,000	5,780,928	0	-14,946,464	2,626,803,174
WA	854,405,726	95,201,480	36,591,188	2,184,360	134,508,973	49,545,820	16,967,261	5,004,136	0	-2,857,994	1,191,550,950
TOTAL	7,488,015,931	1,384,761,653	290,186,722	29,366,962	1,218,774,543	251,379,696	150,419,699	38,332,474	0	-42,517,401	10,808,720,279

Source: Australian Government Department of Education (totals have been rounded to the nearest dollar so may not equal as figures).

4 Reported payment adjustments are due to changes in current or previous year's entitlements. Entitlements are demand driven and may be recalculated throughout the year for a range of reasons, including but not limited to, school operations (closures or amalgamations), changes in student enrolment numbers, student or school characteristics, recovery of overpayments in the current or previous years, etc, and are reported at the approved authority level. Section 9 of the Act defines an overpayment to include where the total amount of the payment, and any previous payments made, as a result of the determination, to the State or Territory for the school for the year, exceeds the school's total entitlement for the year.

Table A2: Financial Assistance to non-government approved authorities in 2023 (\$, exclusive of GST)

Legal Name	State	Base	Students with disability	Aboriginal and Torres Strait Islander	Low English proficiency	Socio educational disadvantage	Location	Size	Prescribed circumstances ⁵	Special circumstances	Adjustments ⁶	Total Funding
Best-Practice Education Group Limited	ACT	1,214,447	644,919	9,754	0	28,801	0	258,002	0	0	0	2,155,923
Brindabella Christian Education Limited	ACT	7,843,219	763,409	2,347	13,748	204,734	0	0	0	0	0	8,827,457
Burgmann Anglican School	ACT	10,654,927	1,280,781	19,921	2,777	206,210	0	0	0	0	0	12,164,616
Canberra Girls Grammar School	ACT	2,784,240	1,152,974	40,713	3,759	77,979	0	0	0	0	0	4,059,665
Canberra Grammar School	ACT	5,290,761	1,567,029	66,567	6,349	120,151	0	0	0	0	0	7,050,857
Canberra Muwslim Youth Incorporated	ACT	2,141,959	98,330	0	8,592	67,854	0	118,526	0	0	0	2,435,261
Canberra Rudolf Steiner School Association Incorporated	ACT	3,455,455	581,445	37,547	0	77,826	0	29,856	0	0	0	4,182,129
Communities@Work Ltd	ACT	1,232,919	804,809	103,615	0	244,390	0	250,278	307,686	0	0	2,943,698
Covenant College Tuggerahong ACT Association Incorporated	ACT	2,296,398	280,979	12,710	1,215	110,858	0	206,675	0	0	0	2,908,835
Daramalan College	ACT	9,391,627	1,645,785	48,682	4,264	600,759	0	0	0	0	0	11,691,117
Emmanuel Christian School Canberra Limited	ACT	4,292,204	432,181	41,382	0	80,153	0	0	25,000	0	0	4,870,920
Radford College Limited	ACT	7,082,505	355,701	23,921	4,958	121,318	0	0	0	0	0	7,588,403
Seventh-day Adventist Schools (South New South Wales) Limited	ACT	5,563,634	562,213	396,228	5,445	579,927	245,658	533,957	0	0	0	7,887,062
The Canberra Montessori Society Inc	ACT	684,362	70,146	0	0	10,243	0	164,619	0	0	0	929,370

5 Note that the Trustees for Catholic Education Office Archdiocese of Canberra & Goulburn also received ACT Adjustment Assistance (\$490,917).

6 Reported payment adjustments are due to changes in current or previous year/s entitlements. Entitlements are demand driven and may be recalculated throughout the year for a range of reasons, including but not limited to, school operations (closures or amalgamations), changes in student enrolment numbers, student or school characteristics, recovery of overpayments in the current or previous years etc, and are reported at the AA level. Section 9 of the Act defines an overpayment to include where the total amount of the payment, and any previous payments made, as a result of the determination, to the State or Territory for the school for the year, exceeds the school's total entitlement for the year.

Legal Name	State	Base	Students with disability	Aboriginal and Torres Strait Islander	Low English proficiency	Socio educational disadvantage	Location	Size	Prescribed circumstances ⁵	Special circumstances	Adjustments ⁶	Total Funding
Trinity Christian School Incorporated	ACT	8,067,414	558,157	43,271	7,020	231,931	0	0	0	0	0	8,907,793
Trustees for Catholic Education Office Archdiocese of Canberra & Goulburn	ACT	115,596,385	24,967,359	1,237,546	85,454	9,028,231	0	1,354,458	630,971	0	0	152,900,404
Al Amanah College Ltd	NSW	8,666,014	89,581	9,198	120,073	1,353,208	0	0	0	0	0	10,238,074
Al Faisal College Limited	NSW	42,823,864	39,347	0	291,669	2,922,615	0	0	50,000	0	0	46,127,495
Al Sadiq College Incorporated	NSW	8,113,678	666,006	0	175,526	2,687,818	0	0	22,651	0	0	11,665,679
Al Zahra College Limited	NSW	6,356,612	678,098	0	45,768	690,725	0	0	0	0	0	7,771,203
Al-Hikma College Ltd	NSW	3,908,137	80,585	0	29,442	359,390	0	0	25,000	0	0	4,402,554
Allambi Care Limited	NSW	275,470	440,356	28,734	0	36,554	0	70,726	0	0	0	851,840
Al-Noori Muslim School Inc	NSW	23,749,707	144,080	0	100,277	1,463,766	0	0	0	0	0	25,457,830
Alpha Omega Senior College Ltd	NSW	7,709,214	423,174	10,815	48,568	460,337	0	61,898	0	0	0	8,714,006
Amity College Australia Limited	NSW	24,037,088	2,144,870	9,475	102,826	1,556,088	0	0	0	0	0	27,850,347
Ananda Marga Pracaraka Samgha Ltd	NSW	356,992	43,842	12,746	0	30,041	0	164,619	0	0	0	608,240
Anglican Schools Corporation	NSW	134,176,487	10,576,305	1,080,147	104,120	10,358,016	719,956	0	19,105	0	-2,720	157,031,416
Arden Anglican School Council	NSW	4,800,223	447,370	17,660	2,504	92,333	0	0	0	0	0	5,360,090
Arkana College Limited	NSW	2,019,830	21,921	4,370	7,586	121,911	0	139,926	0	0	0	2,315,544
Armenian General Benevolent Union School Inc	NSW	660,640	245,929	0	25,050	205,928	0	164,619	0	0	0	1,302,166
Arrahman College Ltd	NSW	984,143	28,393	0	9,875	84,030	0	164,619	25,000	0	0	1,296,060
Ascham School Ltd	NSW	3,065,299	242,668	13,219	0	69,693	0	0	0	0	0	3,390,879
Assyrian Christian Schools Limited	NSW	14,217,483	712,558	0	713,490	4,854,828	0	57,947	50,000	0	0	20,606,306

Legal Name	State	Base	Students with disability	Aboriginal and Torres Strait Islander	Low English proficiency	Socio educational disadvantage	Location	Size	Prescribed circumstances ⁵	Special circumstances ⁶	Adjustments ⁶	Total Funding
Australian Christian College - Darling Downs Ltd	NSW	1,037,066	137,322	10,452	0	120,427	0	184,374	0	0	0	1,489,641
Australian Christian College - New South Wales	NSW	14,921,518	959,583	72,864	9,984	1,119,515	0	0	0	0	0	17,083,464
Australian Christian College - Singleton Ltd	NSW	3,009,018	220,298	108,929	0	540,126	0	208,302	0	0	0	4,086,673
Australian Christian College - Tasmania Ltd	NSW	2,025,655	326,693	113,071	3,162	419,169	204,145	562,276	25,000	0	-8,166	3,671,005
Australian Christian College - Victoria Ltd	NSW	2,164,758	408,084	7,217	0	236,969	57,559	194,159	0	0	0	3,068,746
Australian Christian College - Western Australia Ltd	NSW	5,758,055	952,415	58,616	1,252	1,147,593	1,060,834	0	0	0	0	8,978,765
Australian International Academy of Education Limited	NSW	11,204,783	91,845	2,301	41,567	515,879	0	34,818	0	0	0	11,891,193
Australian Islamic College of Sydney	NSW	13,175,875	161,116	0	109,799	829,992	0	0	0	0	0	14,276,782
Australian Performing Arts Grammar School Limited	NSW	1,460,157	299,229	20,045	0	73,233	0	342,941	25,000	0	0	2,220,605
Australian Turkish Maarif Foundation Limited	NSW	4,206,228	198,079	9,565	33,322	490,759	0	49,200	25,000	0	0	5,012,153
Autism Spectrum Australia (Aspect)	NSW	14,004,022	39,783,182	257,901	8,902	1,665,156	0	1,727,868	5,546,633	0	0	62,993,665
Avalon Montessori Association	NSW	313,977	43,842	0	0	20,744	0	164,619	0	0	0	543,182
Ballina Christian Education Association Ltd	NSW	2,802,273	311,615	37,534	0	242,040	0	208,109	0	0	0	3,601,571
Belfield Group Limited	NSW	7,675,201	1,304,422	0	182,670	1,771,557	0	0	25,000	0	0	10,958,850
Belmont Christian College Limited	NSW	7,411,786	3,173,369	68,115	0	391,556	0	0	0	0	0	11,044,826
Berakah Christian Education Ltd	NSW	6,773,297	621,992	161,406	1,151	582,210	657,289	0	0	0	0	8,797,345
Berowra Christian Community School Limited	NSW	599,432	152,610	2,244	0	15,079	0	164,619	0	0	0	933,984

Legal Name	State	Base	Students with disability	Aboriginal and Torres Strait Islander	Low English proficiency	Socio educational disadvantage	Location	Size	Prescribed circumstances ⁵	Special circumstances	Adjustments ⁶	Total Funding
Bethel Christian School Limited	NSW	2,226,543	450,047	10,431	24,170	626,206	0	218,280	0	0	0	3,555,677
Biala Support Services Ltd	NSW	348,260	943,852	45,717	0	94,518	0	107,387	117,833	0	0	1,657,567
Bishop Druitt College Incorporated	NSW	11,436,198	1,167,407	177,763	25,762	545,750	1,033,644	0	0	0	0	14,386,524
Blacktown Youth College Incorporated	NSW	1,233,054	820,899	288,113	0	516,582	0	248,760	34,450	0	-33,466	3,108,392
Blue Mountains Christian Education Association Limited	NSW	1,932,149	249,587	84,548	0	249,274	0	219,494	25,000	0	0	2,760,052
Blue Mountains Grammar School Ltd	NSW	4,042,045	619,909	5,186	1,216	137,775	0	86,062	0	0	0	4,892,193
Blue Mountains Waldorf School Limited	NSW	766,609	61,169	10,339	1,079	22,842	0	164,619	0	0	0	1,026,657
Boys' Town Engadine	NSW	573,346	1,259,448	21,777	0	86,727	0	126,900	184,880	0	0	2,253,078
Brightwaters Christian College Limited	NSW	745,333	13,097	11,012	0	165,570	0	181,514	0	0	0	1,116,526
Brigdine College, St Ives	NSW	4,080,690	509,010	0	2,207	232,921	0	0	0	0	0	4,824,828
Bularri Muurlay Nyanggan Aboriginal Corporation	NSW	574,112	267,850	688,933	0	92,670	48,018	164,619	58,268	0	0	1,894,470
Burrabidine Christian Community School Incorporated	NSW	1,091,523	126,742	85,338	0	143,186	148,073	189,992	0	0	0	1,784,854
Byron Community Primary School Inc	NSW	803,673	35,073	2,197	0	32,568	0	164,619	0	0	0	1,038,130
Calrossy Anglican School	NSW	9,325,037	971,365	247,314	0	721,768	750,101	0	0	0	0	12,015,585
Cameragal Montessori School	NSW	91,805	0	0	0	2,693	0	164,619	0	0	0	259,117
Campbelltown Anglican Schools Council	NSW	15,283,351	1,481,499	107,658	6,567	1,043,270	0	139,898	64,031	0	0	18,126,274
Cape Byron Rudolf Steiner School Limited	NSW	3,912,178	52,278	15,197	0	170,260	0	171,786	0	0	0	4,321,699

Legal Name	State	Base	Students with disability	Aboriginal and Torres Strait Islander	Low English proficiency	Socio educational disadvantage	Location	Size	Prescribed circumstances ⁵	Special circumstances ⁶	Adjustments ⁶	Total Funding
Carinya Christian Education Ltd	NSW	10,518,912	1,073,026	571,020	9,379	1,320,005	782,437	201,034	0	0	0	14,475,813
Catholic Schools NSW Limited	NSW	2,121,654,533	336,049,167	35,740,407	5,686,616	255,389,415	39,721,021	44,373,661	2,076,886	0	-30,173,536	2,810,518,170
Cedars Christian College Ltd	NSW	6,491,934	935,816	33,121	9,078	519,729	0	0	0	0	0	7,989,678
Central Coast Grammar School Ltd	NSW	9,944,717	605,749	59,058	4,548	320,214	0	0	0	0	0	10,934,286
Central Coast Sports College Ltd	NSW	7,695,690	840,288	241,153	0	1,028,371	0	0	0	0	0	9,805,502
Central Coast Steiner School Limited	NSW	2,729,277	357,369	9,602	0	175,094	0	192,276	0	0	0	3,463,618
Central West Leadership Academy Limited	NSW	1,224,169	255,215	45,996	0	51,330	142,393	206,410	25,000	0	0	1,950,513
Chevalier College Limited	NSW	8,282,240	385,920	33,586	0	704,344	0	0	17,664	0	0	9,423,754
Christadelphian Heritage College Incorporated	NSW	4,295,638	250,602	62,986	0	797,596	0	17,268	0	0	0	5,424,090
Christadelphian Heritage College Sydney Ltd	NSW	2,664,216	235,213	4,902	3,463	395,765	0	214,242	0	0	0	3,517,801
Christian Community School Limited	NSW	7,242,301	441,830	19,802	62,042	842,054	0	0	0	0	0	8,608,029
Christian Education Foundation Limited	NSW	6,934,560	1,006,182	71,312	4,630	721,583	0	0	0	0	0	8,738,267
Chrysalis School for Rudolf Steiner Education Ltd	NSW	2,304,117	294,149	41,634	1,126	181,163	573,110	198,157	0	0	0	3,593,456
Clarence Valley Anglican School Council	NSW	4,045,455	454,838	135,801	0	463,561	311,649	196,540	0	0	0	5,607,844
Co.As.It. Italian Association of Assistance	NSW	657,659	15,240	10,004	1,971	9,398	0	164,619	0	0	0	858,891
Coffs Coast Education & Training Organisation	NSW	968,731	1,124,835	34,795	0	172,205	77,686	226,445	296,420	0	0	2,901,118
Coffs Harbour Bible Church Incorporated	NSW	362,567	58,770	0	0	38,138	37,116	168,158	0	0	0	664,749

Legal Name	State	Base	Students with disability	Aboriginal and Torres Strait Islander	Low English proficiency	Socio educational disadvantage	Location	Size	Prescribed circumstances ⁵	Special circumstances	Adjustments ⁶	Total Funding
Coffs Harbour Christian Community School Ltd	NSW	9,275,723	578,334	99,873	69,981	1,122,399	853,955	0	0	0	0	12,000,265
Condell Park Christian School Inc	NSW	440,061	13,152	0	0	30,786	0	181,798	0	0	-91,285	574,512
Coogee Boys Preparatory School Pty Ltd	NSW	804,835	0	0	0	14,845	0	164,619	0	0	0	984,299
Coptic Orthodox Church (NSW) Property Trust	NSW	8,326,102	1,193,289	0	8,250	198,602	0	0	0	0	0	9,726,243
Council of Newington College	NSW	7,677,574	392,926	42,515	56,046	417,761	0	0	0	0	0	8,586,822
Covenant Christian School Association Ltd	NSW	6,646,376	735,015	4,878	7,203	136,643	0	0	0	0	0	7,530,115
Cranbrook School	NSW	4,305,118	582,632	18,312	2,584	112,699	0	0	0	0	0	5,021,345
Currambena Ltd	NSW	621,419	13,152	2,216	0	15,502	0	164,619	0	0	0	816,908
Eastern Suburbs Montessori Association Limited	NSW	428,150	130,898	0	0	5,018	0	164,619	0	0	0	728,685
Elonera Limited	NSW	1,473,404	206,877	4,815	0	60,270	0	198,899	0	0	0	1,944,265
Elouera Association Incorporated	NSW	311,865	813,509	6,986	0	80,742	21,399	104,234	77,727	0	0	1,416,462
Emanuel School	NSW	2,436,498	727,010	0	0	63,514	0	0	0	0	0	3,227,022
Emmanuel Anglican College Council	NSW	8,059,824	683,516	38,500	1,303	379,394	0	0	0	0	0	9,162,537
Employment and Training Australia Limited	NSW	3,534,699	1,009,742	196,110	0	719,439	0	269,865	1,042,581	0	0	6,772,436
Esslemont College Ltd	NSW	16,341	0	0	0	600	0	54,874	0	0	0	71,815
Georges River Grammar School Ltd	NSW	7,650,727	1,042,233	21,003	14,981	504,986	0	0	0	0	0	9,233,930
German School Johannes Gutenberg	NSW	1,758,387	220,031	0	3,259	31,578	0	182,929	0	0	-67,633	2,128,551
Giant Steps Australia Ltd	NSW	1,155,462	3,235,649	5,118	1,155	38,560	0	208,342	543,582	0	0	5,187,868

Legal Name	State	Base	Students with disability	Aboriginal and Torres Strait Islander	Low English proficiency	Socio educational disadvantage	Location	Size	Prescribed circumstances ⁵	Special circumstances ⁶	Adjustments ⁶	Total Funding
Gleaeon Rudolf Steiner School Limited	NSW	2,277,288	304,355	0	3,494	58,622	0	156,588	0	0	0	2,800,347
Good Shepherd Australia New Zealand	NSW	865,111	1,115,016	30,563	1,333	97,462	0	181,595	304,570	0	0	2,595,651
Greek Orthodox Church & Community Bankstown & District St Euphemia Ltd.	NSW	6,555,809	154,868	4,822	12,928	968,970	0	0	0	0	0	7,697,397
Greek Orthodox Parish & Community of Belmore & District All Saints Limited	NSW	4,914,669	235,362	12,454	3,606	415,070	0	0	0	0	0	5,581,161
Green Point Christian College Limited	NSW	9,654,508	1,737,918	89,770	3,671	508,967	0	120,721	61,898	0	0	12,177,453
Green Valley Islamic College Ltd	NSW	11,965,135	630,217	9,303	88,143	1,917,442	0	0	0	0	0	14,610,240
Greenacre Baptist Christian Community School Limited	NSW	3,244,820	418,223	20,934	31,078	193,543	0	207,178	0	0	0	4,115,776
Hamazkaine - Arshak and Sophie Galstaun College Limited	NSW	3,284,809	141,454	0	54,419	310,120	0	206,950	0	0	0	3,997,752
Hartford College Limited	NSW	101,503	32,642	0	0	1,418	0	97,084	0	0	0	232,647
Hastings Association for Christian Education Ltd	NSW	3,367,044	473,376	184,068	0	442,414	175,381	219,039	0	0	0	4,861,322
Hawkesbury Independent School Inc	NSW	693,598	100,626	10,549	0	79,290	0	164,619	0	0	0	1,048,682
Highfields Preparatory and Kindergarten School Limited	NSW	423,314	82,881	0	0	14,498	0	164,619	0	0	0	685,312
Hills Montessori Society	NSW	124,426	0	0	0	1,315	0	164,619	0	0	0	290,360
HopePoint Christian School Limited	NSW	1,343,421	139,666	6,920	6,494	163,841	0	164,619	0	0	0	1,824,961
Howayek Blessings Ltd	NSW	5,296,937	352,966	0	39,081	593,282	0	0	0	0	0	6,282,266
Howayek Providence Ltd	NSW	13,181,481	370,302	2,344	146,461	2,244,580	0	0	0	0	0	15,945,168

Legal Name	State	Base	Students with disability	Aboriginal and Torres Strait Islander	Low English proficiency	Socio educational disadvantage	Location	Size	Prescribed circumstances ⁵	Special circumstances ⁶	Total Funding
Hunter Christian School Limited	NSW	3,380,508	799,899	65,990	2,216	331,294	0	215,249	0	0	4,795,156
Hunter Trade College Ltd	NSW	2,423,591	176,746	126,650	0	603,042	0	271,949	11,180	0	3,613,158
Hunter Valley Grammar School	NSW	8,854,406	1,553,425	119,503	0	336,216	0	0	0	0	10,863,550
Illawarra Association for Christian Parent Controlled Education	NSW	10,361,723	999,236	69,508	19,086	668,107	0	148,893	0	0	12,266,553
Inaburra School Limited	NSW	6,058,500	1,686,704	37,965	1,744	528,456	0	0	0	0	8,313,369
Inner Sydney Montessori Association	NSW	722,736	620,876	0	2,075	7,334	0	164,619	0	0	1,517,640
International Chinese School Limited	NSW	581,711	0	0	0	2,393	0	164,619	0	0	748,723
International Society for Krishna Consciousness Incorporation	NSW	1,031,837	221,698	14,866	1,192	143,669	0	215,534	25,000	0	1,653,796
Irfan College Limited	NSW	3,724,944	52,610	0	35,843	475,665	0	159,110	0	0	4,448,172
Islamic Practice and Dawah Circle Incorporated	NSW	3,626,833	61,003	4,669	6,126	219,852	0	120,284	0	0	4,038,767
John Colet Schools	NSW	1,872,649	89,770	0	0	13,373	0	39,509	0	0	2,015,301
Kamaroi Rudolf Steiner School Limited	NSW	1,388,328	61,169	0	0	48,222	0	164,619	0	0	1,662,338
Kambala	NSW	2,497,204	261,846	29,795	0	73,502	0	0	0	0	2,862,347
Kesser Torah College Limited	NSW	4,522,574	813,594	0	3,418	294,762	0	31,162	0	0	5,665,510
Kiama Community College Incorporated	NSW	792,303	514,131	91,909	0	154,812	0	166,815	258,807	0	1,978,778
Kincoppal - Rose Bay School Limited	NSW	2,552,235	1,199,956	17,931	0	109,601	0	0	0	0	3,879,723
Kindlehill Ltd	NSW	1,284,488	154,558	79,444	2,142	50,006	0	190,856	0	0	1,761,494
Kingdom Culture Christian School Ltd	NSW	1,117,429	119,876	4,776	0	53,360	0	185,055	0	0	1,480,496

Legal Name	State	Base	Students with disability	Aboriginal and Torres Strait Islander	Low English proficiency	Socio educational disadvantage	Location	Size	Prescribed circumstances ⁵	Special circumstances	Adjustments ⁶	Total Funding
Kinma Limited	NSW	515,657	89,562	4,725	0	23,742	0	164,619	0	0	0	798,305
Kinross Wolaroi School	NSW	8,515,484	915,927	106,390	0	310,973	287,704	0	0	0	0	10,136,478
Knox Grammar School	NSW	8,033,500	1,078,801	43,311	10,846	204,316	0	0	0	0	0	9,370,774
Koinonia Christian Academy Inc School	NSW	35,418	4,329	0	0	10,950	215,191	263,392	0	0	0	529,280
Korowal School Limited	NSW	2,443,281	807,259	25,041	0	149,306	0	212,791	25,000	0	0	3,662,678
Liberty Church Inc	NSW	526,095	52,401	192,253	0	154,222	40,135	164,619	4,400	0	0	1,134,125
Lindfield Montessori Society Incorporated	NSW	6,269	0	0	0	536	0	32,956	0	0	0	39,761
Lindisfarne Anglican School	NSW	17,723,946	1,211,678	141,662	5,212	773,235	0	0	0	0	0	19,855,733
Linuwel School Ltd	NSW	2,393,227	479,171	69,088	0	231,820	0	201,659	0	0	0	3,374,965
Liverpool/Campbelltown Christian School Ltd	NSW	10,782,070	1,926,640	31,846	25,514	637,996	0	0	0	0	0	13,404,066
Living Schools Global Limited	NSW	2,311,876	374,346	27,919	1,149	136,289	0	201,876	0	0	0	3,053,455
Loreto Kirribilli Limited	NSW	4,849,029	1,188,625	4,184	0	101,520	0	0	0	0	0	6,143,358
Loreto Normanhurst Limited	NSW	5,062,468	866,164	101,733	2,025	264,579	0	0	0	0	0	6,296,969
Lorien Novallis School for Rudolf Steiner Education Ltd	NSW	2,087,065	221,831	12,781	0	98,315	0	205,316	0	0	0	2,625,308
Lyceee Condorcet - the French School of Sydney Limited	NSW	3,193,473	720,805	0	109,376	166,868	0	0	0	0	0	4,190,522
Macarthur Anglican School	NSW	8,164,354	765,674	16,719	6,431	399,580	0	0	0	0	0	9,352,758
Macleay Valley Workplace Learning Centre Incorporated	NSW	1,574,112	1,995,581	909,487	0	677,620	169,313	263,393	0	0	0	5,589,507
Macquarie Grammar School Limited	NSW	66,736	0	0	671	7,717	0	46,337	25,000	0	-38,971	107,490
Macquarie University	NSW	381,141	825,826	0	0	6,110	0	170,106	187,472	0	0	1,570,655

Legal Name	State	Base	Students with disability	Aboriginal and Torres Strait Islander	Low English proficiency	Socio educational disadvantage	Location	Size	Prescribed circumstances ⁵	Special circumstances	Adjustments ⁶	Total Funding
Maitland Christian School Limited	NSW	7,058,084	2,198,469	238,939	8,122	821,724	0	180,507	173,792	0	0	10,679,638
Malek Fahd Islamic School Limited	NSW	34,235,011	814,739	0	181,446	2,497,344	0	0	25,000	0	-25,000	37,728,540
Manly Warringah Montessori Society	NSW	140,535	98,121	0	0	745	0	164,619	0	0	0	404,020
Margaret Jurd College (NSW) Limited	NSW	960,136	1,712,241	194,546	0	232,954	0	198,342	175,437	0	0	3,473,656
Marist Schools Australia Limited	NSW	48,663,199	9,246,303	1,244,482	28,083	4,680,866	1,293,111	121,941	212,721	0	0	65,490,706
Masada College	NSW	2,280,710	453,082	0	1,189	34,070	0	229,156	0	0	0	2,998,207
Mater Dei School	NSW	1,720,145	2,573,790	14,019	0	201,842	0	220,179	585,179	0	0	5,315,154
MCC Child and Family Services Ltd	NSW	708,350	547,660	0	1,729	70,069	0	151,206	208,567	0	0	1,687,581
Medowie Christian School Limited	NSW	3,933,137	625,294	75,295	2,198	527,264	0	79,570	0	0	0	5,242,758
Melkite Catholic Eparchy Corporation	NSW	2,564,715	335,699	0	19,919	357,198	0	44,447	0	0	0	3,321,978
Meriden School	NSW	10,673,097	32,610	14,922	9,680	149,063	0	0	0	0	0	10,879,372
Mid North Coast Community College Limited	NSW	1,219,937	2,501,264	344,669	0	393,962	65,671	262,954	185,717	0	0	4,974,174
Minimbah Preschool, Primary School Aboriginal Corporation Incorporated	NSW	553,235	148,434	641,114	0	242,108	61,019	164,619	77,580	0	0	1,888,109
MLC School	NSW	6,365,659	657,647	65,780	0	195,805	0	0	0	0	0	7,284,891
Moama Anglican Grammar Ltd	NSW	6,593,794	1,348,302	44,001	3,702	592,088	172,429	0	0	0	0	8,754,316
Monte Sant' Angelo Mercy College Limited	NSW	5,091,978	134,146	12,998	4,328	144,276	0	0	0	0	0	5,387,726
Moree Christian School Inc	NSW	1,125,030	87,295	42,150	1,125	195,115	305,047	198,741	0	0	0	1,954,503
Moriah War Memorial College Association	NSW	3,412,210	2,815,832	0	0	39,421	0	0	0	0	0	6,267,463

Legal Name	State	Base	Students with disability	Aboriginal and Torres Strait Islander	Low English proficiency	Socio educational disadvantage	Location	Size	Prescribed circumstances ⁵	Special circumstances	Adjustments ⁶	Total Funding
Mosman Church of England Preparatory School Limited	NSW	417,536	146,138	0	0	3,788	0	164,619	0	0	0	732,081
Mount Annan Christian College Ltd	NSW	7,659,173	1,294,911	83,978	1,012	909,370	0	0	0	0	0	9,948,444
Mount Sinai College	NSW	1,702,238	1,207,723	0	0	31,604	0	1,647	0	0	0	2,943,212
Mount St Benedict College	NSW	7,496,120	923,959	17,020	1,599	350,601	0	0	0	0	0	8,789,299
Mumbulla School for Rudolf Steiner Education Limited	NSW	1,578,286	180,793	27,090	965	105,817	277,083	164,619	0	0	0	2,334,653
Muslim Girls Grammar Limited	NSW	1,900,740	0	0	24,710	348,305	0	263,393	25,000	0	0	2,562,148
My Dream Australian Academy Ltd	NSW	295,146	12,986	0	0	49,671	0	80,481	0	0	0	438,284
Nambucca Valley Christian Community School	NSW	4,902,116	491,894	71,289	1,144	497,310	580,918	56,635	0	0	0	6,601,306
NamoiValley Christian School Inc	NSW	1,008,909	197,651	132,248	0	222,625	306,553	199,075	0	0	0	2,067,061
NEGS Limited	NSW	2,114,193	402,095	73,365	0	173,115	223,118	228,295	0	0	0	3,214,181
Nepean District Christian Education Association Ltd	NSW	5,604,762	409,201	36,330	4,554	663,132	0	0	0	0	0	6,717,979
New Hope School Ltd	NSW	386,257	709,293	0	0	15,949	0	112,516	197,839	0	0	1,421,854
Newcastle Anglican Schools Corporation	NSW	28,357,205	2,873,994	525,608	11,974	3,383,980	771,640	0	25,000	0	-146,358	35,803,043
Newcastle Grammar School Limited	NSW	4,635,013	1,443,408	87,618	2,317	216,096	0	0	0	0	0	6,384,452
Newcastle Waldorf School Ltd	NSW	2,492,697	463,198	75,285	0	126,200	0	193,686	0	0	0	3,351,066
Ngaruki Gulgul Limited	NSW	684,739	298,110	210,658	0	180,042	0	146,817	182,519	0	0	1,702,885
Northcross Limited	NSW	2,931,781	102,922	2,115	0	10,646	0	0	0	0	0	3,047,464
Northern Beaches Christian School	NSW	6,255,395	686,395	27,199	0	582,928	0	0	0	0	0	7,551,917
Northern Beaches Montessori Association	NSW	17,095	0	0	0	0	0	32,956	0	0	-6,840	43,211

Legal Name	State	Base	Students with disability	Aboriginal and Torres Strait Islander	Low English proficiency	Socio educational disadvantage	Location	Size	Prescribed circumstances ⁵	Special circumstances	Adjustments ⁶	Total Funding
Northholm Grammar School Ltd	NSW	2,870,826	356,816	0	0	197,744	0	6,497	0	0	0	3,431,883
Northside Montessori Society	NSW	702,538	262,098	0	0	8,253	0	175,594	0	0	0	1,148,483
Norwest Christian College Limited	NSW	9,402,811	1,355,469	24,807	23,513	518,777	0	164,619	0	0	0	11,489,996
Nowra Baptist Church Christian Community School Ltd	NSW	4,745,567	596,528	66,178	0	583,445	0	0	0	0	0	5,991,718
Oakhill College	NSW	13,820,995	303,650	57,127	5,960	827,704	0	0	0	0	0	15,015,436
Odyssey House NSW	NSW	1,070,022	1,813,891	113,363	7,641	267,787	0	219,084	264,136	0	0	3,755,925
OneSchool Global NSW	NSW	7,836,811	466,044	0	0	3,451,922	355,665	2,280,229	73,250	0	0	14,463,921
Orange Christian Schools Ltd	NSW	4,552,762	189,398	86,826	0	428,869	99,158	82,923	0	0	0	5,439,936
Our Lady of Mercy College Parramatta	NSW	8,047,861	367,855	14,603	152,545	584,029	0	0	0	0	0	9,166,893
Oxford Falls Grammar School Limited	NSW	4,335,310	2,173,178	3,689	0	306,180	0	0	0	0	0	6,818,357
Oxley College Limited	NSW	6,019,173	297,366	15,851	7,692	168,167	0	0	0	0	0	6,508,249
Pacific Brook Christian School Ltd	NSW	1,124,779	282,942	79,402	1,012	399,893	37,148	194,874	0	0	0	2,120,050
Pacific Coast Christian School Limited	NSW	6,908,818	2,428,059	275,889	1,221	1,125,481	0	289,135	382,566	0	0	11,411,169
Pacific Group of Christian Schools Limited	NSW	12,399,011	828,695	19,728	3,587	405,511	0	0	0	0	0	13,656,532
Pacific Jajums Christian School Ltd	NSW	229,645	460,750	275,574	0	86,822	0	164,619	32,752	0	0	1,250,162
Pacific Valley Christian School Ltd	NSW	2,525,761	663,678	72,166	0	495,509	196,598	218,191	0	0	0	4,171,903
Pat Buddhist School Limited	NSW	1,232,524	337,477	0	21,145	214,597	0	227,168	0	0	0	2,032,911
Pared Ltd	NSW	18,841,914	1,170,279	23,906	32,896	741,905	0	134,894	0	0	0	20,945,794
Parikes Christian School Limited	NSW	3,411,385	302,698	132,245	0	470,174	484,986	214,037	0	0	0	5,015,525

Legal Name	State	Base	Students with disability	Aboriginal and Torres Strait Islander	Low English proficiency	Socio educational disadvantage	Location	Size	Prescribed circumstances ⁵	Special circumstances	Adjustments ⁶	Total Funding
Penrith Christian School	NSW	6,245,639	324,720	42,305	3,173	893,155	0	0	0	0	0	7,508,992
Port Macquarie Steiner Limited	NSW	526,095	97,912	2,274	0	47,677	33,178	164,619	25,000	0	0	896,755
Pymble Ladies' College	NSW	10,215,543	140,029	50,950	21,576	179,286	0	0	0	0	0	10,607,384
Queenwood School for Girls Ltd	NSW	2,406,007	170,474	16,905	0	47,693	0	0	0	0	0	2,641,079
Rainbow Ridge School for Steiner Education Limited	NSW	998,986	93,890	16,699	0	75,797	50,563	177,086	0	0	0	1,413,021
Ravenswood School for Girls	NSW	3,299,406	1,061,539	9,974	2,310	96,339	0	0	0	0	0	4,469,568
Redeemer Baptist School Ltd	NSW	5,160,496	483,369	0	7,799	109,256	0	0	0	0	0	5,760,920
Redfern Jarjum College Ltd	NSW	260,960	165,970	313,152	0	113,641	0	164,619	29,385	0	0	1,047,727
Richard Gill National Music Academy Pty Ltd	NSW	395,725	78,716	8,789	0	79,217	15,656	169,127	0	0	0	747,230
Rissalah College Ltd	NSW	8,151,724	43,675	0	37,770	998,522	0	0	0	0	0	9,231,691
Rosebank College	NSW	11,061,146	951,182	26,980	5,865	750,192	0	0	0	0	0	12,795,365
Royal Institute for Deaf and Blind Children	NSW	845,137	1,919,298	11,845	14,480	141,259	0	385,144	146,618	0	0	3,463,780
S.C.E.G.S Darlinghurst Limited	NSW	2,294,559	425,684	37,056	1,263	36,378	0	0	0	0	0	2,794,940
Saint Ignatius' College Riverview Limited	NSW	4,789,998	1,526,182	91,736	0	168,731	0	0	0	0	0	6,576,647
Saint Mary MacKillop College Albury Limited	NSW	2,061,918	93,528	0	0	160,586	0	200,001	0	0	0	2,516,033
Saint Mary MacKillop Colleges Limited	NSW	1,469,890	84,866	10,411	13,277	77,932	6,647	201,446	0	0	0	1,864,469
Salamah College Limited	NSW	11,918,569	0	6,902	222,745	2,734,594	0	0	0	0	0	14,882,810
Santa Sabina College Ltd	NSW	7,491,678	454,430	13,148	10,121	224,732	0	0	0	0	0	8,194,109
Sapphire Coast Anglican College	NSW	4,240,580	933,772	20,846	0	594,074	727,714	157,705	0	0	0	6,674,691

04.

Legal Name	State	Base	Students with disability	Aboriginal and Torres Strait Islander	Low English proficiency	Socio educational disadvantage	Location	Size	Prescribed circumstances ⁵	Special circumstances	Adjustments ⁶	Total Funding
Sathya Sai School (NSW) Inc	NSW	2,762,284	150,249	24,494	1,166	391,408	0	208,394	0	0	0	3,537,995
SCECGS Redlands Limited	NSW	4,047,909	406,718	0	0	60,730	0	0	0	0	0	4,515,357
SEDA College NSW Limited	NSW	2,623,805	383,952	92,829	2,655	375,662	0	263,393	25,000	0	0	3,767,296
Seventh-Day Adventist Schools (Greater Sydney) Limited	NSW	26,568,273	1,767,151	98,422	46,139	2,255,182	0	341,463	0	0	0	31,076,630
Seventh-Day Adventist Schools (North New South Wales) Limited	NSW	38,864,356	3,992,688	848,445	19,517	4,098,939	594,265	1,021,314	25,000	0	-9,844	49,454,680
Shearwater The Mullumbimby Steiner School Limited	NSW	6,299,960	1,142,932	102,920	3,921	425,310	0	0	0	0	0	7,975,043
Sherwood Hills Christian School Ltd	NSW	1,519,195	82,655	5,014	2,397	173,013	0	211,948	0	0	0	1,994,222
Skillset Senior College Ltd	NSW	2,177,167	1,946,332	436,865	0	580,816	0	280,232	457,349	0	0	5,878,762
Snowy Mountains Christian School Limited	NSW	689,718	89,150	0	1,296	154,492	25,578	201,475	25,000	0	0	1,186,709
Snowy Mountains Grammar School Limited	NSW	4,128,907	789,670	21,043	1,331	212,399	772,807	106,058	25,000	0	0	6,057,215
Society of St Pius X Ltd	NSW	375,782	32,568	0	1,045	41,516	0	164,619	0	0	0	615,530
Southern Cross Baptist Church Christian School Inc.	NSW	501,577	8,768	9,143	0	16,202	0	192,121	0	0	0	727,811
Southern Highlands Christian School Ltd	NSW	4,156,195	518,314	25,866	2,103	411,099	0	73,494	0	0	0	5,187,071
Southern Highlands Company for Steiner Education Limited	NSW	1,509,760	322,761	13,878	1,175	141,774	0	203,650	0	0	0	2,192,998
Southside Montessori Society	NSW	149,060	32,777	0	0	3,864	0	164,619	25,000	0	0	375,320
St Aloysius' College Ltd	NSW	5,306,246	121,153	4,100	2,123	48,001	0	0	0	0	0	5,481,623
St Augustine's College Sydney	NSW	7,826,798	1,450,210	31,150	7,436	673,168	0	0	0	0	0	9,988,762
St Bishoy Coptic Orthodox College	NSW	3,446,521	291,570	2,400	83,521	703,972	0	215,530	0	0	0	4,743,514

Legal Name	State	Base	Students with disability	Aboriginal and Torres Strait Islander	Low English proficiency	Socio educational disadvantage	Location	Size	Prescribed circumstances ⁵	Special circumstances	Adjustments ⁶	Total Funding
St Columba Anglican School Council Incorporated	NSW	10,747,586	677,081	166,219	2,611	475,541	679,910	0	0	0	0	12,748,948
St George Christian School Ltd	NSW	6,408,978	833,189	7,287	3,601	130,795	0	0	0	0	0	7,383,850
St Lucy's School	NSW	2,507,548	6,731,454	9,850	1,128	99,168	0	196,209	1,150,318	0	0	10,695,675
St Mary and St Mina's Coptic Orthodox College	NSW	4,270,519	65,706	0	6,074	126,570	0	203,763	0	0	0	4,672,632
St Mary Star of the Sea College Limited	NSW	10,044,814	479,718	96,839	10,320	794,373	0	0	0	0	0	11,426,064
St Patrick's College	NSW	6,714,755	647,107	109,689	8,308	963,518	0	18,144	0	0	0	8,461,521
St Pauls Grammar School Penrith Ltd	NSW	6,238,444	880,235	37,624	18,619	423,886	0	0	0	0	813	7,599,622
St Pauls International College	NSW	507,651	0	2,929	8,422	34,787	0	124,379	0	0	0	678,168
St Peter's Anglican College	NSW	8,006,390	873,574	96,083	3,606	619,366	667,005	0	0	0	0	10,266,024
St Philip's Christian Education Foundation Ltd	NSW	39,650,924	10,203,026	712,455	18,732	3,826,680	0	357,228	787,899	0	0	55,556,943
St Sava College Ltd	NSW	908,571	0	0	0	98,398	0	176,893	0	0	0	1,183,862
St Scholastica's College	NSW	6,932,062	1,027,545	98,214	0	292,950	0	0	0	0	0	8,350,771
St Stanislaus' College Bathurst	NSW	6,248,240	511,062	108,319	2,586	784,447	0	56,630	0	0	0	7,711,284
St Vincent's College Limited	NSW	3,059,788	1,441,531	73,328	0	201,910	0	0	0	0	0	4,776,557
Stella Maris College	NSW	4,762,327	325,512	17,541	3,313	358,877	0	0	0	0	0	5,467,570
Summerland Christian Life Centre Ltd	NSW	6,840,150	692,651	128,907	0	729,982	0	203,788	25,000	0	-1,007	8,619,471
Sun Artistry Limited	NSW	688,214	0	7,577	0	56,080	12,630	165,972	0	0	0	930,473
Sydney Church of England Grammar School Council	NSW	4,146,657	221,716	31,078	1,245	144,092	0	0	0	0	0	4,544,788
Sydney Japanese School Limited	NSW	1,714,208	163,257	0	2,080	29,175	0	173,189	0	0	0	2,081,909

Legal Name	State	Base	Students with disability	Aboriginal and Torres Strait Islander	Low English proficiency	Socio educational disadvantage	Location	Size	Prescribed circumstances ⁵	Special circumstances	Adjustments ⁶	Total Funding
Sydney Montessori School Limited	NSW	1,067,571	435,201	0	0	48,644	0	185,341	0	0	0	1,736,757
Sydney Montessori Society	NSW	38,990	0	0	0	3,714	0	87,797	0	0	0	130,501
Sydney Science College Ltd	NSW	73,786	8,658	0	0	1,613	0	56,092	0	0	0	140,149
Tallowood Steiner School Inc	NSW	760,959	115,658	29,228	0	134,134	138,051	164,619	25,000	0	0	1,367,649
Tambelin Independent School Inc	NSW	285,698	0	13,738	0	15,298	0	164,619	0	0	0	479,353
Taree Christian Community School Ltd	NSW	7,676,299	211,078	343,161	2,303	1,115,594	170,585	0	0	0	0	9,519,020
The Abraham Kuyper Christian Education Association Limited	NSW	2,340,764	453,214	21,871	2,304	357,185	0	210,388	0	0	0	3,385,726
The Alpine School Limited	NSW	931,815	139,696	14,313	0	137,478	32,508	194,681	6,000	0	0	1,456,491
The Anglican School Googong	NSW	2,636,521	278,302	4,854	0	162,634	0	106,012	25,000	0	0	3,213,323
The Armidale School	NSW	6,171,806	180,474	102,038	2,325	215,045	681,250	0	0	0	0	7,352,938
The Armidale Waldorf School Ltd	NSW	1,352,661	283,546	47,336	0	81,597	153,596	190,227	0	0	0	2,108,963
The Association for Christian Education of Blacktown Ltd	NSW	8,331,743	768,186	32,690	23,521	826,637	0	0	0	0	0	9,982,777
The Athena School Limited	NSW	485,557	0	3,177	0	56,051	0	181,086	0	0	0	725,871
The Casuarina School Co-Operative Ltd	NSW	1,305,844	446,972	4,476	0	81,405	105,011	164,619	25,000	0	0	2,133,327
The Central Coast Montessori Primary School Limited	NSW	540,384	48,226	4,866	0	19,335	0	164,619	0	0	0	777,430
The Christian Parent-Controlled School Wellington Limited	NSW	925,523	133,916	359,926	0	284,575	140,327	180,198	0	0	0	2,024,465
The Coast Christian School Limited	NSW	1,615,864	113,778	2,149	0	95,706	0	164,619	0	0	0	1,992,116
The Contributors Society Ltd	NSW	3,548,609	192,066	7,265	13,879	239,636	0	192,424	0	0	0	4,193,879
The Council of Abbotsleigh	NSW	4,520,768	58,632	48,098	2,939	64,184	0	0	0	0	0	4,694,621

Legal Name	State	Base	Students with disability	Aboriginal and Torres Strait Islander	Low English proficiency	Socio educational disadvantage	Location	Size	Prescribed circumstances ⁵	Special circumstances	Adjustments ⁶	Total Funding
The Council of Barker College	NSW	8,430,851	570,186	1,036,742	42,087	588,177	441,084	329,238	206,092	0	0	11,644,457
The Council of St Andrew's Cathedral School	NSW	5,070,934	1,178,449	556,278	3,257	192,122	0	164,619	170,757	0	0	7,336,416
The Council of St Catherine's School Waverley	NSW	3,644,607	280,391	81,883	0	105,544	0	0	0	0	0	4,112,425
The Council of Tara Anglican School for Girls	NSW	6,259,471	275,939	7,394	1,131	86,562	0	0	0	0	0	6,630,497
The Council of the King's School	NSW	11,556,221	438,213	21,136	3,835	285,744	0	0	0	0	0	12,305,149
The Council of Trinity Grammar School	NSW	11,325,347	2,433,211	23,706	16,608	334,764	0	0	0	0	0	14,133,636
The Ebenezer Foundation Ltd	NSW	1,011,794	0	7,758	0	229,074	0	194,251	0	0	0	1,442,877
The Greek Orthodox Parish of St Spyridon Sydney	NSW	6,630,212	219,627	2,415	5,987	433,218	0	0	0	0	0	7,291,459
The Hills Grammar School	NSW	5,653,453	1,424,369	7,174	6,955	137,392	0	0	0	0	0	7,229,343
The Illawarra Grammar School	NSW	5,773,359	516,334	52,196	8,892	175,922	0	0	0	0	0	6,526,703
The International Grammar School Sydney Ltd	NSW	4,096,148	368,970	111,688	3,072	166,887	0	0	0	0	0	4,746,765
The John Wycliffe Christian Education Association Ltd	NSW	4,989,534	865,277	40,705	0	289,330	0	0	0	0	0	6,184,846
The Joseph Varga School	NSW	183,535	451,213	0	0	3,090	0	55,656	132,969	0	0	826,463
The McDonald College Limited	NSW	2,136,001	368,908	20,008	2,446	88,174	0	243,943	0	0	0	2,859,480
The Melos Foundation Limited	NSW	159,534	52,137	167,185	0	33,894	258,213	199,895	0	0	0	870,858
The Nature School Incorporated	NSW	1,354,069	148,454	12,771	0	94,282	74,549	178,831	25,000	0	0	1,887,956
The Peninsula Montessori Association Ltd	NSW	324,718	273,904	0	0	11,217	0	164,619	19,000	0	0	793,458
The Pittwater House Schools Ltd	NSW	4,056,071	213,463	4,288	2,029	218,229	0	0	0	0	0	4,494,080

Legal Name	State	Base	Students with disability	Aboriginal and Torres Strait Islander	Low English proficiency	Socio educational disadvantage	Location	Size	Prescribed circumstances ⁵	Special circumstances	Adjustments ⁶	Total Funding
The Presbyterian Church (New South Wales) Property Trust for Casino Presbyterian Church	NSW	3,182,221	441,903	173,182	0	680,702	0	212,858	0	0	0	4,690,866
The Presbyterian Church New South Wales Property Trust	NSW	22,481,512	2,504,719	268,357	12,893	1,525,369	460,343	444,336	0	0	0	27,697,530
The Riverina Anglican College Board	NSW	8,670,405	665,196	69,922	10,332	504,372	149,466	0	0	0	0	10,069,693
The Salvation Army (NSW) Property Trust	NSW	51,871	17,117	4,150	1,729	23,366	0	25,073	0	0	-19,839	103,465
The Salvation Army (Qld) Property Trust	NSW	944,659	273,544	53,437	1,190	285,607	0	209,787	92,117	0	-45,560	1,814,781
The Small School Ltd	NSW	519,864	87,138	8,587	1,109	48,218	0	189,313	0	0	0	854,229
The Sutherland Shire Christian School Association Limited	NSW	7,183,949	187,410	7,292	0	333,414	0	0	0	0	0	7,712,065
The Trustees of the Sydney Grammar School	NSW	4,937,880	115,638	10,544	1,235	10,442	0	0	0	0	0	5,075,739
The William Bramwhite Clarke College Council	NSW	12,432,941	804,578	9,439	1,456	460,819	0	0	0	0	0	13,709,233
Thomas More Schools Incorporated	NSW	234,863	17,537	5,846	932	27,489	61,473	164,619	0	0	0	512,759
Toongabbie Christian College Ltd	NSW	10,866,015	858,958	12,073	27,322	467,362	0	0	0	0	0	12,231,730
Trinity Catholic College Lismore Ltd	NSW	9,155,747	967,961	138,573	1,283	876,960	0	0	0	0	0	11,140,524
Trustees of the Lebanese Maronite Order	NSW	12,444,384	333,081	0	63,605	1,356,133	0	0	0	0	0	14,197,203
Tuggerah Lakes Community College Limited	NSW	800,173	132,226	116,897	0	258,897	0	168,278	185,980	0	0	1,662,451
Tuntable Falls Community Primary School	NSW	435,907	128,601	7,610	0	40,134	21,786	164,619	25,000	0	0	823,657
Unity Grammar College Ltd	NSW	13,314,164	43,399	0	85,654	1,306,747	0	0	0	0	-459,554	14,290,410
Valley Hope School Ltd	NSW	475,850	834,747	58,534	0	107,353	40,688	150,094	86,265	0	0	1,753,531

Legal Name	State	Base	Students with disability	Aboriginal and Torres Strait Islander	Low English proficiency	Socio educational disadvantage	Location	Size	Prescribed circumstances ⁵	Special circumstances	Adjustments ⁶	Total Funding
Wagga Wagga Christian College	NSW	5,805,918	377,154	84,518	21,368	661,413	23,848	0	25,000	0	0	6,999,219
Warakirri College Limited	NSW	5,181,451	4,748,965	297,089	43,058	1,625,013	0	263,393	607,990	0	0	12,766,960
Warrah Society	NSW	364,057	924,389	2,831	0	34,944	0	107,384	159,909	0	0	1,593,514
Waverley Action for Youth Services	NSW	708,350	219,326	6,220	0	110,924	0	151,206	284,308	0	0	1,480,334
Wenona School Ltd	NSW	3,615,005	432,170	5,478	17,268	94,464	0	0	0	0	0	4,164,385
Westbourne College Sydney Limited	NSW	154,176	0	0	0	5,443	0	128,000	0	0	0	287,619
Western Riverina Community College Incorporated	NSW	393,528	683,558	69,961	0	155,794	84,952	156,523	8,529	0	0	1,552,846
Westmead Christian Grammar School Limited	NSW	1,545,245	268,058	0	0	38,288	0	164,619	0	0	0	2,016,210
William Campbell Foundation	NSW	93,946	189,143	26,908	0	26,837	0	98,772	0	0	0	435,606
Winifred West Schools Limited	NSW	3,745,092	198,147	11,532	0	112,158	0	539,198	0	0	0	4,606,127
Woodbury Autism Education and Research Limited	NSW	305,393	944,429	2,470	0	9,725	0	168,025	142,246	0	0	1,572,288
Workers Educational Association - Hunter	NSW	5,653,685	2,378,352	382,462	0	1,330,098	0	263,393	1,530,351	0	0	11,538,341
Workers' Educational Association Illawarra	NSW	957,585	1,556,272	124,348	0	254,742	0	197,545	250,665	0	0	3,341,157
Wycliffe Hope School Limited	NSW	426,687	929,290	0	0	47,043	0	135,681	144,393	0	0	1,683,094
Wyong Christian Community School Limited	NSW	7,942,807	1,111,376	81,617	0	775,031	0	0	25,000	0	0	9,935,831
Yanginook Ltd	NSW	627,364	197,638	16,388	0	59,935	0	208,338	25,000	0	0	1,134,663
Young Muslim Association Incorporated	NSW	1,159,194	0	4,736	14,954	327,217	110,265	182,198	0	0	-92,597	1,705,967
Youth Off The Streets Limited	NSW	2,571,049	5,027,319	292,219	2,703	695,425	0	575,561	387,055	0	0	9,551,332

Legal Name	State	Base	Students with disability	Aboriginal and Torres Strait Islander	Low English proficiency	Socio educational disadvantage	Location	Size	Prescribed circumstances ⁵	Special circumstances	Adjustments ⁶	Total Funding
Zahra Education Inc	NSW	1,944,674	128,601	0	7,368	111,237	0	153,096	0	0	0	2,344,976
Catholic Church of the Diocese of Darwin Property Trust Inc	NT	45,481,870	16,914,484	14,847,688	385,207	9,780,149	15,848,238	2,710,726	120,000	0	-342,847	105,745,514
Haileybury Rendall School	NT	8,202,008	1,681,699	711,200	18,545	469,754	1,845,302	0	0	0	0	12,928,508
Milkwood Steiner School Association Incorporated	NT	1,066,360	459,647	34,303	0	49,367	192,250	172,919	25,000	0	0	1,999,846
Nawarddeen Academy Ltd	NT	740,396	115,346	888,475	33,115	366,794	1,023,333	616,935	109,905	0	0	3,894,300
NT Christian Schools	NT	11,862,535	3,333,673	1,704,224	59,596	2,137,247	4,200,672	1,384,238	97,657	0	-257,602	24,522,239
Nyangatjajara Aboriginal Corporation	NT	1,115,347	376,707	1,338,415	75,844	528,066	956,591	177,343	30,643	0	0	4,598,955
SEDA College NT Limited	NT	1,728,788	528,683	395,526	512	303,210	334,057	318,750	0	0	0	3,609,525
St Philip's College Alice Springs	NT	4,026,354	1,083,776	485,691	12,682	545,867	2,106,842	241,005	0	0	0	8,502,217
The Alice Springs Steiner Association	NT	1,513,239	219,726	118,347	2,366	106,439	599,542	180,183	0	0	0	2,739,842
The Essington School Darwin Limited	NT	4,707,100	931,909	33,415	6,566	215,358	1,435,227	0	0	0	0	7,329,575
Tiwi Education Board Incorporated	NT	826,409	186,663	991,690	10,331	379,007	851,571	263,393	145,021	0	0	3,654,085
Yipirinya School Council Inc	NT	3,281,493	1,449,443	3,937,791	327,848	1,636,827	1,032,858	161,368	0	0	-164,810	11,662,817
Yirralca Education Ltd	NT	539,387	0	647,264	52,197	269,694	603,685	221,688	0	0	-113,335	2,220,580
A B Paterson College Limited	QLD	13,315,144	148,196	24,328	5,854	510,541	0	0	0	0	0	14,004,063
A S S G School Incorporated	QLD	4,566,024	458,302	322,530	4,925	1,177,082	1,215,083	227,321	0	0	0	7,971,267
Aboriginal & Islander Independent Community School Incorporated	QLD	3,124,354	966,523	3,206,029	0	1,363,037	0	209,583	506,271	0	0	9,375,797
Akadeimea Limited	QLD	509,320	0	36,023	0	123,269	0	164,793	0	0	-262,628	570,777
All Saints Anglican School Limited	QLD	13,563,175	1,131,002	79,445	6,244	444,352	0	0	0	0	0	15,224,218

Legal Name	State	Base	Students with disability	Aboriginal and Torres Strait Islander	Low English proficiency	Socio educational disadvantage	Location	Size	Prescribed circumstances ⁵	Special circumstances	Adjustments ⁶	Total Funding
Alta-1 College (QLD) Ltd	QLD	996,937	325,448	94,482	0	279,786	0	204,861	270,612	0	0	2,172,127
Ananda Marga Education Limited	QLD	1,052,190	248,225	12,769	0	42,129	0	164,619	0	0	0	1,519,932
ASD Learning Ltd	QLD	1,031,384	1,363,652	8,339	0	70,804	0	216,844	454,641	0	0	3,145,664
Australian Christian College - Queensland Ltd	QLD	14,741,045	1,216,258	246,745	5,096	2,766,382	0	0	0	0	0	18,975,526
Australian Industry Trade College Ltd	QLD	12,829,686	1,431,075	138,907	0	1,695,484	0	1,533,808	0	0	-884,629	16,744,331
Australian International Islamic College Board Ltd	QLD	13,009,653	1,350,137	2,260	550,228	3,319,620	73,446	164,619	0	0	0	18,469,963
Australian Technology and Agricultural College Ltd	QLD	92,347	0	0	0	24,135	0	42,969	14,296	0	-29,720	144,027
Australian Trade College North Brisbane Ltd	QLD	3,214,941	188,631	56,829	0	586,068	0	263,393	0	0	0	4,309,862
Autism Queensland Limited	QLD	1,249,421	3,625,327	37,394	0	76,870	0	190,325	567,841	0	0	5,747,178
Blackall Range Independent School Association Inc	QLD	1,057,557	143,609	20,324	0	149,664	0	228,478	24,850	0	0	1,624,482
Blackheath and Thornburgh College	QLD	3,355,332	856,174	387,690	0	878,587	871,541	233,402	0	0	0	6,582,726
Board of Trustees of the Brisbane Grammar School	QLD	7,442,908	353,413	45,244	4,094	109,326	0	0	0	0	0	7,954,985
Board of Trustees of the Ipswich Girls Grammar School	QLD	8,310,996	400,373	111,096	2,583	314,595	0	0	0	0	0	9,139,643
Board of Trustees of the Ipswich Grammar School	QLD	9,685,301	212,723	194,938	4,938	629,072	0	0	0	0	0	10,726,972
Board of Trustees of the Rockhampton Girls' Grammar School	QLD	3,848,243	228,866	232,189	2,472	633,919	138,993	236,517	0	0	0	5,321,199
Board of Trustees of the Rockhampton Grammar School	QLD	12,539,134	1,119,727	232,129	13,499	1,280,025	537,174	0	0	0	0	15,721,688

Legal Name	State	Base	Students with disability	Aboriginal and Torres Strait Islander	Low English proficiency	Socio educational disadvantage	Location	Size	Prescribed circumstances ⁵	Special circumstances ⁶	Total Funding
Board of Trustees of the Toowoomba Grammar School	QLD	9,537,779	302,726	123,627	4,013	554,325	0	0	0	0	10,522,470
Border Rivers Christian College Ltd	QLD	1,110,796	168,916	27,899	0	216,760	233,409	224,592	0	0	1,982,371
Brisbane Christian College	QLD	10,185,779	583,147	51,005	18,359	403,104	0	0	0	0	11,241,394
Brisbane Girls Grammar School	QLD	5,770,722	24,764	11,366	18,755	119,092	0	0	0	0	5,944,699
Brisbane Independent School Incorporated	QLD	514,916	352,818	0	1,078	10,073	0	164,619	0	0	1,043,504
Bundaberg Christian College Limited	QLD	8,114,023	517,694	72,237	4,598	1,022,266	0	0	0	0	9,730,818
Burdekin Christian College Inc	QLD	2,882,002	130,818	274,494	1,153	663,561	617,264	205,983	0	0	4,775,275
Burnett Youth Learning Centre Ltd	QLD	996,938	961,651	78,188	1,296	312,782	3,437	205,934	123,234	0	-119,062
Cairns Christian College Limited	QLD	5,406,456	86,973	90,435	8,406	509,646	830,169	0	0	0	6,932,085
Cairns Rudolf Steiner School Ltd	QLD	1,671,574	309,346	18,319	0	115,238	323,739	180,215	25,000	0	2,643,431
Caloundra Christian College Limited	QLD	4,044,115	409,168	51,489	1,168	385,309	0	125,803	0	0	5,017,052
Caloundra City School Limited	QLD	1,845,478	188,667	16,411	1,251	132,760	0	219,585	0	0	2,404,152
Calvary Special School Limited	QLD	75,078	138,544	6,007	0	0	20,535	78,935	0	0	319,099
Calvary Temple Christian Colleges Ltd	QLD	10,407,535	750,946	248,186	26,034	1,696,145	1,660,880	0	0	0	14,789,726
Cannon Hill Anglican College Pty Ltd	QLD	7,653,627	1,796,024	12,412	1,936	170,890	0	0	0	0	9,634,889
Canterbury College Limited	QLD	13,816,767	1,072,633	81,341	13,089	1,143,212	0	0	0	0	16,127,042
Carmichael College Ltd	QLD	6,797,052	935,655	50,853	0	823,158	0	0	0	0	8,606,718
Central Queensland Christian College Limited	QLD	2,213,861	106,532	279,318	0	574,107	83,550	220,746	0	0	3,478,114
Challenge Trade and Business College Limited	QLD	59,029	0	5,248	0	6,191	0	31,704	0	0	102,172

Legal Name	State	Base	Students with disability	Aboriginal and Torres Strait Islander	Low English proficiency	Socio educational disadvantage	Location	Size	Prescribed circumstances ⁵	Special circumstances	Adjustments ⁶	Total Funding
CHBE Ltd	QLD	5,360,899	1,054,618	167,174	2,765	1,433,136	0	0	0	0	0	8,018,592
Christian Community Ministries Ltd	QLD	60,959,058	6,488,337	1,470,083	377,873	11,095,449	2,690,732	1,064,557	667,831	204,276	-642,831	84,375,366
Christian Outreach Centre	QLD	39,759,063	2,083,607	190,447	31,247	2,698,251	0	0	0	0	0	44,762,615
Clearview Christian College Ltd	QLD	276,791	47,748	3,034	0	54,596	28,393	117,405	0	0	0	527,967
Community Learning Ltd	QLD	1,141,231	2,167,027	303,484	0	258,134	0	231,689	305,693	0	0	4,407,258
Community Youth Education Options Ltd	QLD	1,600,347	1,754,085	41,869	0	331,194	0	263,393	433,797	0	0	4,424,686
Compass Independent School Ltd	QLD	132,839	0	0	0	0	0	164,619	0	0	0	297,458
Cooloolo Christian College Limited	QLD	4,945,926	355,433	53,412	0	796,934	0	24,752	0	0	0	6,176,457
Coolum Beach Christian College Ltd	QLD	4,617,978	314,051	28,408	0	294,410	0	11,232	0	0	0	5,266,079
Darlingia Ltd	QLD	93,946	0	0	1,044	25,324	48,868	159,766	20,000	0	0	348,948
Discovery Christian College Inc	QLD	3,199,851	337,840	48,429	0	474,602	578,838	219,641	0	0	0	4,859,201
Djarraugun College Limited	QLD	3,725,850	1,594,861	4,415,052	32,042	1,656,616	569,901	250,201	625,128	0	-839,051	12,030,601
Education For Generations Limited	QLD	411,230	55,668	15,037	0	22,953	0	135,500	22,000	0	0	662,388
Emmanuel College	QLD	14,384,119	2,070,932	35,616	4,766	441,514	0	204,129	288,027	0	0	17,429,104
Equipping for Life Ltd	QLD	16,003,472	14,724,899	814,119	8,162	3,186,726	0	0	4,194,075	0	-145,237	38,786,216
External Senior School Limited	QLD	504,114	83,741	0	0	17,258	0	213,005	0	0	0	818,118
Faith Baptist Church Inc	QLD	1,021,244	217,890	25,842	0	252,425	73,764	205,116	0	0	0	1,796,281
FSAC Ltd	QLD	18,987,231	837,569	83,418	52,337	969,426	0	0	0	0	0	20,929,981
GEMS Christian Education Limited	QLD	1,138,667	390,601	52,257	0	299,292	426,986	348,441	38,258	0	-215,517	2,478,985
Genesis Christian College Ltd	QLD	12,708,485	1,070,376	74,735	2,414	794,281	0	0	0	0	0	14,650,291
Glasshouse Christian College Limited	QLD	11,452,263	640,081	107,625	2,416	1,690,295	0	0	0	0	0	13,892,680

Legal Name	State	Base	Students with disability	Aboriginal and Torres Strait Islander	Low English proficiency	Socio educational disadvantage	Location	Size	Prescribed circumstances ⁵	Special circumstances	Adjustments ⁶	Total Funding
Good Shepherd Christian School Ltd	QLD	1,376,523	191,865	2,332	0	110,830	0	194,397	25,000	0	0	1,900,947
Goora Gan Steiner School Inc.	QLD	573,068	143,632	2,260	0	72,928	127,327	164,619	0	0	0	1,083,834
Gulf Christian College Ltd	QLD	805,427	317,842	628,109	6,902	283,602	742,542	198,007	382,980	0	0	3,365,411
Heights College Ltd	QLD	9,087,361	985,267	146,305	13,225	1,726,882	314,884	0	0	0	0	12,273,924
Hillbrook Anglican School Limited	QLD	5,373,664	876,962	20,750	0	97,539	0	0	0	0	0	6,368,915
Hillcrest Christian College Limited	QLD	15,874,101	899,938	87,906	7,016	749,059	0	0	0	0	0	17,618,020
Hills International College Ltd	QLD	6,304,417	498,113	39,329	2,250	869,293	0	0	0	0	0	7,713,402
Hinchinbrook Christian School Inc	QLD	21,200	0	0	0	731	35,606	113,682	0	0	0	171,219
Horizons College of Learning and Enrichment Limited	QLD	2,424,132	975,031	202,193	0	734,809	0	263,393	334,010	0	0	4,933,568
Humanitas High School Ltd	QLD	531,307	275,216	0	0	34,775	0	130,614	0	0	0	971,912
International Education Services Ltd	QLD	330,416	4,329	2,876	0	10,879	0	146,329	0	0	0	494,829
Islamic College of Brisbane Limited	QLD	16,450,381	595,790	11,641	168,890	1,239,202	0	0	0	0	0	18,465,904
John Paul College Limited	QLD	14,428,477	527,715	114,122	19,042	485,645	0	0	0	0	0	15,575,001
Jubilee Christian College Limited	QLD	4,685,007	1,098,702	195,288	10,254	983,558	1,519,198	0	0	0	0	8,492,007
Kimberley College Ltd	QLD	7,436,270	557,888	35,283	3,793	930,478	0	0	0	0	0	8,963,712
King's Christian Education Limited	QLD	42,908,849	1,877,505	213,732	31,071	2,984,927	0	0	0	0	0	48,016,084
Kluthuthu Christian College Ltd	QLD	229,645	402,295	275,574	0	0	292,702	164,619	0	0	0	1,364,835
Kooralbyn Campus Incorporated	QLD	4,878,348	433,192	207,509	2,494	933,219	43,524	119,050	0	0	0	6,617,336
Kutta Mulla Gorinna Inc	QLD	721,472	292,917	486,546	0	296,277	78,441	186,107	15,271	0	-1	2,077,030
Language Disorder Australia Ltd	QLD	1,723,554	3,997,680	13,304	2,516	90,569	0	200,596	704,370	0	0	6,732,589
Leading Educational Enterprises Ltd	QLD	8,232,064	2,206,738	49,652	1,205	656,418	0	0	0	0	0	11,146,077

Legal Name	State	Base	Students with disability	Aboriginal and Torres Strait Islander	Low English proficiency	Socio educational disadvantage	Location	Size	Prescribed circumstances ⁵	Special circumstances ⁶	Adjustments ⁶	Total Funding
Lighthouse Christian School Limited	QLD	4,907,668	715,022	143,436	1,200	954,293	153,202	46,606	0	0	0	6,921,427
Lutheran Church of Australia Queensland District	QLD	177,476,282	19,240,191	1,651,841	87,395	14,346,592	1,819,511	245,108	0	0	0	214,866,920
Mackay Christian Colleges Ltd	QLD	7,913,495	975,783	232,000	3,532	1,508,218	847,929	0	0	0	0	11,480,957
Maleny Independent School Ltd	QLD	613,904	527,458	24,822	0	119,165	0	146,329	0	0	0	1,431,678
Maridandi Early Childhood Community	QLD	636,692	80,744	7,829	0	39,864	0	272,519	34,407	0	0	1,072,055
Maryborough Christian Education Foundation Ltd	QLD	12,672,350	2,249,984	346,337	1,253	2,664,902	0	0	25,000	0	0	17,959,826
Mastery Schools Australia Limited	QLD	5,879,822	5,758,948	68,156	1,410	746,618	0	59,009	1,407,058	0	0	13,921,019
Matthew Flinders Anglican College Limited	QLD	10,303,842	526,588	54,917	4,759	282,439	0	0	0	0	0	11,172,545
Mawarra Independent School Inc	QLD	477,964	95,788	2,560	0	71,409	2,578	190,583	25,000	0	0	865,882
Men of Business Australia Limited	QLD	2,518,579	2,586,922	59,466	4,080	465,189	0	263,393	506,933	0	0	6,404,563
Ming-De International School Toowoomba Inc	QLD	206,680	43,633	0	1,000	10,036	0	164,619	25,000	0	0	450,968
Montessori International College Limited	QLD	2,759,349	193,518	4,623	2,114	103,230	0	178,949	0	0	0	3,241,783
Moreton Bay Birali Steiner School Association Inc.	QLD	1,382,269	325,791	33,709	0	223,555	0	203,920	0	0	0	2,169,244
Moreton Bay Boys College Ltd	QLD	3,386,428	737,421	13,875	2,543	136,604	0	17,909	0	0	0	4,294,780
Moreton Bay College	QLD	7,239,939	448,424	22,979	5,526	308,609	0	0	0	0	0	8,025,477
Moreton Bay Montessori Association Inc.	QLD	1,749,300	227,557	14,526	0	107,534	0	164,619	0	0	0	2,263,536
Mueller College Limited	QLD	17,746,790	1,100,406	135,788	20,174	1,472,785	0	0	0	0	0	20,475,943
Music Industry Community Services Limited	QLD	969,667	0	20,792	0	93,085	0	247,541	0	0	0	1,331,085

Legal Name	State	Base	Students with disability	Aboriginal and Torres Strait Islander	Low English proficiency	Socio educational disadvantage	Location	Size	Prescribed circumstances ⁵	Special circumstances ⁶	Adjustments ⁶	Total Funding
Nambour Christian College Ltd	QLD	11,742,886	648,238	78,120	2,451	962,881	0	0	0	0	0	13,434,576
Noosa Pengari Steiner School Assn Inc.	QLD	3,354,255	281,954	2,338	5	216,577	0	180,935	0	0	0	4,036,064
Northside Christian College Ltd	QLD	10,167,374	696,533	0	4,776	231,599	0	0	0	0	0	11,100,282
Ohana Education Ltd	QLD	5,087,585	1,629,229	84,283	0	893,096	0	268,124	1,205,473	0	0	9,167,790
OneSchool Global QLD Ltd.	QLD	2,594,990	228,205	0	0	825,340	0	225,468	0	0	0	3,874,003
Opus Angelorum Ltd	QLD	394,808	0	2,515	0	34,014	0	198,638	0	0	0	629,975
Ormiston College Limited	QLD	10,417,541	372,446	27,513	9,295	350,586	0	0	0	0	0	11,177,381
Parents' National Education Union (Australia) Inc.	QLD	2,239,883	180,897	53,994	0	438,665	0	213,097	25,000	0	0	3,151,536
Parklands Christian College Limited	QLD	8,284,078	890,046	30,100	13,918	1,352,503	0	0	25,000	0	0	10,595,645
Peregrin Beach Community College Ltd	QLD	4,385,809	504,752	12,499	0	345,628	0	109,130	25,000	0	0	5,382,818
Pine Community School Ltd	QLD	977,034	140,292	19,532	0	74,982	0	164,619	0	0	0	1,376,459
Queensland Baptists Education Company Ltd	QLD	4,411,750	660,531	74,203	0	729,979	10,594	41,668	0	0	0	5,928,725
Queensland Education & Cultural Foundation Limited	QLD	4,097,313	339,882	17,235	23,855	488,373	0	44,977	0	0	0	5,011,635
Radiant Life Education Ltd	QLD	1,148,329	74,254	1,254,549	8,830	502,397	250,022	203,141	90,925	0	0	3,532,447
Redlands Combined Independent College Inc.	QLD	11,119,810	1,150,658	77,528	1,246	764,109	0	0	0	0	0	13,113,351
Rivermount Education Limited	QLD	8,747,513	884,594	218,515	1,138	1,079,344	0	0	0	0	0	10,931,104
Rudolf Steiner Education Group Brisbane Inc.	QLD	4,285,088	395,726	22,030	0	191,261	0	0	0	0	0	4,894,105
Saint Stephen's College Limited	QLD	9,994,809	683,167	40,236	8,927	467,990	0	0	0	0	0	11,195,129
Searchlight Education Springfield	QLD	3,421,257	69,648	3,337,504	0	1,305,694	0	216,227	81,479	0	0	9,164,509

Legal Name	State	Base	Students with disability	Aboriginal and Torres Strait Islander	Low English proficiency	Socio educational disadvantage	Location	Size	Prescribed circumstances ⁵	Special circumstances ⁶	Adjustments ⁶	Total Funding
SEBSS Ltd	QLD	245,198	74,113	9,395	0	15,427	0	164,619	0	0	0	508,752
Seventh-Day Adventist Schools (Northern Australia) Limited	QLD	4,166,322	280,663	620,370	0	743,649	549,199	607,365	0	0	-79,008	6,888,560
Seventh-Day Adventist Schools (South Queensland) Limited	QLD	26,133,329	2,647,322	168,493	22,168	2,453,003	0	941,035	0	0	0	32,365,350
Sheldon College	QLD	10,636,562	752,721	29,303	2,473	444,322	0	0	0	0	0	11,865,381
Silver Lining Foundation Australia Limited	QLD	1,442,936	1,760,119	1,731,523	27,927	570,370	328,052	466,108	284,680	0	-526,820	6,084,897
Sinai College	QLD	186,095	21,921	6,263	994	3,582	0	164,619	0	0	0	383,474
Somerset College Limited	QLD	12,069,475	416,356	23,028	1,361	217,148	0	0	0	0	0	12,727,368
St Aidan's School Council Limited	QLD	3,740,696	525,049	12,633	9,338	101,327	0	0	0	0	0	4,389,043
St Margaret's School Council Limited	QLD	5,472,213	1,048,126	180,209	7,935	336,412	0	0	0	0	0	7,044,895
St Michael's College	QLD	3,349,361	271,083	32,144	0	390,402	0	0	0	0	0	4,042,990
St Philomena School Limited	QLD	2,375,604	34,907	0	0	183,522	0	204,733	0	0	0	2,798,766
Tamborine Mountain College Limited	QLD	5,072,724	185,074	25,712	1,189	546,974	0	0	0	0	0	5,831,673
TEC-NQ Limited	QLD	3,996,943	8,658	225,683	2,777	1,024,960	642,026	263,393	0	0	0	6,164,440
The Anglican School Commission (QLD)	QLD	103,402,723	6,295,541	762,242	45,315	6,167,439	23,921	0	0	0	0	116,697,181
The Association for Parent Controlled Christian Schools At Brisbane	QLD	11,956,227	598,630	64,966	34,180	962,182	0	0	0	0	0	13,616,185
The Baptist Union of Queensland - Community Services Group	QLD	8,924,001	4,220,649	2,965,752	29,926	3,108,781	504,666	992,153	1,269,727	0	0	22,015,656
The BUSY School Ltd	QLD	11,477,903	3,109,659	512,171	0	2,132,999	1,530,387	0	1,772,788	0	0	20,535,907

Legal Name	State	Base	Students with disability	Aboriginal and Torres Strait Islander	Low English proficiency	Socio educational disadvantage	Location	Size	Prescribed circumstances ⁵	Special circumstances	Adjustments ⁶	Total Funding
The Cathedral School of St. Anne and St. James Limited	QLD	8,762,968	472,210	244,986	6,640	574,946	1,967,138	0	0	0	0	12,028,888
The Corporation of the Roman Catholic Bishops of Queensland	QLD	1,465,731,357	2,139,920,043	37,977,469	1,437,283	182,569,540	85,916,658	23,731,841	694,129	0	-6,866,104	2,005,184,217
The Montessori School Limited	QLD	1,860,430	288,347	0	0	42,392	0	176,164	0	0	0	2,367,333
The Presbyterian and Methodist Schools Association	QLD	22,999,669	2,871,627	222,870	14,436	998,112	0	153,929	0	0	0	27,260,643
The Presbyterian Church of Queensland	QLD	6,897,562	435,208	89,842	0	335,404	0	0	0	0	0	7,758,016
The Rainforest School	QLD	244,259	4,384	9,876	0	37,878	111,911	164,619	25,000	0	0	597,927
The School of Total Education	QLD	868,966	137,286	23,154	0	152,331	12,580	208,651	0	0	0	1,402,968
The Spot Academy Ltd	QLD	2,006,992	910,231	53,534	2,127	473,293	0	263,393	355,467	0	0	4,065,038
The Uniting Church In Australia Property Trust (Q)	QLD	23,577,066	1,806,714	245,663	12,005	1,787,023	66,865	102,544	10,340	0	0	27,608,220
The Village School Gold Coast Ltd	QLD	666,219	21,921	2,230	1,029	35,346	0	164,619	24,892	0	0	916,256
Toogoolawa Schools Limited	QLD	1,506,854	1,638,934	60,517	0	347,566	0	238,903	369,127	0	0	4,161,901
Toowoomba Christian College Limited	QLD	8,158,327	417,959	59,061	0	784,863	0	0	0	0	0	9,420,210
Toowoomba Christian Parent Controlled Day School Assoc.	QLD	1,136,742	45,720	12,595	4,105	152,279	0	164,619	0	0	0	1,516,060
Townsville Christian College Limited	QLD	4,299,923	75,998	1,977,442	20,783	1,455,289	639,958	21,992	0	0	0	8,491,385
Townsville Christian Education Association Limited	QLD	6,113,874	451,898	41,902	31,994	496,846	989,770	0	0	0	0	8,126,284
Townsville Grammar School	QLD	8,582,422	595,416	145,661	5,275	461,389	2,269,095	0	0	0	0	12,059,258
Townsville Independent School Association Inc.	QLD	674,493	80,537	4,936	0	57,446	126,194	178,531	0	0	0	1,122,137
Transformed Futures Ltd	QLD	419,763	839,526	23,366	0	97,323	0	97,553	68,494	0	0	1,546,025

Legal Name	State	Base	Students with disability	Aboriginal and Torres Strait Islander	Low English proficiency	Socio educational disadvantage	Location	Size	Prescribed circumstances ⁵	Special circumstances ⁶	Adjustments ⁶	Total Funding
Trinity Anglican School Limited	QLD	8,920,046	379,647	131,833	3,687	513,324	1,755,350	0	0	0	0	11,703,887
Trinity College Gladstone Ltd	QLD	5,407,409	584,830	126,831	5,868	816,646	309,368	0	0	0	0	7,250,952
Wadja Wadja Aboriginal Corporation for Education	QLD	668,998	277,962	774,196	8,075	319,491	369,226	263,393	89,991	0	-31,111	2,740,222
Whitsunday Anglican School Limited	QLD	7,207,033	564,615	74,210	4,552	614,627	1,229,295	0	0	0	0	9,694,332
Yarranlea Limited	QLD	471,346	4,384	0	0	4,276	0	164,619	0	0	0	644,625
Y-CARE (South-East Queensland) Inc.	QLD	12,269,032	9,979,259	1,156,147	2,495	3,838,132	0	1,220,182	1,506,152	0	-1,974,326	27,997,073
Annesley College	SA	1,845,509	211,482	0	0	26,315	0	46,094	0	133,505	0	2,262,905
Bethany Christian School Inc	SA	5,073,062	653,235	27,836	41,261	1,090,316	0	0	0	0	0	6,885,710
Cedar College Inc	SA	8,711,699	654,213	17,397	13,181	611,953	0	0	0	0	0	10,008,443
Copper Triangle Christian School Association Inc	SA	3,061,450	348,768	70,505	0	556,850	489,434	208,970	0	0	0	4,735,977
Dara Village Incorporated	SA	680,585	454,874	7,775	0	9,780	0	176,681	0	11,455	0	1,341,150
Domino Servite College Incorporated	SA	548,598	28,369	5,493	1,110	129,960	0	205,401	0	0	0	918,931
Emmaus Christian College Inc	SA	9,796,310	709,188	0	2,345	355,582	0	0	0	0	0	10,863,425
Garden College	SA	3,005,463	56,778	0	63,649	402,877	0	197,660	0	0	0	3,726,427
Heritage College Inc	SA	4,314,234	508,826	4,767	0	550,767	0	96,157	0	0	0	5,474,751
Hope Christian College Inc	SA	9,485,032	475,605	34,596	141,749	2,264,234	0	0	0	255,149	0	12,656,365
IQRA Islamic College of South Australia Limited	SA	4,102,386	194,161	0	68,646	337,926	0	55,603	25,000	0	0	4,783,722
King's Baptist Grammar School Incorporated	SA	10,992,055	795,266	24,383	7,089	709,449	0	0	0	0	0	12,528,242

Legal Name	State	Base	Students with disability	Aboriginal and Torres Strait Islander	Low English proficiency	Socio educational disadvantage	Location	Size	Prescribed circumstances ⁵	Special circumstances	Adjustments ⁶	Total Funding
Lutheran Education South Australia Northern Territory and Western Australia Incorporated	SA	139,736,818	18,282,476	4,488,651	251,665	16,225,091	9,137,177	2,537,715	470,524	1,033,994	-153,221	192,010,889
Mid North Christian College Association Incorporated	SA	2,392,983	266,137	32,012	3,670	470,429	309,374	211,613	0	0	0	3,686,218
Mount Barker Waldorf School, A School For Rudolf Steiner Education Incorporated	SA	3,258,786	428,420	12,493	0	169,430	0	206,274	0	74,556	0	4,149,959
Muirden College Pty Ltd	SA	1,158,530	73,590	6,356	1,312	61,268	0	263,393	0	0	0	1,564,449
Multi Cultural Youth Education Support Services Limited	SA	9,078,405	601,541	0	138,798	824,034	0	0	0	0	0	10,642,778
Ngutu College Ltd	SA	2,043,787	2,341,841	631,881	12,785	411,417	0	186,196	0	243,137	0	5,871,044
OneSchool Global SA Incorporated	SA	630,512	45,685	0	0	250,075	0	227,834	0	0	0	1,154,106
Pedare Christian College Inc	SA	9,806,985	228,176	27,964	5,981	732,492	0	0	0	210,895	0	11,012,493
Pembroke School Incorporated	SA	7,482,882	1,118,296	41,207	13,063	197,533	0	0	0	0	0	8,852,981
Pilgrim School Inc	SA	1,414,328	187,682	2,156	0	47,198	0	164,619	0	36,779	0	1,852,762
Playford College Ltd	SA	5,991,445	374,208	0	382,387	2,100,971	0	0	0	0	0	8,849,011
Portside Christian College Inc	SA	6,246,751	477,613	20,443	5,954	543,491	0	0	0	51,319	0	7,345,571
Prince Alfred College	SA	6,589,995	888,354	67,950	0	292,779	0	0	0	82,888	0	7,921,966
Pulteney Grammar School Inc	SA	5,298,651	700,833	0	6,536	100,663	0	0	0	145,617	0	6,252,300
Riverland Christian School Inc	SA	1,093,027	424,458	18,271	0	159,949	319,134	214,486	25,000	0	0	2,254,325
Scotch College Incorporated	SA	5,371,772	1,329,510	41,398	3,296	247,768	0	0	0	81,763	0	7,075,507
SEDA College SA Limited	SA	2,679,925	366,637	32,014	0	414,826	0	263,393	0	0	0	3,756,795
Seventh-Day Adventist Schools (South Australia) Limited	SA	14,710,731	2,096,626	72,824	35,529	1,692,920	0	263,393	0	99,075	0	18,971,098
Seymour College Inc	SA	3,640,549	443,298	37,548	0	135,207	0	0	0	0	0	4,256,602

Legal Name	State	Base	Students with disability	Aboriginal and Torres Strait Islander	Low English proficiency	Socio educational disadvantage	Location	Size	Prescribed circumstances ⁵	Special circumstances ⁶	Adjustments ⁶	Total Funding
South Australian Anglican Schools System Incorporated	SA	47,309,031	4,356,492	261,203	91,124	6,658,428	0	0	0	1,382,465	0	60,058,743
South Australian Commission for Catholic Schools Inc	SA	489,191,813	90,564,178	3,677,440	1,776,486	65,957,753	12,989,457	8,492,016	234,010	18,205,932	-4,380,624	686,708,462
Southern Montessori Education Centre Incorporated	SA	2,058,503	157,166	7,059	1,136	122,393	0	184,749	0	112,062	0	2,643,068
Southern Vales Christian College Inc	SA	5,834,832	597,184	22,936	0	623,438	0	0	0	66,239	0	7,144,629
Specialised Assistance School for Youth (SASY) Ltd	SA	2,902,905	2,436,095	45,850	0	398,537	0	294,386	1,021,113	0	0	7,098,887
St Andrews School Inc	SA	2,612,502	234,029	2,117	0	11,319	0	0	0	302,403	0	3,162,370
St Dominic's Priority College Ltd	SA	6,663,439	193,869	7,527	29,010	452,846	0	0	25,000	86,205	0	7,457,896
St George College Inc	SA	3,415,676	306,899	2,394	13,966	345,546	0	214,313	0	91,315	0	4,390,109
St John's Grammar School Inc	SA	5,983,971	1,257,093	12,434	6,946	183,508	0	0	25,000	195,554	0	7,664,506
St Peters Collegiate Girls School Inc	SA	4,713,307	604,829	2,783	5,360	59,995	0	0	0	133,596	0	5,519,870
St Peter's Woodlands Grammar School Inc	SA	3,779,223	905,218	4,250	1,047	89,531	0	0	0	168,302	0	4,947,571
St. Spyridon's Greek Orthodox Community Inc	SA	558,286	72,025	2,262	2,086	32,802	0	164,619	0	0	0	832,080
Suneden Specialist School Incorporated	SA	840,814	2,245,551	8,901	0	84,195	0	224,678	340,197	0	0	3,744,336
Sunrise Christian School	SA	8,093,928	939,641	22,982	10,162	538,698	312,675	864,546	75,000	0	0	10,857,632
Sunrise Christian School Whyalla	SA	2,667,241	292,498	56,917	1,126	382,449	339,615	187,470	25,000	0	0	3,952,316
Temple Christian College Inc	SA	12,899,061	472,890	42,054	99,179	1,536,341	0	0	0	0	-24,915	15,024,610
The Anglican Church of Australia Collegiate School of Saint Peter	SA	7,842,897	1,207,638	17,147	8,379	357,749	0	0	0	123,673	0	9,557,483
The Hills Christian Community School Inc	SA	5,788,379	753,465	4,655	0	457,952	0	0	0	260,567	0	7,265,018

Legal Name	State	Base	Students with disability	Aboriginal and Torres Strait Islander	Low English proficiency	Socio educational disadvantage	Location	Size	Prescribed circumstances ⁵	Special circumstances	Adjustments ⁶	Total Funding
The Hills Montessori School Inc	SA	1,420,929	365,802	0	0	53,718	0	195,011	0	52,868	0	2,088,328
Torrens Valley Association for Christian Education Inc	SA	6,092,837	785,426	33,902	4,824	376,814	0	0	0	0	0	7,293,803
Tyndale Christian School - Murray Bridge Incorporated	SA	2,422,326	1,357,332	73,982	0	713,694	0	202,027	0	7,572	0	4,776,933
Tyndale Christian School - Strathalbyn Incorporated	SA	3,861,290	1,018,256	35,226	2,274	628,393	0	133,064	0	26,561	0	5,705,064
Tyndale Christian School Inc	SA	15,273,764	3,855,655	76,122	104,447	2,437,288	0	0	0	0	0	21,747,276
University Senior College at Adelaide University Incorporated	SA	4,448,899	102,593	5,359	3,866	338,999	0	263,393	0	0	0	5,163,109
Wakefield Regional Christian School Association Incorporated	SA	5,040,625	734,911	66,822	0	1,073,490	258,059	44,357	0	9,903	0	7,228,167
Walford Anglican School for Girls Inc	SA	1,794,188	252,019	7,900	5,742	99,478	0	257,367	25,000	900	0	2,442,594
Westminster School	SA	8,523,261	1,091,984	70,036	0	382,330	0	0	0	211,050	0	10,278,661
Wilderness School Ltd	SA	4,076,831	558,633	10,449	11,768	149,680	0	0	0	0	0	4,807,361
Willunga Waldorf School	SA	3,566,519	261,228	9,851	0	251,195	0	198,319	0	101,044	0	4,388,156
Woodcroft College Inc	SA	12,316,669	488,317	21,201	40,072	1,257,753	0	0	0	0	0	14,124,012
Youthinc Incorporated	SA	1,456,053	1,056,754	38,053	0	242,360	0	263,393	421,294	0	0	3,477,908
Catholic Education Centre	TAS	157,097,460	27,928,652	6,047,396	269,745	25,022,244	14,662,288	3,550,986	75,000	0	0	234,653,771
Christian Schools Tasmania	TAS	11,584,294	1,346,534	264,822	8,347	1,314,090	843,363	554,254	0	0	0	15,915,704
Circular Head Christian Schools Inc	TAS	2,383,839	247,853	460,732	0	629,564	674,277	213,786	0	0	0	4,610,051
Devonport Christian School Inc	TAS	2,799,110	448,870	77,996	0	405,553	320,607	119,014	0	0	0	4,171,150
Fahan School	TAS	2,509,153	295,622	26,925	2,332	76,048	303,566	181,786	0	0	0	3,395,432
Free Reformed School Association (Inc) TAS	TAS	1,230,532	161,586	2,334	0	122,873	92,498	192,956	0	0	0	1,802,779

Legal Name	State	Base	Students with disability	Aboriginal and Torres Strait Islander	Low English proficiency	Socio educational disadvantage	Location	Size	Prescribed circumstances ⁵	Special circumstances ⁶	Adjustments ⁶	Total Funding
Geneva Fellowship Inc.	TAS	3,174,988	237,473	37,053	0	442,655	384,351	211,873	25,000	0	0	4,513,393
Giant Steps Tasmania	TAS	493,827	1,271,660	13,310	0	104,902	89,922	192,013	158,508	0	0	2,324,142
Huon Valley Independent School Association Inc	TAS	927,044	169,382	7,832	0	68,329	156,337	193,455	0	0	0	1,522,379
Hutchins School Board of Management	TAS	6,110,390	780,795	28,285	4,447	175,789	758,833	0	0	0	0	7,858,539
Launceston Christian School Inc.	TAS	7,067,937	621,948	14,901	7,920	558,858	474,302	0	0	0	0	8,745,866
Leighland Christian Parent Controlled School Association Incorporated	TAS	6,543,862	1,224,166	180,274	1,163	946,614	791,726	0	0	0	0	9,687,805
Newstead Christian School Inc	TAS	1,044,802	265,789	0	0	103,611	80,403	195,306	25,000	0	0	1,714,911
Northern Tasmania Steiner Association Inc.	TAS	751,564	148,643	4,698	2,982	80,606	59,267	164,619	25,000	0	-8,412	1,228,967
OneSchool Global TAS Ltd	TAS	1,152,807	93,566	0	0	370,785	92,784	229,527	17,850	0	0	1,957,319
Scotch Oakburn College Inc.	TAS	9,360,601	2,018,312	44,820	6,448	408,149	868,841	0	0	0	0	12,707,171
Seventh-Day Adventist Schools (Tasmania) Limited	TAS	3,324,428	398,139	108,939	9,368	443,923	334,443	404,610	0	0	0	5,023,850
Southern Christian College Ltd	TAS	3,568,702	223,911	72,649	4,481	269,247	256,714	213,830	0	0	0	4,609,534
St. Michael's Collegiate School Board	TAS	4,746,545	687,384	75,048	0	182,142	492,636	0	0	0	0	6,183,755
Tairamah Steiner School Foundation Inc.	TAS	2,437,291	430,995	12,576	1,174	45,428	184,062	200,500	0	0	0	3,312,026
The Board of Management, Launceston Church Grammar School	TAS	6,530,580	684,663	77,229	6,613	388,777	585,178	0	0	0	0	8,273,040
The Cottage School Inc.	TAS	682,068	124,426	0	0	23,399	59,486	164,619	0	0	0	1,053,998
The Friends School Incorporated	TAS	8,240,995	873,639	46,670	1,280	220,541	982,685	0	0	0	0	10,365,810

Legal Name	State	Base	Students with disability	Aboriginal and Torres Strait Islander	Low English proficiency	Socio educational disadvantage	Location	Size	Prescribed circumstances ⁵	Special circumstances ⁶	Adjustments ⁶	Total Funding
The Lambert School Inc	TAS	544,327	71,712	17,859	0	51,277	49,383	199,103	25,000	0	0	958,661
The Launceston Preparatory School Inc	TAS	1,021,923	60,101	0	0	17,184	85,471	167,459	0	0	0	1,352,138
Adass Israel School Inc	VIC	4,242,206	1,155,065	0	243,786	1,799,464	0	128,376	0	0	0	7,568,897
Advance College of Education Incorporated	VIC	787,056	1,520,723	9,838	0	211,378	0	165,840	208,966	0	0	2,903,802
AFIC Schools (Victoria) Limited	VIC	17,644,337	4,921,816	0	158,211	1,194,464	0	0	0	0	0	23,918,828
Alitken College Limited	VIC	13,179,069	677,129	5,053	39,949	867,493	0	0	25,000	0	0	14,793,693
Al Iman College Ltd	VIC	9,744,478	633,838	0	187,960	1,028,875	0	0	0	0	0	11,595,151
Al Siraat College Inc.	VIC	13,244,593	1,153,896	0	190,870	1,267,334	0	0	25,000	0	0	15,881,693
Alia College Limited	VIC	1,002,116	275,863	0	0	37,419	0	231,688	0	0	0	1,547,086
Alphington Grammar School	VIC	4,023,060	784,946	7,489	6,928	109,231	0	0	0	0	0	4,931,654
Andale School Inc	VIC	250,800	748,915	0	0	3,406	0	141,993	141,663	0	0	1,286,777
Anglican Diocesan Commission (Diocese of Melbourne) Ltd	VIC	23,037,862	1,759,016	11,706	29,116	1,049,207	0	0	0	0	0	25,886,907
Association for Christian Education Mount Evelyn Inc	VIC	7,743,814	2,646,033	17,621	35,966	778,746	0	0	0	0	0	11,222,180
Association for Christian Education of Dandenong	VIC	8,737,858	1,253,794	0	15,252	435,242	0	0	0	0	0	10,442,146
Association for Christian Education of Frankston Incorporated	VIC	5,185,579	656,388	2,414	1,208	411,916	0	0	0	0	0	6,257,505
Australian International Academy of Education Inc	VIC	20,510,305	2,127,278	0	181,175	1,829,663	0	0	0	0	0	24,648,421
Bairnsdale Christian Community School Inc	VIC	772,357	686,515	5,266	0	111,798	122,534	207,332	0	0	0	1,905,802
Ballarat Christian College	VIC	3,540,969	750,206	7,433	21,914	372,954	0	216,683	0	0	0	4,910,159

Legal Name	State	Base	Students with disability	Aboriginal and Torres Strait Islander	Low English proficiency	Socio educational disadvantage	Location	Size	Prescribed circumstances ⁵	Special circumstances	Adjustments ⁶	Total Funding
Ballarat Steiner School & Kindergarten Inc.	VIC	723,381	222,546	7,483	1,006	33,571	0	164,619	0	0	0	1,152,606
Beaconhills Christian College Limited	VIC	24,898,134	2,385,594	53,517	24,311	1,689,812	0	0	0	0	0	29,051,368
Beechworth Montessori Children's Group Inc	VIC	845,510	317,954	7,308	0	31,798	29,968	164,619	0	0	0	1,397,157
Beis Efraim College Limited	VIC	2,103,161	220,025	0	122,123	908,397	0	210,549	25,000	0	0	3,589,255
Belgrave Heights Christian School of Presbyterian Church Vic Inc	VIC	7,133,306	1,196,893	0	0	573,795	0	0	0	0	0	8,903,994
Berengarra School Ltd	VIC	1,010,055	2,227,369	5,929	0	53,457	0	207,300	484,444	0	0	3,988,554
Berry Street Victoria Incorporated	VIC	2,784,866	6,743,811	285,646	0	887,421	0	263,394	94,265	0	0	11,059,403
Bialik College Limited	VIC	2,747,928	1,140,510	0	4,717	92,208	0	0	0	0	0	3,985,363
Billanook College Limited	VIC	6,400,898	815,806	8,327	1,346	434,119	0	0	0	0	0	7,660,496
Bylton Pty Ltd	VIC	3,727,490	456,683	12,881	1,199	76,930	0	215,168	0	0	0	4,490,351
Brighton Grammar School	VIC	4,171,986	955,035	18,303	1,461	449,329	0	0	0	0	0	5,596,114
Brotherhood of St Laurence	VIC	1,652,818	3,462,521	23,466	0	365,162	0	263,393	393,005	0	0	6,160,365
Camberwell Anglican Girls Grammar School	VIC	4,741,958	277,894	35,154	2,519	40,497	0	0	0	0	0	5,098,022
Capability Building Inc	VIC	275,470	319,544	7,746	0	44,054	7,850	79,042	126,813	0	0	860,519
Carey Baptist Grammar School Limited	VIC	7,297,305	1,481,452	0	30,284	226,899	0	0	0	0	0	9,035,940
Castlemaine Steiner School Ltd	VIC	1,359,393	324,894	7,339	0	50,378	0	186,249	0	0	0	1,928,253
Catholic Education Commission of Victoria Limited	VIC	1,968,030,684	392,311,587	7,065,909	7,905,537	238,333,920	17,668,001	40,961,434	1,290,153	0	-146,520	2,673,420,706
Caulfield Grammar School	VIC	15,215,999	3,452,916	24,235	21,446	664,434	0	0	0	0	0	19,379,030
Chairo Parent Governed Christian Education Limited	VIC	16,615,859	3,140,344	21,805	32,862	1,743,499	0	0	0	0	0	21,554,369

04.

Legal Name	State	Base	Students with disability	Aboriginal and Torres Strait Islander	Low English proficiency	Socio educational disadvantage	Location	Size	Prescribed circumstances ⁵	Special circumstances	Adjustments ⁶	Total Funding
Cheder Levi Yitzchok Inc.	VIC	1,403,704	353,274	0	7,580	186,053	0	181,887	0	0	-27,383	2,105,115
Child & Family Care Network Inc	VIC	281,837	712,317	0	0	23,493	0	164,619	110,140	0	0	1,292,406
Christ Church Grammar School	VIC	1,151,184	235,699	4,333	0	4,867	0	55,970	0	0	0	1,452,053
Christadelphian Heritage College Melbourne	VIC	1,363,722	604,770	4,984	0	148,440	0	206,950	0	0	0	2,328,866
Christian College Geelong	VIC	17,192,961	1,727,247	34,711	26,305	1,096,224	0	0	0	0	0	20,077,448
Christian Resource Ministries Inc.	VIC	7,093,796	655,010	0	19,042	213,676	0	0	0	0	0	7,981,524
Cire Services Incorporated	VIC	4,660,498	7,832,467	45,041	0	902,595	0	267,714	1,448,699	0	0	15,157,014
Community College Gippsland Ltd	VIC	2,468,732	2,622,917	14,860	0	591,854	0	263,393	526,031	0	0	6,487,788
Cornish College	VIC	4,604,929	1,061,153	2,651	5,324	268,171	0	0	0	0	0	5,942,228
Creek Street Christian College Inc	VIC	2,371,981	412,184	1,536	3,574	211,173	0	120,159	0	0	0	3,120,607
Creek Street Christian Fellowship	VIC	1,713,530	187,278	1,179	2,437	136,949	0	103,790	0	0	0	2,145,163
Crest Education Ltd	VIC	18,799,601	3,681,772	9,421	25,630	991,604	0	0	0	0	0	23,508,028
Dandenong Ranges Steiner School Inc	VIC	1,540,708	448,642	4,430	0	94,873	0	164,619	0	0	0	2,253,272
Darul Ulum College of Victoria	VIC	14,348,406	2,090,062	0	179,355	2,459,818	0	0	18,981	0	0	19,096,622
Daylesford Dharma School Inc.	VIC	291,231	65,762	0	2,233	25,218	2,790	164,619	0	0	0	551,853
Deutsche Schule Melbourne Inc.	VIC	678,054	44,031	0	1,047	4,683	0	165,332	0	0	0	893,147
Djerriwarrh Employment & Education Services Inc	VIC	569,304	705,465	15,330	0	182,295	0	125,355	118,915	0	0	1,716,664
Donvale Christian College	VIC	13,490,862	2,433,919	34,906	4,681	193,370	0	0	0	0	0	16,157,738
East Gippsland Steiner Education Group Inc.	VIC	409,602	241,754	5,133	0	45,394	66,794	164,619	0	0	0	933,296
East Preston Islamic College Limited	VIC	7,437,237	263,674	0	252,041	1,712,570	0	0	0	0	0	9,665,522

Legal Name	State	Base	Students with disability	Aboriginal and Torres Strait Islander	Low English proficiency	Socio educational disadvantage	Location	Size	Prescribed circumstances ⁵	Special circumstances	Adjustments ⁶	Total Funding
Ecumenical Schools Australia	VIC	184,930,264	18,375,083	394,516	115,603	9,317,975	1,526,435	802,761	25,000	0	-1,214,828	214,272,809
Edmund Rice Education Australia Colleges Ltd	VIC	27,234,735	3,481,410	1,534,530	16,915	2,763,212	164,487	242,691	25,000	0	0	35,462,981
Edmund Rice Education Australia Flexible Schools Australia Ltd	VIC	3,971,072	7,153,409	623,707	0	1,181,437	114,617	748,395	1,804,810	0	0	15,597,446
Edmund Rice Education Australia New South Wales Colleges Limited	VIC	30,408,241	3,552,148	324,254	18,761	2,901,819	0	0	0	0	0	37,205,225
Eltham College	VIC	3,415,469	914,164	8,635	0	161,387	0	0	0	0	0	4,499,655
Erasmus School	VIC	754,923	76,618	0	0	2,028	0	164,619	0	0	0	998,188
Fintona Girls' School	VIC	2,984,870	117,230	0	1,203	30,911	0	82,776	0	0	0	3,216,990
Firbank Grammar School	VIC	2,911,532	1,192,711	33,647	56,193	239,712	0	0	0	0	0	4,433,795
Fitra Community School Limited	VIC	428,020	24,008	0	1,119	14,652	0	164,619	0	0	0	632,418
Fitzroy Community School Co-Operative Ltd	VIC	586,390	47,808	0	1,043	1,922	0	164,619	0	0	0	801,782
Flinders Christian Community College Inc	VIC	14,420,424	4,235,442	22,997	9,385	1,139,308	0	0	0	0	0	19,827,556
Frank Dando Sports Academy Association Ltd	VIC	390,849	975,986	0	0	48,941	0	93,510	145,404	0	0	1,654,690
Freshwater Creek Steiner School Association Incorporated	VIC	1,346,173	228,482	15,195	3,145	65,944	0	166,308	0	0	-102,257	1,722,991
Gandel Besen House Limited	VIC	548,721	378,802	0	0	24,907	0	112,715	0	0	0	1,065,145
Geelong Baptist College Inc	VIC	3,765,019	339,723	27,855	5,999	506,788	0	225,912	0	0	0	4,871,296
Geelong Christian Education Association	VIC	7,477,259	1,386,694	28,034	15,288	717,754	0	0	0	0	0	9,625,029
Geelong Grammar School	VIC	6,637,541	1,201,355	73,841	6,931	249,056	0	0	0	0	0	8,168,724
Ghligai School Ltd	VIC	582,463	39,457	0	0	52,311	0	164,619	0	0	0	838,850

Legal Name	State	Base	Students with disability	Aboriginal and Torres Strait Islander	Low English proficiency	Socio educational disadvantage	Location	Size	Prescribed circumstances ⁵	Special circumstances ⁶	Total Funding
Giant Steps Melbourne Limited	VIC	448,156	1,230,339	0	0	10,349	0	141,645	227,122	0	2,057,611
Girton Grammar School Ltd	VIC	8,704,723	1,531,443	33,206	2,828	305,201	0	0	0	0	10,577,401
Gisborne Montessori School Limited	VIC	895,897	728,418	2,308	0	66,493	0	183,071	0	0	1,876,187
Glenroy Private Ltd	VIC	5,184,264	8,768	0	138,823	1,134,598	0	0	0	0	6,466,453
Grace Christian College Co-operative Ltd	VIC	1,590,781	202,018	5,137	6,010	173,941	0	223,077	0	0	2,200,964
Haileybury	VIC	30,317,336	2,650,650	38,111	33,052	580,879	0	0	0	0	33,620,028
Heathdale Christian College Limited	VIC	19,344,573	1,322,202	16,290	31,922	401,827	0	0	0	0	21,116,814
Hester Hornbrook Academy Ltd	VIC	5,627,450	12,332,644	134,074	31,909	1,555,413	0	263,393	793,126	0	20,738,009
Ilim College	VIC	28,015,810	2,225,985	11,645	287,006	4,261,990	0	0	0	0	34,802,436
Indie Education	VIC	33,685,998	29,501,221	1,985,733	21,223	9,494,893	429,497	1,580,358	4,318,008	0	80,838,500
Kamaruka Inc	VIC	413,848	1,106,510	0	0	19,500	0	118,729	187,978	0	1,846,565
Kardinia International College (Geelong) Ltd	VIC	14,777,227	1,091,717	8,680	0	466,441	0	0	0	0	16,344,065
Kerang Christian Community School Limited	VIC	1,366,370	141,737	10,934	0	291,731	213,846	215,698	0	0	2,240,316
Kilvington Grammar School Limited	VIC	4,127,305	571,411	0	14,541	76,960	0	0	0	0	4,790,217
Kingswood College Ltd	VIC	3,405,410	673,121	15,612	7,454	81,034	0	29,926	0	0	4,212,557
Koonwarra Village School Limited	VIC	576,826	158,956	0	0	36,651	42,003	164,619	0	0	979,055
Korowa Anglican Girls' School	VIC	3,068,070	729,956	0	2,439	29,922	0	0	0	0	3,830,387
Lauriston Girls' School	VIC	2,292,165	583,911	5,245	0	35,393	0	0	0	0	2,916,714
Life Ministry Centre Ltd	VIC	7,260,092	1,137,535	14,862	33,537	313,147	0	0	0	0	8,759,173
Lighthouse Christian College Cranbourne Inc	VIC	10,445,483	84,866	0	74,395	718,814	0	0	0	0	11,323,558

Legal Name	State	Base	Students with disability	Aboriginal and Torres Strait Islander	Low English proficiency	Socio educational disadvantage	Location	Size	Prescribed circumstances ⁵	Special circumstances ⁶	Adjustments ⁶	Total Funding
Lighthouse Christian College Incorporated	VIC	8,124,387	427,159	11,850	46,309	550,082	0	0	0	0	0	9,159,787
Little Yarra Steiner School Limited	VIC	2,616,793	163,005	4,878	2,327	235,679	0	212,014	0	0	0	3,234,696
Lowther Hall Anglican Grammar School	VIC	4,898,905	407,843	12,506	6,142	189,571	0	0	0	0	0	5,514,967
Lutheran Church of Australia Victorian District	VIC	39,461,028	5,036,448	181,113	77,067	3,294,850	1,476,613	923,276	50,000	0	0	50,500,393
Lutheran Education VIC, NSW, TAS and ACT Ltd	VIC	42,026,940	5,908,506	203,396	78,729	3,596,341	1,649,412	1,098,553	50,000	0	0	54,611,876
Lyrebird College Limited	VIC	175,052	520,977	0	0	14,118	0	98,263	61,182	0	0	869,592
Maharishi School Ltd	VIC	548,983	241,336	28,025	1,010	46,115	0	164,619	0	0	0	1,030,088
Mansfield Autism Statewide Services	VIC	327,014	855,633	5,165	0	49,637	47,203	127,346	120,735	0	0	1,532,733
Mansfield Rudolf Steiner School and Kindergarten Inc	VIC	2,031,869	370,399	0	0	165,439	259,119	200,492	0	0	0	3,027,318
Melbourne Girls Grammar - An Anglican School	VIC	3,070,853	989,433	21,354	0	77,362	0	0	0	0	0	4,159,002
Melbourne Grammar School	VIC	5,730,440	704,895	52,653	3,152	143,965	0	0	0	0	0	6,635,105
Melbourne Indigenous Transition School	VIC	541,356	0	649,627	8,614	206,375	0	120,287	91,101	0	0	1,617,360
Melbourne Montessori School Limited	VIC	1,516,145	607,222	0	4,441	43,668	0	155,589	0	0	0	2,327,065
Melton Christian Centre Limited	VIC	10,825,875	1,643,853	16,858	45,950	1,287,495	0	0	0	0	0	13,820,031
Mentone Girls' Grammar School	VIC	3,076,426	632,381	2,890	2,887	70,305	0	0	0	0	0	3,784,889
Mentone Grammar School	VIC	9,335,663	1,608,221	25,480	17,245	491,501	0	0	0	0	0	11,478,110
Mercy Education Limited	VIC	20,391,180	1,649,187	192,691	12,024	1,740,926	0	0	0	0	0	23,986,008
Methodist Ladies' College Limited	VIC	6,035,848	1,967,414	51,979	18,711	154,295	0	0	0	0	0	8,228,247

Legal Name	State	Base	Students with disability	Aboriginal and Torres Strait Islander	Low English proficiency	Socio educational disadvantage	Location	Size	Prescribed circumstances ⁵	Special circumstances	Adjustments ⁶	Total Funding
Mildura Christian College	VIC	889,415	169,735	14,420	3,528	133,721	130,025	193,802	0	0	0	1,534,646
Minaaret College Inc	VIC	27,735,132	562,467	0	855,166	5,138,798	0	0	0	0	0	34,291,563
Mooolbark Grammar Association Inc	VIC	401,805	469,274	12,555	0	73,963	0	171,674	0	0	0	1,129,271
Mount Hira College	VIC	8,443,327	690,222	0	160,423	1,688,609	0	0	8,500	0	0	10,991,081
Mount Scopus Memorial College Limited	VIC	2,879,436	1,453,747	0	0	76,040	0	0	0	0	0	4,409,223
Mountain District Community College Limited	VIC	721,468	1,607,299	2,862	0	155,890	0	153,646	225,285	0	0	2,866,450
Muhammadiyah Australia College Limited	VIC	1,116,042	115,700	0	0	59,420	0	170,529	25,000	0	0	1,486,691
My College Ltd	VIC	1,578,286	67,850	0	53,872	387,160	0	164,619	0	0	0	2,251,787
North-Eastern Montessori School Association	VIC	777,660	431,106	2,192	0	11,658	0	164,619	0	0	0	1,387,235
Northside Christian College Inc.	VIC	5,871,664	1,170,893	2,322	9,134	303,774	0	0	0	0	0	7,357,787
OneSchool Global VIC Ltd	VIC	4,909,800	562,305	0	0	1,754,300	0	4,108	0	0	0	7,230,513
Overnewton Anglican Community College Limited	VIC	17,297,843	1,835,602	25,250	14,713	864,588	0	0	0	0	0	20,037,996
Oxford College Pty Ltd	VIC	10,142	0	0	53	2,293	0	18,854	0	0	0	31,342
PARED Victoria Ltd	VIC	2,717,604	340,744	4,496	0	47,365	0	341,369	0	0	0	3,451,578
Penleigh and Essendon Grammar School	VIC	17,033,689	718,525	6,675	11,416	560,022	0	0	0	0	0	18,330,327
Phillip Island Village School Ltd	VIC	447,181	173,361	2,308	0	27,872	37,326	164,619	0	0	0	852,667
Plenty River College Incorporated	VIC	708,350	1,050,195	6,218	1,609	107,424	0	151,206	123,724	0	0	2,148,726
Plenty Valley Christian Education Limited	VIC	7,556,733	543,644	17,334	0	385,569	0	0	0	0	0	8,503,280

Legal Name	State	Base	Students with disability	Aboriginal and Torres Strait Islander	Low English proficiency	Socio educational disadvantage	Location	Size	Prescribed circumstances ⁵	Special circumstances ⁶	Adjustments ⁶	Total Funding
Prace Inc	VIC	1,236,504	1,986,293	85,703	2,189	242,178	0	249,773	258,126	0	0	4,060,767
Presbyterian Ladies' College	VIC	15,025,561	697,528	9,875	12,209	77,459	0	0	0	0	0	15,822,632
Presbil - the Margaret Lyttle Memorial School	VIC	1,157,002	858,572	7,749	0	29,115	0	227,399	0	0	0	2,279,838
R. Steiner School Co. Ltd.	VIC	4,515,036	200,241	10,010	0	235,710	0	98,361	0	0	0	5,059,358
Reachout Enterprises Ltd	VIC	384,366	36,997	2,620	0	36,139	0	156,250	0	0	0	616,372
Red Rock Christian College Inc	VIC	1,995,249	291,776	7,640	0	170,274	0	214,531	0	0	0	2,679,470
River City Christian College	VIC	631,090	45,285	36,466	0	228,778	19,478	207,792	0	0	0	1,168,889
Rosbourne School	VIC	1,765,629	4,244,436	0	1,324	39,598	0	263,393	868,802	0	0	7,183,182
Ruyton	VIC	2,304,125	623,475	0	2,765	42,012	0	0	0	0	0	2,972,377
School of Creative Education Limited	VIC	400,644	242,532	9,606	0	42,150	0	173,664	0	0	0	868,596
Scotch College	VIC	5,429,990	1,221,772	45,251	7,453	110,929	0	0	0	0	0	6,815,394
SEDA College (Victoria)	VIC	7,705,919	2,303,582	56,926	1,316	1,140,461	0	40,826	0	0	0	11,249,030
Seventh Day Adventist Schools (Victoria) Limited	VIC	31,102,926	4,175,683	82,399	188,828	2,876,375	301,537	508,086	0	0	0	39,235,835
Shelford Girls' Grammar	VIC	1,835,685	532,430	2,516	2,318	79,451	0	237,766	0	0	0	2,690,166
Shepparton Adult and Community Education College Inc	VIC	1,074,332	269,435	52,241	0	430,415	0	241,443	25,000	0	0	2,092,866
Shepparton Christian College Ltd	VIC	3,216,638	385,535	21,774	0	447,362	0	221,797	0	0	0	4,293,106
Sholem Aleichem College	VIC	922,494	298,747	0	0	10,361	0	164,619	0	0	0	1,396,221
Sidrah Gardens School Limited	VIC	560,354	0	0	2,468	40,834	0	164,619	25,000	0	0	793,275
Sirius College	VIC	33,386,453	2,840,505	7,127	297,882	2,186,286	0	0	0	0	0	38,718,253
Son Centre Christian School Ltd	VIC	263,048	50,104	9,618	4,299	45,658	69,550	164,619	0	0	0	606,896

04.

Legal Name	State	Base	Students with disability	Aboriginal and Torres Strait Islander	Low English proficiency	Socio educational disadvantage	Location	Size	Prescribed circumstances ⁵	Special circumstances ⁶	Adjustments ⁶	Total Funding
Sophia Mundi Limited	VIC	1,689,226	527,058	2,347	1,078	52,682	0	200,809	0	0	0	2,473,200
Southern Cross Grammar	VIC	7,327,608	827,593	2,532	6,302	226,758	0	0	0	0	0	8,390,793
St Catherine's School	VIC	1,518,343	903,358	0	10,021	76,454	0	0	0	0	0	2,508,176
St John's Greek Orthodox College	VIC	3,337,545	485,096	0	12,831	344,365	0	217,421	0	0	-57,894	4,339,364
St Leonard's College	VIC	5,330,965	2,093,138	17,435	1,599	207,728	0	0	0	0	0	7,650,865
St Margaret's School	VIC	6,594,707	648,498	13,051	8,853	126,863	0	0	0	0	0	7,391,972
St Mary's Coptic Orthodox College	VIC	9,680,847	337,630	0	236,105	1,813,988	0	0	0	0	0	12,068,570
St Michael's Grammar School	VIC	3,175,787	1,251,912	8,730	2,858	108,820	0	0	0	0	0	4,548,107
St Thomas Aquinas College Limited	VIC	2,329,131	191,466	0	3,442	325,642	0	209,557	0	0	0	3,059,238
Strathcona Baptist Girls Grammar School Ltd	VIC	2,008,866	599,621	2,682	1,406	194,873	0	0	0	0	0	2,807,448
Studio Schools of Australia Ltd	VIC	729,353	45,412	875,223	13,894	321,501	797,499	276,319	41,103	1,350,000	0	4,450,305
The Camberwell Grammar School	VIC	5,153,332	449,827	3,158	7,666	59,278	0	0	0	0	0	5,673,261
The Christian Community College Portland Ltd	VIC	3,307,037	179,400	39,002	0	506,855	466,272	268,924	0	0	0	4,767,490
The Currajong School Ltd	VIC	375,782	1,172,441	0	0	11,675	0	164,619	198,282	0	0	1,922,799
The Greek Orthodox Community of Oakleigh and District Inc	VIC	5,971,627	959,242	0	16,636	442,436	0	0	0	0	0	7,389,941
The Islamic Schools of Victoria (Werribee College) Inc	VIC	22,980,423	863,037	6,890	269,892	2,083,810	0	0	0	0	0	26,204,052
The Ivanhoe Girls' Grammar School	VIC	4,154,165	586,495	11,472	0	109,805	0	0	0	0	0	4,861,937
The Ivanhoe Grammar School	VIC	12,814,294	2,154,342	25,373	9,248	481,191	0	0	0	0	0	15,484,448
The Japanese School of Melbourne	VIC	257,228	4,384	0	0	13,228	0	190,959	0	0	0	465,799
The King David School Holdings Ltd	VIC	2,822,954	1,513,145	0	1,177	53,934	0	0	0	0	0	4,391,210
The Knox School Limited	VIC	5,171,725	498,416	9,877	4,398	89,202	0	0	0	0	0	5,773,618

Legal Name	State	Base	Students with disability	Aboriginal and Torres Strait Islander	Low English proficiency	Socio educational disadvantage	Location	Size	Prescribed circumstances ⁵	Special circumstances ⁶	Adjustments ⁶	Total Funding
The Learning Cooperative Ltd	VIC	263,048	89,353	0	0	10,132	0	164,619	0	0	0	527,152
The Presbyterian School of St Andrew Limited	VIC	6,591,950	756,701	0	0	60,987	0	0	0	0	0	7,409,638
The River Nile School Incorporated	VIC	1,440,366	624,260	0	133,262	698,093	0	276,497	25,000	0	0	3,197,479
The United Vietnamese Buddhist Congregation of South Eastern Melbourne Inc.	VIC	667,014	211,899	0	10,295	125,483	0	164,619	0	0	0	1,179,310
The Uniting Church In Australia Property Trust (Victoria)	VIC	5,604,293	981,894	21,869	1,321	177,520	0	0	0	0	0	6,786,897
Tintern Grammar	VIC	5,881,074	965,164	4,908	6,800	138,738	0	0	0	0	0	6,996,684
Tombolo Academy Ltd	VIC	440,362	757,863	0	0	8,881	0	112,584	205,745	0	0	1,525,436
Toorak College Ltd	VIC	5,092,127	871,826	17,309	8,010	213,041	0	0	0	0	0	6,202,313
TOPP Schools Ltd	VIC	753,014	96,325	0	0	18,327	0	168,789	25,000	0	0	1,061,455
Trinity Grammar School, Kew	VIC	4,233,425	991,791	17,450	11,220	99,945	0	0	0	0	0	5,353,831
Trustees of Edmund Rice Education Australia	VIC	36,385,350	9,705,388	661,546	18,708	3,606,233	32,548	551,909	0	0	0	50,961,682
Verity Christian College Incorporated	VIC	1,395,313	502,609	66,820	6,511	344,039	269,399	193,965	24,870	0	0	2,803,526
Victory Christian College Inc	VIC	8,161,504	467,693	62,362	9,503	574,805	0	0	0	0	0	9,275,867
Villa Maria Catholic Homes Limited	VIC	507,125	1,478,130	2,480	1,015	10,906	0	191,597	303,987	0	0	2,495,240
Village High School Limited	VIC	578,487	162,790	6,318	0	72,950	13,512	145,451	0	0	0	979,508
Village School Inc	VIC	655,057	310,522	2,236	0	56,275	0	164,619	25,000	0	0	1,213,709
Warrnambool Presbyterian School Ltd.	VIC	2,635,393	1,020,034	26,246	0	185,309	87,249	203,802	0	0	0	4,158,033
Waverley Christian College Inc	VIC	21,249,941	1,793,516	4,731	30,652	366,627	0	0	0	0	0	23,445,467
Wesley College Melbourne	VIC	10,505,167	1,815,946	11,757	4,186	453,698	0	0	0	0	0	12,790,754

Legal Name	State	Base	Students with disability	Aboriginal and Torres Strait Islander	Low English proficiency	Socio educational disadvantage	Location	Size	Prescribed circumstances ⁵	Special circumstances	Adjustments ⁶	Total Funding
Woodleigh School	VIC	6,707,523	1,858,379	26,541	4,849	312,277	0	0	0	0	0	8,909,569
Woodline Primary School Limited	VIC	573,598	198,614	7,534	0	29,028	0	166,433	0	0	0	975,207
Worawa Aboriginal College Limited	VIC	498,469	637,908	598,162	22,302	224,211	0	112,186	44,356	0	0	2,137,594
Yarra Valley Grammar School	VIC	10,443,494	1,262,274	20,341	25,288	323,536	0	0	0	0	0	12,074,933
Yavneh College Nominees Pty Ltd	VIC	4,450,059	1,103,879	0	0	148,504	0	0	25,000	0	0	5,727,442
Yeshivah Beth Rivkah Schools Limited	VIC	9,378,417	2,910,401	0	16,360	651,322	0	0	0	0	0	12,956,500
Yesodei Hatorah College Inc	VIC	1,521,004	343,364	0	2,332	71,312	0	212,786	0	0	0	2,150,798
Youth2Industry College Incorporated	VIC	846,085	224,455	0	5,644	127,890	0	176,814	174,511	0	0	1,555,399
AFIC Schools (WA) Limited	WA	11,579,144	233,145	7,075	41,556	655,515	0	0	0	0	0	12,516,435
Albany Free Reformed Church Education Association (Inc)	WA	1,989,676	195,768	0	0	392,161	245,754	206,507	0	0	0	3,029,866
Al-Hidayah Islamic Education Admin Inc	WA	1,991,646	681,836	0	22,749	237,340	0	144,865	0	0	0	3,078,436
Alkimos Baptist College Inc.	WA	3,230,283	185,156	0	5,737	485,186	0	212,894	0	0	0	4,119,256
All Saints' College Inc.	WA	7,230,639	834,980	74,286	7,159	242,379	0	0	0	0	0	8,389,443
Alta-1 College Ltd	WA	10,900,725	8,253,725	609,887	11,557	2,792,985	436,868	263,393	3,201,397	0	0	26,470,538
Association for Christian Education Inc	WA	9,176,819	372,076	19,282	16,092	360,754	0	0	0	0	0	9,945,023
Atlantis Beach Baptist College Limited	WA	2,595,494	555,426	51,628	0	577,590	0	199,968	0	0	0	3,980,106
Austin Cove Baptist College Inc.	WA	6,203,677	1,256,833	43,687	3,415	1,496,937	0	0	0	0	0	9,004,549
Australian Association for International Education Incorporated	WA	1,512,873	71,846	0	1,132	12,368	0	174,923	0	0	0	1,773,142
Australian Islamic College Perth Inc	WA	42,222,050	1,257,315	0	1,065,419	6,882,072	0	0	0	0	0	51,426,856

Legal Name	State	Base	Students with disability	Aboriginal and Torres Strait Islander	Low English proficiency	Socio educational disadvantage	Location	Size	Prescribed circumstances ⁵	Special circumstances ⁶	Adjustments ⁶	Total Funding
Banksia Montessori School Inc	WA	106,628	0	25,445	0	6,935	0	150,476	0	0	0	289,484
Baris Education and Culture Foundation Limited	WA	5,549,181	381,554	0	85,951	778,568	0	0	0	0	0	6,795,254
Beenong School Association	WA	1,291,980	248,215	10,718	0	140,578	0	210,762	0	0	0	1,902,253
Bethel Christian School Incorporated	WA	3,895,300	563,124	38,828	24,064	593,546	456,455	161,615	0	0	0	5,732,932
Blue Gum Montessori School Inc.	WA	1,371,668	279,540	0	0	16,166	0	164,619	0	0	0	1,831,993
Bold Park Community School Advisory Council Inc	WA	1,397,637	1,312,226	4,872	0	50,403	0	206,507	0	0	0	2,971,645
Bunbury Baptist College Inc	WA	7,199,483	1,224,726	36,270	3,235	1,341,321	0	0	0	0	0	9,805,035
Bunbury Regional Community College Inc.	WA	1,967,639	1,791,471	59,030	0	449,398	0	263,393	428,422	0	0	4,959,354
Carey Baptist College Ltd	WA	17,616,934	2,395,913	34,447	24,934	1,035,756	0	0	0	0	0	21,107,984
Carnarvon Christian Parent Controlled School Association Inc	WA	573,068	28,393	27,654	2,451	99,465	409,496	164,619	0	0	0	1,305,146
Casa Mia Montessori Community School Inc.	WA	367,797	63,257	5,103	855	12,592	0	164,619	0	0	0	614,223
Catholic Education Western Australia Limited	WA	573,051,484	57,424,140	18,099,412	1,394,876	75,629,036	31,612,233	13,753,116	368,500	0	-1,170,820	770,161,976
Christ Church Grammar School Incorporated	WA	4,424,805	1,025,657	43,286	2,433	130,331	0	0	0	0	0	5,626,512
Christian Aboriginal Parent-Directed Schools	WA	2,572,332	832,167	2,736,474	77,836	1,151,646	1,057,303	599,457	383,794	0	0	9,411,008
Chrysalis Montessori School Inc	WA	638,124	45,929	0	809	5,198	0	164,619	25,000	0	0	879,679
CometWA Limited	WA	4,905,982	4,270,303	270,153	1,276	1,286,843	0	263,393	694,232	0	0	11,692,182
Communicare Group Limited	WA	1,214,567	1,467,911	58,501	0	351,864	0	247,065	184,005	0	0	3,523,914
Cornerstone Christian College Ltd	WA	3,911,678	402,283	35,576	0	439,403	0	155,951	0	0	0	4,944,891

Legal Name	State	Base	Students with disability	Aboriginal and Torres Strait Islander	Low English proficiency	Socio educational disadvantage	Location	Size	Prescribed circumstances ⁵	Special circumstances	Adjustments ⁶	Total Funding
Court Grammar School Inc.	WA	7,796,032	1,026,409	156,672	11,192	1,810,156	0	0	0	0	0	10,800,461
Dale Christian Academy Limited	WA	6,237,645	54,476	42,049	49,278	1,029,259	0	0	0	0	0	7,412,707
Divine Mercy College Inc	WA	3,200,944	106,718	0	2,341	384,114	0	217,829	0	0	0	3,911,946
Emmanuel Christian Community School Incorporated	WA	6,844,722	1,157,119	7,093	235,306	1,714,934	0	0	0	0	0	9,959,174
Eton Farm Education	WA	319,077	37,480	2,415	0	57,412	0	166,031	0	0	0	582,415
Fairbridge Western Australian Inc	WA	2,020,110	2,296,367	105,401	0	706,738	0	263,393	250,904	0	0	5,642,914
Foundation Christian College Incorporated	WA	6,709,263	1,321,442	72,552	11,224	914,778	0	0	0	0	0	9,029,258
Free Reformed School Association (Inc)	WA	10,075,074	521,888	16,758	1,119	1,422,470	0	0	0	0	0	12,037,309
Fremantle Christian College Incorporated	WA	4,460,821	448,247	59,456	2,231	517,747	0	161,725	0	0	0	5,650,227
Geraldton Christian Community Schools Association Incorporated	WA	4,416,918	221,567	237,926	2,356	643,694	595,390	123,776	0	0	0	6,241,628
Geraldton Grammar School Incorporated	WA	4,901,628	248,433	26,121	1,346	474,225	884,988	0	0	0	0	6,536,741
Golden Hill Steiner School Inc	WA	975,625	63,410	4,770	0	113,810	190,222	179,435	19,557	0	-1,463	1,535,346
Goldfields Baptist College Incorporated	WA	2,464,143	35,355	65,141	15,841	546,541	631,158	213,462	0	0	0	3,971,641
Governors of Hale School	WA	5,808,532	1,621,177	130,814	0	439,127	0	0	0	0	0	7,999,650
Grace Christian School Ltd	WA	5,317,560	807,007	17,262	11,306	593,534	0	0	0	0	0	6,746,669
Great Southern Grammar School Incorporated	WA	5,488,587	508,736	63,867	0	506,045	1,086,352	0	0	0	0	7,653,587
Guildford Grammar School Inc	WA	7,653,209	1,595,806	329,900	3,069	725,187	0	0	0	0	0	10,307,171
H & S Hoffman & G Korsunski Carmel School Inc	WA	2,858,567	363,797	0	0	66,840	0	145,482	0	0	0	3,434,686

Legal Name	State	Base	Students with disability	Aboriginal and Torres Strait Islander	Low English proficiency	Socio educational disadvantage	Location	Size	Prescribed circumstances ⁵	Special circumstances	Adjustments ⁶	Total Funding
Havenport MSL Inc	WA	311,318	382,758	2,826	0	62,357	0	142,707	0	0	0	901,967
Helena College Council Inc	WA	5,121,801	140,908	16,700	0	284,509	0	0	0	0	0	5,563,918
Helena River Steiner School Community Association	WA	1,061,178	134,934	115,502	850	118,008	0	193,781	0	0	0	1,624,253
Hensman St Preschool Group Incorporated	WA	52,556	205,759	0	0	287	0	92,449	0	0	0	351,051
Heritage College Perth (Inc.)	WA	1,213,594	145,577	7,934	1,104	198,993	0	212,761	0	0	0	1,779,963
Hillside Christian College Incorporated	WA	3,957,005	56,717	26,343	10,655	563,782	0	136,082	0	0	0	4,750,584
Hope Christian College Inc	WA	3,922,741	441,229	33,546	0	729,329	0	156,059	0	0	0	5,282,904
Immaculate Heart College Ltd	WA	3,447,078	454,992	38,491	1,046	757,622	14,899	148,926	25,000	0	0	4,888,054
Jarimadangh Burru Aboriginal Corporation	WA	227,522	0	248,568	0	98,787	333,859	199,190	17,059	0	0	1,124,985
Kadjina Community Incorporated	WA	202,358	16,415	223,856	14,456	98,020	285,220	159,047	15,177	0	0	1,014,547
Karalundi Aboriginal Education Community Aboriginal Corporation	WA	590,292	110,450	708,351	56,220	293,947	664,509	263,393	15,000	0	0	2,702,162
Kerry Street Community School Inc	WA	657,619	289,770	0	0	27,975	0	164,619	0	0	0	1,139,983
Kingsway Christian Education Association Inc	WA	11,179,455	511,507	27,138	18,925	509,998	0	0	0	0	0	12,247,023
Leaning Tree Steiner School Inc	WA	1,186,967	289,937	60,196	0	217,959	194,195	194,500	23,500	0	0	2,167,254
Mandurah Baptist College Inc	WA	11,684,919	1,023,136	67,191	11,341	1,691,957	0	0	0	0	0	14,478,544
Margaret River Independent School	WA	1,277,660	124,843	0	0	103,314	101,844	164,619	0	0	0	1,772,280
Mazenod College Limited	WA	7,128,064	707,222	52,642	6,485	854,563	0	0	0	0	0	8,748,976
Methodist Ladies' College	WA	2,615,969	678,855	40,618	1,308	84,809	0	0	0	0	0	3,421,559
Nomads Charitable & Educational Foundation	WA	525,434	96,119	582,283	17,786	251,676	530,570	191,939	87,139	0	0	2,282,946

Legal Name	State	Base	Students with disability	Aboriginal and Torres Strait Islander	Low English proficiency	Socio educational disadvantage	Location	Size	Prescribed circumstances ⁵	Special circumstances ⁶	Total Funding
Norbertine Canons Incorporated	WA	9,762,774	563,007	45,642	25,954	1,050,442	0	0	0	0	11,447,819
OneSchool Global WA Ltd	WA	1,932,513	133,028	0	0	696,868	0	216,561	0	0	2,978,970
Parklands School Association Incorporated	WA	1,183,784	81,003	0	0	94,856	155,758	164,619	0	0	1,680,020
Parrnangg Community School Aboriginal Corp	WA	128,218	12,986	153,862	12,823	64,110	270,188	209,516	0	0	851,704
Penrhos College	WA	4,086,322	1,249,323	77,557	1,631	272,825	0	0	0	0	5,687,658
Perth College Inc	WA	4,629,390	1,033,965	147,989	11,895	358,536	0	0	0	0	6,181,775
Perth Montessori School Inc	WA	659,670	208,921	2,364	873	34,643	0	188,325	25,000	0	1,119,796
Port School Inc	WA	1,823,346	1,735,065	172,020	1,386	459,103	0	263,393	454,497	0	4,908,811
Presbyterian Ladies' College Inc	WA	2,503,288	542,226	176,765	1,377	206,053	0	0	0	0	3,429,709
Purrululu Aboriginal Corporation	WA	326,548	215,246	391,858	9,071	150,422	403,972	181,082	89,078	0	1,767,279
Quinn's Baptist College Inc	WA	10,366,645	423,833	9,857	9,335	1,195,625	0	0	0	0	12,005,295
Rawa Community School Aboriginal Corporation	WA	701,600	122,057	841,920	62,218	342,051	735,833	218,191	0	0	3,023,871
Regent College	WA	2,925,090	137,787	0	3,135	48,320	0	0	0	0	3,114,332
Rockingham Montessori School Inc	WA	2,893,103	426,587	51,927	7,433	381,409	0	210,301	0	0	3,970,760
Scotch College	WA	3,977,203	1,443,743	76,736	1,392	160,819	0	0	0	0	5,659,893
SEDA College WA Limited	WA	4,611,483	1,068,779	151,230	1,355	848,326	0	285,567	0	0	6,966,740
Servite College Council Inc	WA	11,186,363	946,042	16,215	35,145	1,336,010	0	0	0	0	13,519,775
Seventh-Day Adventist Schools (Western Australia) Ltd	WA	6,799,908	1,235,591	207,759	16,571	737,620	275,586	975,129	0	0	10,248,165
South Coast Baptist College Incorporated	WA	11,915,145	1,580,583	68,385	5,924	1,599,575	0	0	0	0	15,169,612
South Metropolitan Youth Link Inc	WA	3,331,870	5,976,903	194,378	0	1,109,458	0	263,393	377,721	0	11,253,723

Legal Name	State	Base	Students with disability	Aboriginal and Torres Strait Islander	Low English proficiency	Socio educational disadvantage	Location	Size	Prescribed circumstances ⁵	Special circumstances	Adjustments ⁶	Total Funding
South West Learning Community Association Inc	WA	624,102	141,562	5,254	0	75,175	0	198,573	0	0	0	1,044,666
Sowilo Community Inc.	WA	1,023,172	692,610	9,384	0	262,774	0	209,738	291,465	0	0	2,489,144
Spirit of Play Community School Inc	WA	939,456	76,200	10,021	0	46,957	169,856	164,619	0	0	0	1,407,109
St Andrews Grammar Incorporated	WA	7,004,188	248,066	0	27,728	596,819	0	0	0	0	0	7,876,801
St Hilda's Anglican School for Girls (Inc)	WA	3,346,308	460,723	28,936	10,373	133,998	0	0	0	0	0	3,980,338
St Mary's Anglican Girls School Inc	WA	6,112,359	915,138	123,646	3,797	419,198	0	0	0	0	0	7,574,138
St Stephen's School	WA	14,893,055	1,349,704	18,103	13,293	824,148	0	0	0	0	0	17,098,303
Swan Christian Education Association Inc.	WA	40,056,525	4,012,100	251,525	47,375	5,122,339	0	290,560	0	0	-92,541	49,687,883
Telethon Speech & Hearing	WA	1,407,235	1,327,046	7,459	1,984	47,782	0	189,586	613,172	0	0	3,594,264
The Anglican Schools Commission (Inc.)	WA	133,617,868	12,688,719	452,704	268,255	13,651,843	1,856,996	655,861	0	0	0	163,192,247
The Beehive Montessori School Inc	WA	992,243	270,078	2,208	0	12,322	0	175,405	12,672	0	0	1,464,928
The Bunbury Cathedral Grammar School Inc	WA	5,130,062	734,863	49,551	1,593	375,306	0	0	0	0	0	6,291,375
The Japanese School Council In Perth Limited	WA	217,293	4,329	0	0	4,274	0	181,905	0	0	0	407,801
The King's Educational Ministries Inc	WA	8,263,620	1,518,501	28,592	15,734	1,198,041	0	0	0	0	0	11,024,488
The Lake Joondalup Baptist College Inc.	WA	9,837,613	813,034	7,425	3,581	636,258	0	0	0	0	0	11,297,911
The Lance Holt Schools Council Inc	WA	612,995	13,152	2,227	0	9,760	0	164,619	0	0	0	802,753
The Margaret River Montessori School (Inc)	WA	1,262,816	469,632	10,016	0	66,532	12,719	180,533	25,000	0	0	2,027,249
The Moerlina School Inc	WA	286,346	87,265	0	0	5,558	0	164,619	0	0	0	543,788

Legal Name	State	Base	Students with disability	Aboriginal and Torres Strait Islander	Low English proficiency	Socio educational disadvantage	Location	Size	Prescribed circumstances ⁵	Special circumstances	Adjustments ⁶	Total Funding
The Montessori School, Kingsley, Inc	WA	1,364,757	187,512	2,272	3,798	51,020	0	186,373	0	0	0	1,795,732
The Perth Waldorf School Association Incorporated	WA	5,063,265	596,479	20,869	0	277,845	0	46,755	0	0	0	6,005,213
The Quintilian School Inc.	WA	367,432	190,397	0	2,094	6,026	0	164,619	0	0	0	730,568
The Silver Tree Steiner School Incorporated	WA	1,577,023	177,453	10,355	992	133,922	0	164,619	25,000	0	0	2,089,364
The Young Men's Christian Association of Western Australia Incorporated	WA	773,938	1,365,279	23,745	3,413	201,226	0	163,401	0	0	0	2,531,003
Thornlie Christian College (Inc)	WA	8,110,464	330,981	14,564	4,455	407,906	0	0	0	0	0	8,868,370
Tranby College (Inc)	WA	6,448,159	1,371,574	13,882	3,712	828,233	0	0	0	0	0	8,665,560
Village School Association Inc	WA	1,204,692	235,699	21,614	1,646	220,849	0	164,619	0	0	0	1,849,119
Wesley College	WA	6,181,881	908,877	171,993	1,617	303,526	0	0	0	0	0	7,567,894
West Coast Steiner School Inc	WA	1,526,316	142,505	2,149	0	71,927	0	164,619	0	0	0	1,907,516
Winthrop Baptist College Inc.	WA	8,794,694	177,481	13,386	3,838	729,842	0	0	0	0	0	9,719,241
Woodbury Boston Primary School Inc.	WA	751,565	39,457	10,438	0	89,479	153,842	164,619	22,000	0	0	1,231,400
Yakanarra (Aboriginal Corporation)	WA	214,405	4,384	257,286	0	107,202	316,442	195,811	28,543	0	0	1,124,074
Yallingup Steiner School	WA	1,116,574	81,002	22,269	0	76,498	35,430	164,619	0	0	0	1,496,392
Yiyili Aboriginal Community School	WA	452,644	241,310	493,296	2,743	191,754	520,463	207,674	68,956	0	0	2,178,840
Yunggora Association Incorporated	WA	882,712	39,180	1,059,253	83,178	434,824	798,641	138,830	24,413	0	0	3,461,030
TOTAL		12,736,529,896	2,079,929,391	231,887,276	36,353,107	1,415,969,602	327,255,402	259,986,312	70,157,628	25,552,619	-52,285,508	17,131,335,726

Source: Australian Government Department of Education (totals have been rounded to the nearest dollar so may not equal as figures).

04.

Table A4: Financial assistance to Non-Government Representative Bodies in 2023 (\$, exclusive of GST)

Name	State	Non-Government Reform Support	Choice and Affordability	Total funding
Association of Independent Schools of the ACT	ACT	461,000	455,966	916,966
Trustees for Catholic Education Office Archdiocese of Canberra & Goulburn	ACT	498,000	1,070,906	1,568,906
Catholic Schools NSW Limited	NSW	7,559,000	21,829,096	29,388,096
The Association of Independent Schools of New South Wales Limited	NSW	5,366,000	13,884,576	19,250,576
Catholic Church of the Diocese of Darwin Property Trust Inc	NT	150,000	732,986	882,986
Independent Schools of the Northern Territory Limited	NT	273,000	1,482,185	1,755,185
Independent Schools Queensland Ltd	QLD	3,317,000	9,845,351	13,162,351
The Corporation of the Roman Catholic Bishops of Queensland	QLD	4,452,000	16,218,817	20,670,817
Association of Independent Schools of South Australia	SA	1,454,000	2,782,644	4,236,644
South Australian Commission for Catholic Schools Inc	SA	1,390,000	4,441,815	5,831,815
Catholic Education Centre	TAS	458,000	1,654,602	2,112,602
Independent Schools Tasmania Inc	TAS	350,000	1,178,446	1,528,446
Catholic Education Commission of Victoria Limited	VIC	6,333,000	17,870,928	24,203,928
Independent Schools Victoria Ltd	VIC	3,820,000	9,372,975	13,192,975
Association of Independent Schools of WA Inc	WA	1,959,000	4,768,365	6,727,365
Catholic Education Western Australia Limited	WA	2,173,000	6,038,036	8,211,036
TOTAL		40,013,000	113,627,694	153,640,694

Source: Australian Government Department of Education (totals have been rounded to the nearest dollar so may not equal as figures).

Appendix B: Non-government Approved Authorities and number of schools represented by sector, and state and territory

Based on the collection of Financial Questionnaire data (that is self-reported by AAs) for their schools and collected by the Department, there were 908 AAs representing 2,920 non-government schools. Of these, 829 (91.3%) are single school AAs, with the remaining 79 (8.7%) representing multiple schools.

Almost all of the large AAs in terms of number of schools are in the Catholic sector and all the smaller AAs, including all single school AAs, are in the independent sector.

The Catholic sector accounts for around 57.9% and the independent sector accounts for 42.1% of the total number of non-government schools.

Table B1: Approved Authorities with 10 or more non-government schools

Approved Authority Name	Sector	Number of schools	% of total non-government schools
Catholic Schools NSW Limited	Catholic	546	18.7
Victorian Catholic Schools System	Catholic	499	17.1
The Corporation of the Roman Catholic Bishops of Queensland	Catholic	312	10.7
Catholic Education Western Australia Limited	Catholic	150	5.1
Catholic Education South Australia Schools System	Catholic	100	3.4
Tasmanian Catholic Education Office	Catholic	38	1.3
Lutheran Education South Australia Northern Territory and Western Australia Incorporated	Independent	33	1.1
Catholic Education Office ACT Schools System	Catholic	29	1.0
Queensland Lutheran Schools System	Independent	26	0.9
Lutheran Education VIC, NSW, TAS and ACT Ltd	Independent	19	0.7
Catholic Education Northern Territory Schools System	Catholic	18	0.6
Ecumenical Schools Australia	Independent	17	0.6
Anglican Schools Corporation	Independent	16	0.5
Western Australian Anglican Schools Commission	Independent	14	0.5
OneSchool Global NSW	Independent	12	0.4
Christian Community Ministries Ltd	Independent	12	0.4
Anglican Schools Queensland System	Independent	11	0.4

Source: Australian Government Department of Education.

04.

Table B2: Approved Authorities, number of non-government schools - by Sector

Sector	Approved Authorities		Schools	
	Number	%	Number	%
Catholic	8	0.9	1,692	57.9
Independent	900	99.1	1,228	42.1
Total	908	100.0	2,920	100.0

Source: Australian Government Department of Education.

There were 2,920 non-government schools, comprising the Catholic sector of 8 AAs representing 1,692 schools (or 57.9% of the total non-government schools). This compares to the independent sector with 900 AAs that represent 1,228 schools (or 42.1% of the total non-government sector).

Table B3 below shows the distribution of the total number of non-government schools and number of schools represented by AAs:

- Single school AAs represent 28.4% of non-government schools
- AAs with between 2 and 20 schools represent 12.3% of non-government schools
- AAs with between 21 and 100 schools represent 7.7% of non-government schools
- AAs with over 100 schools are in the Catholic sector and represent 51.6% of non-government schools.

Table B3: Distribution of Approved Authorities by the number of non-government schools represented

Group of school numbers	Approved Authorities		Schools	
	Number	%	Number	%
1 school only	829	91.3	829	28.4
2 to 20	70	7.7	358	12.3
21 to 100	5	0.6	226	7.7
100+	4	0.4	1,507	51.6
Total	908	100.0	2,920	100.0

Source: Australian Government Department of Education.

Table B4 provides information on the Catholic and independent schools by state and territory and proportion by jurisdiction. The Catholic sector has most of the non-government schools in almost all states and territories except in the Northern Territory, South Australia and Western Australia.

Table B4: Number of non-government schools - by State and Sector

State	Catholic		Independent		Total	
	Number	%	Number	%	Number	%
ACT	29	1.7	18	1.5	47	1.6
NSW	546	32.3	427	34.8	973	33.3
NT	18	1.1	25	2.0	43	1.5
QLD	312	18.4	236	19.2	548	18.8
SA	100	5.9	104	8.5	204	7.0
TAS	38	2.2	34	2.8	72	2.5
VIC	499	29.5	224	18.2	723	24.8
WA	150	8.9	160	13.0	310	10.6
Total	1,692	100.0	1,228	100.0	2,920	100.0

Source: Australian Government Department of Education.

04.

Appendix C: How is Australian Government funding for schools distributed according to need?

Australian Government recurrent funding for schools is based on the SRS. This funding is passed onto AAs who are responsible for the administration and operation of schools. For government schools, the AA is the relevant state or territory government. For non-government schools, the AA is the body corporate approved by the Minister for the school.

The Act recognises that AAs are best placed to understand the individual needs of their students and schools. AAs for more than one school are able to distribute the Commonwealth funding they receive among their schools in one of 2 ways:

- according to the SRS (under subsection 78(4) of the Act), or
- by choosing to redistribute that funding among its individual member schools according to their own needs-based funding arrangements (under subsection 78(5) of the Act).

AAs that redistribute funding in accordance with subsection 78(5) of the Act are known as Approved System Authorities and are required to make their needs-based funding arrangements publicly available and transparent.

Who are the Approved Authorities for more than one school?

Government Approved System Authorities (state and territory governments)

For government schools, the AA is the relevant state or territory government. All states and territory governments redistribute funding between their schools according to their own needs-based funding arrangements, as per subsection 78(5) of the Act.

Table C1: List of Government Approved System Authorities (state and territory governments)

System name	Needs-based funding arrangement
ACT Education Directorate	<i>Student Resource Allocation</i> www.education.act.gov.au/our-priorities/student-resource-allocation
Department for Education, Children and Young People, Tasmania	<i>Educational Adjustments funding model</i> www.decyp.tas.gov.au/learning/supporting-student-need
Department of Education New South Wales	<i>Resource Allocation Model</i> education.nsw.gov.au/about-us/strategies-and-reports/schools-funding/resource-allocation-model
Department of Education Northern Territory	<i>School Resourcing Model</i> education.nt.gov.au/statistics-research-and-strategies/increasing-school-autonomy/school-funding
Department of Education Queensland	<i>State Schools Resourcing Framework</i> alt-qed.qed.qld.gov.au/publications/management-and-frameworks/state-schools-resourcing-framework
Department for Education South Australia	<i>Resource entitlement statement (RES) funding information for schools and preschools</i> www.education.sa.gov.au/department/services-and-facilities/resource-entitlement-statement-res-funding-information-schools-and-preschools
Department of Education Victoria	<i>Student Resource Package</i> www2.education.vic.gov.au/pal/student-resource-package/policy
Department of Education Western Australia	<i>Student-centred funding model</i> www.education.wa.edu.au/funding-public-schools

Catholic Approved System Authorities

The following Catholic Approved System Authorities redistribute funding between members schools according to their own needs-based funding arrangement, as per subsection 78(5) of the Act.

Table C2: List of Catholic Approved System Authorities

System name	Needs-based funding arrangement
Catholic Education Archdiocese of Canberra and Goulburn	<i>Needs-based Funding Arrangement</i> cg.catholic.edu.au/about-us/news-publications/media-releases
Catholic Education Northern Territory	<i>Distribution of recurrent government funding</i> www.ceont.catholic.edu.au/about/policies-and-publications
Catholic Education South Australia	<i>Needs-based funding</i> www.cesa.catholic.edu.au/our-schools/school-funding
Catholic Education Tasmania	<i>Needs-based Funding Arrangement</i> catholic.tas.edu.au/catholic-education-commission-tasmania
Catholic Education Western Australia	<i>Recurrent Funding Allocation Model</i> www.cewa.edu.au/about-us/governance/funding
Catholic Schools NSW	<i>The needs-based funding arrangement for the NSW Catholic schools system</i> www.csnsw.catholic.edu.au/funding-of-nsw-catholic-schools-system/
Queensland Catholic Education Commission	<i>Queensland Catholic Education Commission's (QCEC) Group Funding Guidelines</i> qcec.catholic.edu.au In addition, each Diocese provides information on its own funding distribution: <ul style="list-style-type: none"> • Brisbane Catholic Education <i>Needs Based Resourcing Arrangements</i> www.bne.catholic.edu.au/aboutus/Pages/BCE-Policies.aspx • Catholic Education Diocese of Cairns <i>Needs Based Funding Arrangements</i> www.cns.catholic.edu.au/about/policies • Catholic Education Diocese of Rockhampton <i>Funding Distribution Arrangements</i> www.rok.catholic.edu.au/about-us/finance • Diocese of Toowoomba Catholic School <i>Sustainable Funding Distribution Framework</i> www.twb.catholic.edu.au/about-us/policies-and-publications/policies-procedures-and-guidelines • Townsville Catholic Schools <i>Needs Based Funding Arrangement for the Townsville Catholic Education Systemic Schools in the Diocese of Townsville</i> www.tsv.catholic.edu.au/school-financial-information
Victorian Catholic Education Authority Limited⁷	<i>Allocating government grants to Catholic schools in Victoria</i> vcea.catholic.edu.au/about-us/our-role/#government-funding

⁷ Updated name as at 15 December 2023. This entity was previously known as the Catholic Education Commission of Victoria Limited.

04.

Independent Approved System Authorities

The following Independent Approved System Authorities redistribute funding between member schools according to their own needs-based funding arrangement, as per subsection 78(5) of the Act.

Table C3: List of Independent Approved System Authorities

System name	Needs-based funding arrangement
Al Faisal College Limited	<i>Needs-Based Funding Distribution Arrangements for Al Faisal College Ltd System</i> afc.nsw.edu.au/policies.html
Albury Wodonga Community College Limited ('Indie' School)	<i>Indie School – Needs Based Funding Approach</i> indieschool.edu.au/policies
Anglican School Commission (Southern Queensland)	<i>Overview of Needs-Based Funding Distribution Principals</i> www.ascqld.org/asc-events/funding
Anglican Schools Commission (Western Australia, New South Wales and Victoria)	<i>Distribution of Commonwealth Recurrent Funding</i> www.ascschools.edu.au/about-us/governance/funding
Anglican Schools Corporation	<i>Distribution of government recurrent funding in Anglican Schools Corporation</i> www.tasc.nsw.edu.au/publications
Ecumenical Schools Australia	<i>Ecumenical School Needs Based Funding Agreement</i> www.es.edu.au/australian-education-act-2013
Lutheran Education South Australia, Northern Territory and Western Australia	<i>Needs-based Funding Distribution</i> lesnw.edu.au/policies
Lutheran Church of Australia Queensland District	leq.lutheran.edu.au/about-leq/about-us
Lutheran Church of Victoria, New South Wales and Tasmania	<i>Needs-Based Funding Distribution Principles</i> www.levnt.edu.au/download/needs-based-funding-distribution-principles
NT Christian Schools	<i>Overview of Needs-Based Funding Distribution Principles</i> www.ntchristianschools.com.au
Newcastle Anglican Schools Corporation	<i>Needs-Based Funding Distribution Principals</i> www.newcastleanglican.org.au/governance/policies
Seventh-Day Adventist Schools North NSW Limited	<i>SDA Schools (NNSW) Ltd – Needs-Based Funding Arrangement</i> www.nsw.adventist.edu.au/information
Seventh-Day Adventist Schools South Queensland Limited	<i>Seventh-day Adventist Schools (South Queensland) Ltd Needs-based Funding Arrangement</i> sq.adventist.org.au/ministries/education
Seventh-Day Adventist Schools (South New South Wales) Limited	<i>Commonwealth recurrent grant implementation policy</i> www.snswadventist.org/education
Seventh-Day Adventist Schools Victoria Limited	<i>Redistribution of Commonwealth Recurrent School Funding</i> asv.vic.edu.au/about-us/commonwealth-funding
St Philip's Christian Education Foundation Limited	<i>St Phillips Christian Education Foundation Needs – Based Funding Arrangement</i> www.spcc.nsw.edu.au/our-story/policies
Swan Christian Education Association	<i>Needs-Based Funding Allocation Model</i> www.scea.wa.edu.au/our-policies

04.

Appendix D: Methodology applied for reporting on financial assistance paid to the schools sector

Methodology applied and sources of data

The data for this report was sourced from the department's internal data systems. Specifically, data was collated from the financial acquittal database, and then compared with data that was used to prepare payments to state and territory treasuries. Quality assurance was also performed using actual payments made through the department's payment system.

The table below provides a summary of the funding types that have been included in the report.

Table D1: Payment types under the *Australian Education Act 2013*

Recurrent funding

Section Payable	Funding Type	2023
s.25	Paid under the <i>Australian Education Act 2013</i>	✓

Prescribed circumstances

Section Payable	Funding Type	2023
s.69B	ACT Adjustment Assistance (Adjustment assistance for ACT non-government schools)	✓
s.69B	Additional support for Northern Territory government schools	✓
s.69A	Schools Upgrade Fund - Targeted Round School Upgrades	✓
s.69A	Adjustment funding for highly disadvantaged Independent school students	✓

Special circumstances

Section Payable	Funding Type	2023
s.69(1)	South Australian Non-Government Schools – one off transition assistance	✓
s.69	Other special circumstances payments	✓

Capital funding

Section Payable	Funding Type	2023
s.67(2)	Capital Grants Program	✓
s.67(1)	Building Boarding Schools on Country	✓

Non-Government Representative Bodies

Section Payable	Funding Type	2023
s.30	Non-Government Reform Support Fund	✓

Choice and Affordability

Section Payable	Funding Type	2023
s.30	Choice and Affordability Fund	✓

Key: ✓ paid under the Act.





Find us at [education.gov.au](https://www.education.gov.au)