

s 22

From: s 22
Sent: November 2023 12:33 PM
To: s 22
Cc: s 22
Subject: FW: Meeting with DoE & JSA on ECEC this afternoon [SEC] ECCS - Early Childhood Capacity Study; s 22

Hi s 22 and all


Thanks for your discussion yesterday. Information on the data we will be able to supply you and the steps we need to take to supply it are provided in the table below.







Based on the data listed in the attachments, we will proceed with drafting Public Interest Certificates and s 42 s 42. The standard timeframe for our legal area to s 42 is 10 days. We will not include any information classified as personal or sensitive at this stage, unless a case for requiring that information is made.

Please let us know if you require any further information.

Regards

s 22

Dataset	Notes	Attachment (s)
Child level Child Care Subsidy data	<ul style="list-style-type: none"> Covers all children with a CRN. Records where the child CRN is unknown are removed, consistent with the department's reporting approach in the Child Care Subsidy data report. Data is aggregated to a child level, with each record representing one week of child care usage. Where a child attends more than one service in a week, they will have more than record. A full list of the data items that are planned to be supplied are attached. The metadata includes information on proposed income bands. The dataset includes protected information about services and individuals. A Public Interest Certificate (PIC) is required to authorise the disclosure of the information outside the Department of Education and puts conditions on how the data is used and reported. The dataset does not include information that is classified as personal or sensitive (such as child's date of birth, reported estimated income (not in bands) and Indigenous flags). If this data is required, a Privacy Threshold Assessment (PTA) will need to be completed and depending on the outcome of the PTA, a Privacy Impact Assessment may also need to be completed. A data sharing agreement will also likely need to be completed to ensure conditions of use of the data are clear. CCS data will cover the period 31 December 2018 –2 July 2023. CCS data is unavailable for the duration of the COVID-19 relief package (April to mid-July 2020). The obligation on services to report attendances was introduced from January 2019. The first quarter to reflect full attendance reporting is June quarter 2019. Child age is calculated as at 30 June of the financial year in which the session of care takes place. Where weekly sessions cross over two financial years, such sessions are allocated to the financial year in 	 JSA - Definitions and metadata...

<p>Service level Child Care Subsidy data</p>	<p>which the week end date falls.</p> <ul style="list-style-type: none"> • The service level CCS file includes information on the location, operational status and children accessing services (by age and Indigenous status). • The Service National Law Number can be used to link the data to the ACECQA register data. • The file includes provider partner and service partner IDs which are unique identifiers (anonymised versions of CRN) and also appear in the weekly child-level dataset. These can be used to calculate price per hour charged and the number of unique families serviced. • The CCS and National Law approvals information in this report is a snapshot as at the report date. It shows the start date of the approval status in effect as at the report date. It does not provide historical approval statuses for those providers and services that have had changes in status. • For FDC and IHC the service physical address is not the location where the care takes place. FDC and IHC may take place in a different state/territory to the physical address of the service. 	
<p>National Workforce Census data</p>	<ul style="list-style-type: none"> • A copy of the data dictionaries for 2016 and 2021 National Workforce Census and the 2021 Census Instrument are attached. • The information at this level is protected information under Family Assistance Law and requires a PIC to be completed before it can be provided to JSA. • The data must also be used in line with the NWC Data Protocol (also attached). 	 NWC 2021 - Workers data co...  ECEC NWC 2016_data dictio...  NWC 2021 - Services data co...  2021 ECEC NWC Data Protocol.p...  2021 ECEC NWC Census Instrume...
<p>Historic child care data</p>	<ul style="list-style-type: none"> • As discussed in the meeting, attached is a spreadsheet covering the period September quarter 2021 to June Quarter 2018. 	 MASTER TIME SERIES -Summa...

From: s 22

Sent: Wednesday, November 15, 2023 4:23 PM

To: s 22

Subject: FW: Meeting with DoE & JSA on ECEC this afternoon [SEC=PROTECTED]

PROTECTED

PROTECTED

From: s 22
Sent: Wednesday, November 15, 2023 11:00 AM
To: s 22
s 22

Cc: s 22
ECCS - Early Childhood Capacity Study^{s 47E}
Subject: Meeting with DoE & JSA on ECEC this afternoon [SEC=PROTECTED]

PROTECTED


Hi all,

Hope you're all having a good week. I'd be very grateful if this could be forwarded to relevant people.

Today's session will hopefully be a fairly short one. Hoping to cover the following items:

1. Updated ToR & CP ([attached](#)) to be published on Monday 20 Nov
→ Grateful if attendees could review the CP in the coming week and we will focus on topic areas.
2. Grateful for DoE's views on ECEC study to align terminologies with ACECQA, which is slightly different from DoE's website (e.g. DoE: Centre Based Day Care, ACECQA: Long Day Care Service).
3. High-level report structure [attached](#) for your visibility. This and the CP will guide discussions with DoE over the coming weeks. We will focus on bedding down Section 1 chapters as a priority.
4. Grateful for any updates on access to data items already requested and discussed (email [attached](#)).
5. Grateful if access to MYEFO ECEC service provision estimates + methodology could be facilitated as a priority. As discussed, we would use these as an initial baseline.
6. Grateful if comprehensive CCS data could be provided from 2010, noting the series break, to ensure we are consistent in analysis with how DoE has treated the break in time series analysis. At the moment, s 22 is manually constructing a historical series from quarterly reports.
7. I'll also provide an update on Cabinet processes and HumanAbility's forum next week & JSA's engagement.

s 22

Early Childhood Capacity Study | Workforce Futures Branch
Jobs and Skills Australia
 s 22
jobsandskills.gov.au

Making flexibility work - if you receive an email from me outside of normal business hours, I'm sending it at a time that suits me. Unless I reach out to you via phone or text, I'm not expecting you to read or reply until normal business hours.

PROTECTED

Table 1 Child level Child Care Subsidy data – weekly data (excluding sensitive data)

#	Variable	Type	Len	Format	Definition
1	weekend_date	Num	8	DATE9.	Last day of the calendar week to which the record relates (always a Sunday)
2	financial_year	Num	8	11	Financial year in which the sessions of care take place
3	service_type	Char	4	\$4.00	Child care service type: • CBDC=Centre Based Day Care, • OSHC=Outside School Hours Care, • FDC=Family Day Care, • IHC=In Home Care
4	service_name	Char	81	\$81.00	Service name
5	customer_partner	Char	20	\$20.00	Anonymised unique identifier of the customer (e.g. parent or guardian of child in approved care). This is an alternative to CRN.
6	child_partner	Char	20	\$20.00	Anonymised unique identifier of the child. This is an alternative to CRN.
7	partner_partner	Char	10	\$10.00	Anonymised unique identifier of the customer's partner (where applicable). This is an alternative to CRN.
8	service_partner	Char	10	\$10.00	Anonymised unique identifier of the service. This is an alternative to CRN.
9	provider_partner	Char	10	\$10.00	Anonymised unique identifier of the provider. This is an alternative to CRN.
10	session_day_num	Num	8	11	Number of days in the week with one or more sessions
11	session_care_num	Num	8	11	Number of sessions in the week
12	customer_activity_hours	Num	8	20.2	The total hours of 'recognised activity' undertaken each fortnight by the customer
13	partner_activity_hours	Num	8	20.2	The total hours of 'recognised activity' undertaken each fortnight by the customer's partner (where applicable)
14	family_activity_hours	Num	8	20.2	The total hours of 'recognised activity' undertaken each fortnight by the main parent/carer OR the partner whichever is the smallest
15	charged_fees	Num	8	20.2	Total fees charged for the week (before subsidy)
16	charged_hours	Num	8	20.4	Total hours for which fees are charged for the week
17	attended_hours	Num	8		Number of hours in the week the child attended
18	allowed_hours	Num	8	20.4	Maximum hours of subsidised care to which the family is entitled per fortnight
19	absence_usage	Num	8	19	Number of sessions of care in the week that the child was absent. This is not necessarily the same as absence days because children may be recorded as absent for more than one session in a single day
20	ccs_usage	Num	8	20.4	Total hours of care attracting CCS in a week
21	accs_usage	Num	8	20.4	Total hours of care attracting ACCS in a week
22	annual_ccs_cap_usage	Num	8	20.4	Part of subsidy that counts towards the annual cap - note the annual cap was removed from 10 December 2021
23	ccs	Num	8	20.4	Estimated weekly CCS entitlements
24	ccs_withheld	Num	8	20.4	CCS withheld
25	accs_type	Char	13		ACCS payment type
26	accs	Num	8	20.4	Estimated weekly ACCS entitlements
27	estimated_family_income_1	Char	34		Estimated annual family income - by CCS taper bands (refer to Income bands worksheet)
28	estimated_family_income_2	Char	34		Estimated annual family income - by standard ABS bands (refer to Income bands worksheet)
29	estimated_family_income_3	Char	34		Estimated annual family income - by CBDC deciles (refer to Income bands worksheet)
30	child_age	Num	8		Child's age calculated as at 30 June of the relevant financial year
31	customer_SA2_MAINCODE	Num	8	BEST9.	Geospatial information based on customer home address
32	customer_SA2_NAME	Char	43	\$CHAR43.	Geospatial information based on customer home address
33	customer_LGA_MAINCODE	Num	8	BEST5.	Geospatial information based on customer home address
34	customer_LGA_NAME	Char	37	\$CHAR37.	Geospatial information based on customer home address
35	distance_home_to_service	Char	19		Distance between the coordinates of the child/customer's home and the coordinates of the service's physical address (which is Head Office for FDC and IHC)

Estimated Family Income bands

estimated_family_income_1	estimated_family_income_2	estimated_family_income_3
Estimated annual family income - by CCS taper bands for 2022-23 CCS year	Estimated annual family income - by standard ABS census bands	Estimated annual family income - by CBDC deciles based on 2022-23 FY
'01: \$0 to less than \$72,466'	'01: \$0 to less than \$7,800'	'01: \$0 to less than \$40,000'
'02: \$72,466 to less than \$177,466'	'02: \$7,800 to less than \$15,600'	'02: \$40,000 to less than \$65,500'
'03: \$177,466 to less than \$256,756'	'03: \$15,600 to less than \$20,800'	'03: \$65,500 to less than \$94,000'
'04: \$256,756 to less than \$346,756'	'04: \$20,800 to less than \$26,000'	'04: \$94,000 to less than \$119,500'
'05: \$346,756 to less than \$356,756'	'05: \$26,000 to less than \$33,800'	'05: \$119,500 to less than \$141,000'
'06: \$356,756 and greater'	'06: \$33,800 to less than \$41,600'	'06: \$141,000 to less than \$164,000'
'98: Missing'	'07: \$41,600 to less than \$52,000'	'07: \$164,000 to less than \$189,156'
	'08: \$52,000 to less than \$65,000'	'08: \$189,156 to less than \$220,975'
	'09: \$65,000 to less than \$78,000'	'09: \$220,975 to less than \$274,569'
	'10: \$78,000 to less than \$91,000'	'10: \$274,569 and greater'
	'11: \$91,000 to less than \$104,000'	'98: Missing'
	'12: \$104,000 to less than \$156,000'	
	'13: \$156,000 to less than \$182,000'	
	'14: \$182,000 and greater'	
	'98: Missing'	

Distance Home to Service Bands

distance home to service
Distance home to service - km between coordinates of child's service (or Head Office for FDC or IHC) and the child/customer's home coordinates
'01: 0.5km or closer'
'02: > 0.5km - 1km'
'03: > 1km - 2km'
'04: > 2km - 3km'
'05: > 3km - 5km'
'06: > 5km - 10km'
'07: > 10km - 20km'
'08: > 20km - 50km'
'09: > 50km - 100km'
'10: > 100km'
'99: missing'

Table 2 Service level Child Care Subsidy data

# Variable	Type	Len	Format	Definition
1 provider_name	Char	116	SCHAR116.	Provider name
2 legal_entity	Char	2	SCHAR2.	Provider legal entity code
3 legal_entity_desc	Char	29	SCHAR29.	Provider legal entity description
4 provider_partner	Char	10	SCHAR10.	Anonymised unique identifier of the provider
5 provider_ccs_status	Char	9	SCHAR9.	Provider Child Care Subsidy (CCS) status
6 provider_ccs_start	Num	8	DATE9.	Provider CCS status start date (date of effect for provider_ccs_status)
7 provider_address_line_1	Char	43	SCHAR43.	Provider physical address line 1
8 provider_address_line_2	Char	50	SCHAR50.	Provider physical address line 2
9 provider_suburb_name	Char	23	SCHAR23.	Provider physical address suburb
10 provider_postcode	Char	4	SCHAR4.	Provider physical address postcode
11 provider_state_code	Char	3	SCHAR3.	Provider physical address state or territory
12 for_profit_flag	Char	1	SCHAR1.	Flag indicating 'for-profit' status of the provider: • Y=for profit org • N=non-profit org
13 charity_flag	Char	1	SCHAR1.	Flag indicating 'charity' status of the provider: • Y=for charity • N=not charity
14 provider_nlnum	Char	11	SCHAR11.	Provider national law number
15 provider_nl_status	Char	23	SCHAR23.	Provider national law status
16 provider_nl_start	Num	8	DATE9.	Provider national law status start date (date of effect for provider_nl_status)
17 service_name	Char	114	SCHAR114.	Service commercial business name.
18 service_care_type	Char	4		Child care service type: CBC=Centre Based Day Care, OSH=Outside School Hours Care, FDC=Family Day Care, IHC=In Home Care
19 service_partner	Char	10	SCHAR10.	Anonymised unique identifier of the service
20 service_ccs_status	Char	9	SCHAR9.	Service CCS Status
21 service_ccs_start	Num	8	DATE9.	Service CCS status start date (date of effect for service_ccs_status)
22 service_ccs_end	Num	8	DATE9.	Service CCS status end date (end date for service_ccs_status)
23 service_nlnum	Char	11	SCHAR11.	Service National Law Number
24 service_nl_status	Char	23	SCHAR23.	Service National Law Status
25 service_nl_start	Num	8	DATE9.	Service National Law status start date (date of effect for service_nl_status)
26 service_nl_end	Num	8	DATE9.	Service National Law status end date (end date for service_nl_status)
27 service_address_line_1	Char	50	SCHAR50.	Service physical address line 1
28 service_address_line_2	Char	50	SCHAR50.	Service physical address line 2
29 service_suburb_name	Char	30	SCHAR30.	Service physical address suburb
30 service_postcode	Char	4	SCHAR4.	Service physical address postcode
31 service_state_code	Char	3	SCHAR3.	Service physical address state or territory
32 service_lat	Num	8	BEST12.	Service address latitude coordinates.
33 service_long	Num	8	BEST12.	Service address longitude coordinates.
34 RA_CODE_2021	Char	2	SCHAR2.	Service Remoteness Area code.
35 RA_NAME_2021	Char	25	SCHAR25.	Service Remoteness Area name.
36 LGA_CODE_2021	Char	5	SCHAR5.	Service Local Government Area (LGA) code. A code set representing an approximation of gazetted local government boundaries as defined by each State and Territory Local Government Department.
37 LGA_NAME_2021	Char	30	SCHAR30.	Service Local Government Area (LGA) region name
38 ELECT_DIV_2018	Char	15	SCHAR15.	Service address Federal electoral division.
39 ELECT_DIV_2021	Char	15	SCHAR15.	Service address Federal electoral division.
40 SA1_MAINCODE_2021	Num	8	BEST12.	Service address Statistical area level 1 (SA1) code. A code set representing a geographical area aggregated from whole Mesh Blocks.
41 SA2_MAINCODE_2021	Num	8	BEST12.	Service address Statistical area, level 2 (SA2) code. A code set representing a medium-sized general purpose area aggregated from whole Statistical areas level 1 (SA1s).
42 SA2_NAME_2021	Char	45	SCHAR45.	Service address Statistical area, level 2 (SA2) region name.
43 SA3_CODE_2021	Num	8	BEST12.	Service Statistical area, level 3 (SA3) code.
44 SA3_NAME_2021	Char	36	SCHAR36.	Service Statistical area, level 3 (SA3) region name

100	count_children_svc_Jun2019	Num	8	Count on children in the service in the last 4 weeks of June in the FY (weeks ending on Sunday: 09Jun2019, 16Jun2019, 23Jun2019, 30Jun2019)
101	_0_yrs_Jun2019	Num	8	Count on children aged 0 years, as at 30 Jun 2019, in the service during the last 4 weeks of June (weeks ending on Sunday: 09Jun2019, 16Jun2019, 23Jun2019, 30Jun2019)
102	_1_yrs_Jun2019	Num	8	Count on children aged 1 years, as at 30 Jun 2019, in the service during the last 4 weeks of June (weeks ending on Sunday: 09Jun2019, 16Jun2019, 23Jun2019, 30Jun2019)
103	_2_yrs_Jun2019	Num	8	Count on children aged 2 years, as at 30 Jun 2019, in the service during the last 4 weeks of June (weeks ending on Sunday: 09Jun2019, 16Jun2019, 23Jun2019, 30Jun2019)
104	_3_yrs_Jun2019	Num	8	Count on children aged 3 years, as at 30 Jun 2019, in the service during the last 4 weeks of June (weeks ending on Sunday: 09Jun2019, 16Jun2019, 23Jun2019, 30Jun2019)
105	_4_yrs_Jun2019	Num	8	Count on children aged 4 years, as at 30 Jun 2019, in the service during the last 4 weeks of June (weeks ending on Sunday: 09Jun2019, 16Jun2019, 23Jun2019, 30Jun2019)
106	_5_yrs_Jun2019	Num	8	Count on children aged 5 years, as at 30 Jun 2019, in the service during the last 4 weeks of June (weeks ending on Sunday: 09Jun2019, 16Jun2019, 23Jun2019, 30Jun2019)
107	_6_yrs_Jun2019	Num	8	Count on children aged 6 years, as at 30 Jun 2019, in the service during the last 4 weeks of June (weeks ending on Sunday: 09Jun2019, 16Jun2019, 23Jun2019, 30Jun2019)
108	_7_yrs_Jun2019	Num	8	Count on children aged 7 years, as at 30 Jun 2019, in the service during the last 4 weeks of June (weeks ending on Sunday: 09Jun2019, 16Jun2019, 23Jun2019, 30Jun2019)
109	_8_yrs_Jun2019	Num	8	Count on children aged 8 years, as at 30 Jun 2019, in the service during the last 4 weeks of June (weeks ending on Sunday: 09Jun2019, 16Jun2019, 23Jun2019, 30Jun2019)
110	_9_yrs_Jun2019	Num	8	Count on children aged 9 years, as at 30 Jun 2019, in the service during the last 4 weeks of June (weeks ending on Sunday: 09Jun2019, 16Jun2019, 23Jun2019, 30Jun2019)
111	_10_yrs_Jun2019	Num	8	Count on children aged 10 years, as at 30 Jun 2019, in the service during the last 4 weeks of June (weeks ending on Sunday: 09Jun2019, 16Jun2019, 23Jun2019, 30Jun2019)
112	_11_yrs_Jun2019	Num	8	Count on children aged 11 years, as at 30 Jun 2019, in the service during the last 4 weeks of June (weeks ending on Sunday: 09Jun2019, 16Jun2019, 23Jun2019, 30Jun2019)
113	_12_yrs_Jun2019	Num	8	Count on children aged 12 years, as at 30 Jun 2019, in the service during the last 4 weeks of June (weeks ending on Sunday: 09Jun2019, 16Jun2019, 23Jun2019, 30Jun2019)
114	_13plus_yrs_Jun2019	Num	8	Count on children aged 13 years and over, as at 30 Jun 2019, in the service during the last 4 weeks of June (weeks ending on Sunday: 09Jun2019, 16Jun2019, 23Jun2019, 30Jun2019)
115	count_indig_children_Jun2019	Num	8	Count on Indigenous children in the service in the last 4 weeks of June (weeks ending on Sunday: 09Jun2019, 16Jun2019, 23Jun2019, 30Jun2019)
116	Prop_indig_children_2019	Num	8	Proportion on Children in the service in the last 4 weeks of June that are Indigenous (weeks ending on Sunday: 09Jun2019, 16Jun2019, 23Jun2019, 30Jun2019)

Data file notes

Job number: SRC2486	File name: src2486_nwc_workers_weighted.sas7bdat
----------------------------	---

1. Overview

This represents a final stand alone Worker dataset for the 2021 National Workforce Census. Dataset includes 233,058 cases without coding added to data.

2. Survey Background

The National Workforce Census is conducted by the Social Research Centre on behalf of the Department of Education, Skills and Employment, and provides detailed information about the early childhood and child care workforce in child care services in Australia.

The primary data collection method is via an online survey. Excel based submission form was used as an alternative data submission method for grouped services data managers and key contacts along with services with high numbers of staff members.

3. File Status

File format
File status
Coded data
Number of variables
Weighting variable
Unique ID variable
Date produced

Other
Final
No
141
weight1w / weight2w
WID
12-Jul

SAS

4. Comments on variables, data

This file represents a weighted final Workers data file for 2021 National Workforce Census, and has been prepared as per the 2016 NWC Services data file (variables not required in 2021 have been removed)

Data Dictionary

Variable	Variable Label	Value	Value Label
WID	Worker ID		
service_type	Service - Service type	2 3 6 9 10	Family day care (FDC) In home care (IHC) OSHC services (vacation care offering) OSHC services (before and/or after school offering) Centre based day care (CBDC)
service_partner_ID	Service - Service unique reference number		
service_state	Service - State of service	1 2 3 4 5 6 7 8	NSW VIC QLD SA WA TAS NT ACT
PreSch_Deliver	C1. Any workers in service deliver or assist in delivering an in-house program	1 2 3	Yes No Don't know
PreSch_Hours	C1a. How many hours of in-house program were delivered by this service?	999	Don't know
PreSch_HowDelivered	C1b. How is the in-house program delivered in this service?	1 2 3 4 999	Mainly in person by a qualified ECT Mainly by early childhood educators, with supervision from a qualified ECT who is onsite Mainly by early childhood educators with remote (e.g. online) support from a qualified ECT Other Not answered
Curric_NEYLF	C2. Is the in-house program based on a specific curriculum or framework? Early Years Learning Framework	0 1	No Yes
Curric_StatT	C2. Is the in-house program based on a specific curriculum or framework? State / Territory curriculum or framework	0 1	No Yes
Curric_Other	C2. Is the in-house program based on a specific curriculum or framework? Other curriculum or framework	0 1	No Yes
Curric_None	C2. Is the in-house program based on a specific curriculum or framework? - No	0 1	No Yes
Curric_DK	C2. Is the in-house program based on a specific curriculum or framework? - Don't know	0 1	No Yes
C4_new2021	C3. Highest level of relevant educational qualification of the staff member who was responsible for face-to-face delivery of the program	1 2 3 4 5 6 7 8 9 10 11 12 999	Post graduate degree Graduate diploma or graduate certificate Bachelor degree honours Bachelor degree pass (4 yrs or equivalent) Bachelor degree pass (3 yrs or equivalent) Advanced diploma Diploma Certificate level IV Certificate level III Certificate level I or II Other certificate Qualification unknown Not answered
C5A_1	C4a. Number of children enrolled in in-house program - 3 to less than 4 years		
C5A_2	C4a. Number of children enrolled in in-house program - 4 to less than 5 years		
C5A_3	C4a. Number of children enrolled in in-house program - 5 to less than 6 years		
C5A_4	C4a. Number of children enrolled in in-house program - 6 years or over		
c5a_total	C4a. Number of children enrolled in in-house program - total		
C5B_1	C4b. Number of children attended program during reference week - 3 to less than 4 years		
C5B_2	C4b. Number of children attended program during reference week - 4 to less than 5 years		
C5B_3	C4b. Number of children attended program during reference week - 5 to less than 6 years		
C5B_4	C4b. Number of children attended program during reference week - 6 years or over		
c5b_total	C4b. Number of children attended program during reference week - total		
C5D_1	C4c. Number of enrolled children require additional assistance - 3 to less than 4 years		
C5D_2	C4c. Number of enrolled children require additional assistance - 4 to less than 5 years		
C5D_3	C4c. Number of enrolled children require additional assistance - 5 to less than 6 years		
C5D_4	C4c. Number of enrolled children require additional assistance - 6 years or over		
c5d_total	C4c. Number of enrolled children require additional assistance - total		
PRIMARY_orig	Number of Primary Contact Staff - from Registration / Service data		
OTHER_CON_orig	Number of Other Contact Staff - from Registration / Service data		
MGMT_ADMIN_orig	Number of Management / Admin Staff - from Registration / Service data		
OTHER_orig	Number of Other / Support Staff - from Registration / Service data		
TOTAL_orig	Total number of Staff - from Registration / Service data		
CON_TOTAL_orig	Total number of Contact Staff - from Registration / Service data		
OTH_TOTAL_orig	Total number of Non-contact Staff - from Registration / Service data		
PRIMARY	Number of Primary Contact Staff - from Worker data		
OTHER_CON	Number of Other Contact Staff - from Worker data		
MGMT_ADMIN	Number of Management / Admin Staff - from Worker data		
OTHER	Number of Other / Support Staff - from Worker data		
TOTAL	Total number of Staff - from Worker data		
CON_TOTAL	Total number of Contact Staff - from Worker data		
OTH_TOTAL	Total number of Non-contact Staff - from Worker data		
FDC_Ratio	Ratio of reported contact workers compared to DESE records - derived		
Contact_Ratio	Contact workers to children ratio - derived	-99	Unable to establish
worker_diff	Flag records with a large difference between original and file staff numbers	0 1	No large difference Large difference between original and file staff number
FDC_ratio_flag	Flag records with a FDC contact ratio of below 2 or above 10	0 1	FDC contact ratio between 2-10 FDC ratio too small or large
StaffAge	D2a. Age of worker	999	Not answered
age_grp	Age group - derived from StaffAge	1	15-19

		2 20-24
		3 25-29
		4 30-34
		5 35-39
		6 40-44
		7 45-49
		8 50-54
		9 55 and over
		999 Not answered
Sex	D2b. Gender of worker	1 Male
		2 Female
		3 Other / Non-binary
		999 Not answered
emp_paid	D3. Work paid or unpaid	1 Paid
		2 Unpaid
		999 Not answered
wage_v_award	D3a. Worker's wage compared to the award rate for their position	1 They are paid at the award rate
		2 They are paid up to 10 per cent above the award
		3 They are paid between 10 and 25 per cent above the award
		4 They are paid more than 25 per cent above the award
		5 Don't know
		999 Not answered
weekly_wage	D3b. Weekly wages of worker	1 \$3,000 or more per week (\$156,000 or more per year)
		2 \$2,000 - \$2,999 per week (\$104,000 to \$155,999 per year)
		3 \$1,750 - \$1,999 per week (\$91,000 to \$103,999 per year)
		4 \$1,500 - \$1,749 per week (\$78,000 to \$90,999 per year)
		5 \$1,250 - \$1,499 per week (\$65,000 to \$77,999 per year)
		6 \$1,000 - \$1,249 per week (\$52,000 to \$64,999 per year)
		7 \$800 - \$999 per week (\$41,600 to \$51,999 per year)
		8 \$650 - \$799 per week (\$33,800 to \$41,599 per year)
		9 \$500 - \$649 per week (\$26,000 to \$33,799 per year)
		10 \$400 - \$499 per week (\$20,800 to \$25,999 per year)
		11 \$300 - \$399 per week (\$15,600 to \$20,799 per year)
		12 \$150 - \$299 per week (\$7,800 to \$15,599 per year)
		13 \$1 - \$149 per week (Less than \$7,800 per year)
		14 Don't know
		999 Not answered
emp_type	D4. Main type of work	1 Primary contact
		2 Other contact
		3 Management / Administration only
		4 Other work
		999 Not answered
all_roles_new2021_Principal	D4a_1. Principal / director / coordinator / educational leader	0 No
		1 Yes
		999 Not answered
all_roles_new2021_GroupLeader	D4a_2. Group leader	0 No
		1 Yes
		999 Not answered
all_roles_new2021_ECT	D4a_3. Early childhood teacher	0 No
		1 Yes
		999 Not answered
all_roles_new2021_FDCIHC	D4a_4. Family Day Care or In-Home Care educator / assistant	0 No
		1 Yes
		999 Not answered
all_roles_new2021_Assistant	D4a_5. Assistant / aide	0 No
		1 Yes
		999 Not answered
all_roles_new2021_OthContact	D4a_6. Other contact worker (e.g. dance teacher, music therapist, disability support worker, librarian or speech therapist)	0 No
		1 Yes
		999 Not answered
all_roles_new2021_NonContact	D4a_7. Non-contact worker	0 No
		1 Yes
		999 Not answered
emp_role_new2021	D5. Main role	1 Principal / director / coordinator / educational leader
		2 Group leader
		3 Early childhood teacher
		4 Family Day Care or In-Home Care educator / assistant
		5 Assistant / aide
		6 Other contact worker (e.g. dance teacher, music therapist, disability support worker, librarian or speech therapist)
		7 Non-contact worker
		999 Not answered
DeliveryTime	D6. Hours in total spent in face-to-face delivery of the in-house kindergarten/preschool program	997 Not applicable / Did not deliver
		999 Not answered
emp_sta_new2021	D7. Employment status	1 Employee of this service
		2 Employee of a government body / agency (other than this service)
		3 Employee of a private or independent body
		4 Employee of an agency contracted to provide staff
		5 Employee of another organisation
		6 Owner manager / self employed
		7 Independent contractor
		8 Volunteer / student or other unpaid worker
		9 Not stated
emp_term	D8. Employment arrangements/terms	1 Permanent – full time
		2 Permanent – part time
		3 Fixed term contract
		4 Casual – full time
		5 Casual – part time
		6 Not an employee
		999 Not answered
emp_term_cat	D8. Employment arrangements/terms - categories	1 Permanent (Full-time/Part-time)
		2 Fixed term contract
		3 Casual (Full-time/Part-time)
		4 Not an employee
		999 Not answered
work_tm	D9. Actual hours worked	999 Not answered
yrs_exp	D10. Years of experience in early childhood and care sector	999 Not answered
yrs_emp	D11. Years of experience with this service	999 Not answered
yrs_con	D12. Years as a contact worker with this service	997 Not applicable – No contact work experience with this service
		999 Not answered
high_qual	D13. Field of highest completed qualification	1 Teaching (early childhood related)
		2 Teaching (primary)
		3 Teaching (other)

		4 Child care
		5 Nursing (including mothercraft nursing)
		6 Other human welfare studies and services
		7 Behavioural science
		8 Other early childhood education and care related qualification
		9 Other qualification not in relevant field
		10 No qualification
		11 Qualification unknown
		999 Not answered
highattain_new2021	D14. Highest level of relevant qualification	1 Post graduate degree
		2 Graduate diploma or graduate certificate
		3 Bachelor degree honours
		4 Bachelor degree pass (4 yrs or equivalent)
		5 Bachelor degree pass (3 yrs or equivalent)
		6 Advanced diploma
		7 Diploma
		8 Certificate level IV
		9 Certificate level III
		10 Certificate level I or II
		11 Other certificate
		12 No qualifications in relevant field
		13 Qualification unknown
		999 Not answered
highattain_strd_cat	D14. Highest level of relevant qualification - categories	1 Bachelor Degree and above
		2 Diploma, Advanced Diploma
		3 Certificate III and IV
		4 Below Certificate III
		5 No qualifications in relevant field
		6 Unknown qualification
		999 Not answered
studying	D15. Currently enrolled in studying for qualification	1 Yes
		2 No
		999 Not answered
Studying_fields_new2021	D16. Currently fields that enrolled in studying for qualification	1 Teaching (early childhood related)
		2 Teaching (primary)
		3 Teaching (other)
		4 Child care
		5 All other fields
		6 Field unknown
		999 Not answered
Studying_levels	D17. Currently level that enrolled in studying for qualification	1 Bachelor degree or higher
		2 Advanced diploma or Diploma
		3 Certificate IV
		4 Certificate III
		5 Certificate I, II or other certificate
		6 Level unknown
		999 Not answered
Train_MgmtHR	D18. Management, Human Resource Management or Supervision Leadership or Ethics Training	0 No
		1 Yes
		999 Not answered
Train_Fin	D18. Financial or risk management training	0 No
		1 Yes
		999 Not answered
Train_Peda	D18. Training to strengthen pedagogy or practice	0 No
		1 Yes
		999 Not answered
Train_CultDiv	D18. Inclusion training to support cultural diversity	0 No
		1 Yes
		999 Not answered
Train_SpcNeeds	D18. Inclusion training to support children with disabilities and additional needs	0 No
		1 Yes
		999 Not answered
Train_ATSI	D18. Aboriginal or Torres Strait Islander cultural awareness or training in reconciliation	0 No
		1 Yes
		999 Not answered
Train_SpecCurr	D18. Training in specific curriculum areas (eg STEM, Literacy, Music)	0 No
		1 Yes
		999 Not answered
Train_Oth	D18. Other relevant training courses	0 No
		1 Yes
		999 Not answered
Train_NoTrain	D18. No professional development training undertaken by this worker	0 No
		1 Yes
		999 Not answered
fallstaff	Filter - All staff for reporting (hours worked > 0)	
fallconstaff	Filter - All contact staff	
fpdconstaff	Filter - Paid contact staff	
qual_cat	Filter - Highest qualification (category)	1 With an ECEC-related qualification
		2 Without an ECEC-related qualification
		3 Not specified
weight1w	Service weight - state by size, type by size, state by type	
weight2w	Service weight - state by size, type by size, state by type by remoteness	

Data file notes

Job number: PR1555	File name: NWCServicesFINAL.sas7bdat
---------------------------	---

1. Overview

This represents a final stand alone **Services** dataset for the 2016 National Workforce Census. Dataset includes 13,542 cases without coding added to data.

2. Survey Background

The National Workforce Census is conducted by the Social Research Centre on behalf of the Department of Education and Training, and provides detailed information about the early childhood and child care workforce in Child Care Benefit approved child care services in Australia. Your participation will help inform and implement early childhood and child care policy, to ensure that high quality early childhood services are provided to young children and their families.

The primary data collection method is via an online survey. A hardcopy paper form was sent to services with <=22 staff members and unable to complete the data collection via the online survey.

3. File Status

File format
File status
Coded data
Number of variables
Weighting variable
Unique ID variable
Date produced

Other
Final
No
242
weight1s / weight2s
SRCid
5-Jan

SAS

4. Comments on variables, data

This file represents a weighted final **Services** data file for 2016 National Workforce Census, and has been prepared as per the 2013 NWC **Services** data file (variables not required in 2016 have been removed)

Variable	Variable Label	Value	Value Label	Format	Level
ServiceType	Service Type			A10	Nominal
service_partner ID	Service - Service unique reference number			F7	Nominal
State	State			A3	Nominal
n_lic_pl	A1. Number of places is this service licensed to provide at any one time	998	System missing	F8	Scale
		999	Not answered		
MxCare	A2. Maximum number of children to whom care is offered at any one time	998	System missing	F10	Scale
		999	Not answered		
MxTyp_0_24m	A2a. Maximum number of places typically break down across age group - 0 to 24 months	998	System missing	F10	Scale
		999	Not answered		
MxTyp_25_35m	A2a. Maximum number of places typically break down across age group - 25 to 35 months	998	System missing	F10	Scale
		999	Not answered		
MxTyp_3_5y	A2a. Maximum number of places typically break down across age group - 3 to 5 years	998	System missing	F10	Scale
		999	Not answered		
MxTyp_6plus	A2a. Maximum number of places typically break down across age group -6 years or older	998	System missing	F10	Scale
		999	Not answered		
TypCar_0_24m	A3. Number of places break down across age group on typical day - 0 to 24 months	998	System missing	F10	Scale
		999	Not answered		
TypCar_25_35m	A3. Number of places break down across age group on typical day - 25 to 35 months	998	System missing	F10	Scale
		999	Not answered		
TypCar_3_5y	A3. Number of places break down across age group on typical day - 3 to 5 years	998	System missing	F10	Scale
		999	Not answered		
TypCar_6plus	A3. Number of places break down across age group on typical day - 6 years or older	998	System missing	F10	Scale
		999	Not answered		
HasExemption	A4. Approval, exemption, or other formal permission for workers without required qualifications	1	Yes	F1	Nominal
		2	No		
		3	Not applicable		
		999	Not answered		
NumExemption	A4i. Number of approval, exemption, or other formal permission for workers without required qualifications	998	System missing	F8	Scale
		999	Not answered		
A5A	A4a. Any positions with exemption require EC teaching qualification	1	Yes	F1	Nominal
		2	No		
		998	System missing		
		999	Not answered		
A6	A5. Number of contact staff left the service P12M	999	Not answered	F8	Scale
NumAttend_0y	B1. Number of children attending during reference week - 0 to less than 1 year	999	Not answered	F11	Scale
NumAttend_1y	B1. Number of children attending during reference week - 1 to less than 2 years	999	Not answered	F11	Scale
NumAttend_2y	B1. Number of children attending during reference week - 2 to less than 3 years	999	Not answered	F11	Scale
NumAttend_3y	B1. Number of children attending during reference week - 3 to less than 4 years	999	Not answered	F11	Scale
NumAttend_4y	B1. Number of children attending during reference week - 4 to less than 5 years	999	Not answered	F11	Scale
NumAttend_5y	B1. Number of children attending during reference week - 5 to less than 6 years	999	Not answered	F11	Scale
NumAttend_6y	B1. Number of children attending during reference week - 6 to less than 7 years	999	Not answered	F11	Scale
NumAttend_7y	B1. Number of children attending during reference week - 7 to less than 8 years	999	Not answered	F11	Scale
NumAttend_8y	B1. Number of children attending during reference week - 8 to less than 9 years	999	Not answered	F11	Scale
NumAttend_9y	B1. Number of children attending during reference week - 9 to less than 10 years	999	Not answered	F11	Scale
NumAttend_10y	B1. Number of children attending during reference week - 10 to less than 11 years	999	Not answered	F11	Scale
NumAttend_11y	B1. Number of children attending during reference week - 11 to less than 12 years	999	Not answered	F11	Scale
NumAttend_12yplus	B1. Number of children attending during reference week - 12 years or over	999	Not answered	F11	Scale
NumAttendTotal	B1. Number of children attending during reference week - total			F11	Scale
NumATSI_0y	B2. Number of children of Aboriginal or Torres Strait Islander origin - 0 to less than 1 year	998	System missing	F11	Scale
		999	Not answered		
NumATSI_1y	B2. Number of children of Aboriginal or Torres Strait Islander origin - 1 to less than 2 years	998	System missing	F11	Scale
		999	Not answered		
NumATSI_2y	B2. Number of children of Aboriginal or Torres Strait Islander origin - 2 to less than 3 years	998	System missing	F11	Scale
		999	Not answered		
NumATSI_3y	B2. Number of children of Aboriginal or Torres Strait Islander origin - 3 to less than 4 years	998	System missing	F11	Scale
		999	Not answered		
NumATSI_4y	B2. Number of children of Aboriginal or Torres Strait Islander origin - 4 to less than 5 years	998	System missing	F11	Scale
		999	Not answered		
NumATSI_5y	B2. Number of children of Aboriginal or Torres Strait Islander origin - 5 to less than 6 years	998	System missing	F11	Scale
		999	Not answered		
NumATSI_6y	B2. Number of children of Aboriginal or Torres Strait Islander origin - 6 to less than 7 years	998	System missing	F11	Scale
		999	Not answered		
NumATSI_7y	B2. Number of children of Aboriginal or Torres Strait Islander origin - 7 to less than 8 years	998	System missing	F11	Scale
		999	Not answered		
NumATSI_8y	B2. Number of children of Aboriginal or Torres Strait Islander origin - 8 to less than 9 years	998	System missing	F11	Scale
		999	Not answered		

NumATSI_9y	B2. Number of children of Aboriginal or Torres Strait Islander origin - 9 to less than 10 years	998	System missing	F11	Scale
		999	Not answered		
NumATSI_10y	B2. Number of children of Aboriginal or Torres Strait Islander origin - 10 to less than 11 years	998	System missing	F11	Scale
		999	Not answered		
NumATSI_11y	B2. Number of children of Aboriginal or Torres Strait Islander origin - 11 to less than 12 years	998	System missing	F11	Scale
		999	Not answered		
NumATSI_12yplus	B2. Number of children of Aboriginal or Torres Strait Islander origin - 12 years or over	998	System missing	F11	Scale
NumATSItotal	B2. Number of children of Aboriginal or Torres Strait Islander origin - total	9999	Not answered	F11	Nominal
NumLOTE_0y	B3. Number of children where language other than english spoken at home - 0 to less than 1 year	998	System missing	F11	Scale
		999	Not answered		
NumLOTE_1y	B3. Number of children where language other than english spoken at home - 1 to less than 2 years	998	System missing	F11	Scale
		999	Not answered		
NumLOTE_2y	B3. Number of children where language other than english spoken at home - 2 to less than 3 years	998	System missing	F11	Scale
		999	Not answered		
NumLOTE_3y	B3. Number of children where language other than english spoken at home - 3 to less than 4 years	998	System missing	F11	Scale
		999	Not answered		
NumLOTE_4y	B3. Number of children where language other than english spoken at home - 4 to less than 5 years	998	System missing	F11	Scale
		999	Not answered		
NumLOTE_5y	B3. Number of children where language other than english spoken at home - 5 to less than 6 years	998	System missing	F11	Scale
		999	Not answered		
NumLOTE_6y	B3. Number of children where language other than english spoken at home - 6 to less than 7 years	998	System missing	F11	Scale
		999	Not answered		
NumLOTE_7y	B3. Number of children where language other than english spoken at home - 7 to less than 8 years	998	System missing	F11	Scale
		999	Not answered		
NumLOTE_8y	B3. Number of children where language other than english spoken at home - 8 to less than 9 years	998	System missing	F11	Scale
		999	Not answered		
NumLOTE_9y	B3. Number of children where language other than english spoken at home - 9 to less than 10 years	998	System missing	F11	Scale
		999	Not answered		
NumLOTE_10y	B3. Number of children where language other than english spoken at home - 10 to less than 11 years	998	System missing	F11	Scale
		999	Not answered		
NumLOTE_11y	B3. Number of children where language other than english spoken at home - 11 to less than 12 years	998	System missing	F11	Scale
		999	Not answered		
NumLOTE_12yplus	B3. Number of children where language other than english spoken at home - 12 years or over	998	System missing	F11	Scale
		999	Not answered		
NumLOTETotal	B3. Number of children where language other than english spoken at home - total	9999	Not answered	F11	Nominal
NumRefugee_0y	B4. Number of children from a refugee or special humanitarian programme - 0 to less than 1 year	997	Don't know/Can't say	F11	Scale
		998	System missing		
		999	Not answered		
NumRefugee_1y	B4. Number of children from a refugee or special humanitarian programme - 1 to less than 2 years	997	Don't know/Can't say	F11	Scale
		998	System missing		
		999	Not answered		
NumRefugee_2y	B4. Number of children from a refugee or special humanitarian programme - 2 to less than 3 years	997	Don't know/Can't say	F11	Scale
		998	System missing		
		999	Not answered		
NumRefugee_3y	B4. Number of children from a refugee or special humanitarian programme - 3 to less than 4 years	997	Don't know/Can't say	F11	Scale
		998	System missing		
		999	Not answered		
NumRefugee_4y	B4. Number of children from a refugee or special humanitarian programme - 4 to less than 5 years	997	Don't know/Can't say	F11	Scale
		998	System missing		
		999	Not answered		
NumRefugee_5y	B4. Number of children from a refugee or special humanitarian programme - 5 to less than 6 years	997	Don't know/Can't say	F11	Scale
		998	System missing		
		999	Not answered		
NumRefugee_6y	B4. Number of children from a refugee or special humanitarian programme - 6 to less than 7 years	997	Don't know/Can't say	F11	Scale
		998	System missing		
		999	Not answered		
NumRefugee_7y	B4. Number of children from a refugee or special humanitarian programme - 7 to less than 8 years	997	Don't know/Can't say	F11	Scale
		998	System missing		
		999	Not answered		
NumRefugee_8y	B4. Number of children from a refugee or special humanitarian programme - 8 to less than 9 years	997	Don't know/Can't say	F11	Scale
		998	System missing		
		999	Not answered		
NumRefugee_9y	B4. Number of children from a refugee or special humanitarian programme - 9 to less than 10 years	997	Don't know/Can't say	F11	Scale
		998	System missing		
		999	Not answered		
NumRefugee_10y	B4. Number of children from a refugee or special humanitarian programme - 10 to less than 11 years	997	Don't know/Can't say	F11	Scale
		998	System missing		
		999	Not answered		
NumRefugee_11y	B4. Number of children from a refugee or special humanitarian programme - 11 to less than 12 years	997	Don't know/Can't say	F11	Scale
		998	System missing		
		999	Not answered		
NumRefugee_12yplus	B4. Number of children from a refugee or special humanitarian programme - 12 years or over	997	Don't know/Can't say	F11	Scale
		998	System missing		
		999	Not answered		
NumRefugeeTotal	B4. Number of children from a refugee or special humanitarian programme - total	9997	Don't know/Can't say	F11	Scale
		9999	Not answered		

	- Other areas - 8 to less than 9 years	999	Not answered		
NumSpcOth_9y	B5. Number of children who need additional assistance - Other areas - 9 to less than 10 years	998	System missing	F11	Scale
		999	Not answered		
NumSpcOth_10y	B5. Number of children who need additional assistance - Other areas - 10 to less than 11 years	998	System missing	F11	Scale
		999	Not answered		
NumSpcOth_11y	B5. Number of children who need additional assistance - Other areas - 11 to less than 12 years	998	System missing	F11	Scale
		999	Not answered		
NumSpcOth_12yplus	B5. Number of children who need additional assistance - Other areas - 12 years or over	998	System missing	F11	Scale
		999	Not answered		
NumSpcOth_total	B5. Number of children who need additional assistance - Other areas - total	9999	Not answered	F11	Nominal
TotSpcNeed_0	B5. Number of children who need additional assistance - Total children needing assistance - 0 to less than 1	998	System missing	F11	Scale
		999	Not answered		
TotSpcNeed_1	B5. Number of children who need additional assistance - Total children needing assistance - 1 to less than 2	998	System missing	F11	Scale
		999	Not answered		
TotSpcNeed_2	B5. Number of children who need additional assistance - Total children needing assistance - 2 to less than 3	998	System missing	F11	Scale
		999	Not answered		
TotSpcNeed_3	B5. Number of children who need additional assistance - Total children needing assistance - 3 to less than 4	998	System missing	F11	Scale
		999	Not answered		
TotSpcNeed_4	B5. Number of children who need additional assistance - Total children needing assistance - 4 to less than 5	998	System missing	F11	Scale
		999	Not answered		
TotSpcNeed_5	B5. Number of children who need additional assistance - Total children needing assistance - 5 to less than 6	998	System missing	F11	Scale
		999	Not answered		
TotSpcNeed_6	B5. Number of children who need additional assistance - Total children needing assistance - 6 to less than 7	998	System missing	F11	Scale
		999	Not answered		
TotSpcNeed_7	B5. Number of children who need additional assistance - Total children needing assistance - 7 to less than 8	998	System missing	F11	Scale
		999	Not answered		
TotSpcNeed_8	B5. Number of children who need additional assistance - Total children needing assistance - 8 to less than 9	998	System missing	F11	Scale
		999	Not answered		
TotSpcNeed_9	B5. Number of children who need additional assistance - Total children needing assistance - 9 to less than 10	998	System missing	F11	Scale
		999	Not answered		
TotSpcNeed_10	B5. Number of children who need additional assistance - Total children needing assistance - 10 to less than 11	998	System missing	F11	Scale
		999	Not answered		
TotSpcNeed_11	B5. Number of children who need additional assistance - Total children needing assistance - 11 to less than 12	998	System missing	F11	Scale
		999	Not answered		
TotSpcNeed_12plus	B5. Number of children who need additional assistance - Total children needing assistance - 12 years or over	998	System missing	F11	Scale
		999	Not answered		
TOTSpcNeed_total	B5. Number of children who need additional assistance - Total children needing assistance - total	9999	Not answered	F11	Nominal
PreSch_Deliver	C1. Any workers in service deliver or assist in delivering an in-house program	1	Yes	F1	Nominal
		2	No		
		999	Not answered		
Curric_NEYLF	C2. Program delivered to curriculum or framework - Yes (Early Years Learning Framework)	1	Selected	F1	Nominal
		2	Not Selected		
		998	System missing		
		999	Not answered		
Curric_StatT	C2. Program delivered to curriculum or framework - Yes (State / Territory curriculum or framework)	1	Selected	F1	Nominal
		2	Not Selected		
		998	System missing		
		999	Not answered		
Curric_Other	C2. Program delivered to curriculum or framework - Yes (other curriculum or framework)	1	Selected	F1	Nominal
		2	Not Selected		
		998	System missing		
		999	Not answered		
Curric_None	C2. Program delivered to curriculum or framework - No	1	Selected	F1	Nominal
		2	Not Selected		
		998	System missing		
		999	Not answered		
Curric_DK	C2. Program delivered to curriculum or framework - Don't Know	1	Selected	F1	Nominal
		2	Not Selected		
		998	System missing		
		999	Not answered		
Curric_999	C2. Program delivered to curriculum or framework - Not answered	1	Selected	F8	Scale
		2	Not Selected		
		998	System missing		
C4	C3. In-house program delivered by teacher with university quals in relevant field	1	Yes	F1	Nominal
		2	No		
		998	System missing		
		999	Not answered		
C5A_1	C4a. Number of children enrolled in in-house program - 3 to less than 4 years	998	System missing	F11	Scale
		999	Not answered		
C5A_2	C4a. Number of children enrolled in in-house program - 4 to less than 5 years	998	System missing	F11	Scale
		999	Not answered		
C5A_3	C4a. Number of children enrolled in in-house program - 5 to less than 6 years	998	System missing	F11	Scale
		999	Not answered		
C5A_4	C4a. Number of children enrolled in in-house program - 6 years or over	998	System missing	F11	Scale
		999	Not answered		
c5a_total	C4a. Number of children enrolled in in-house program - total	9998	System missing	F11	Scale
		9999	Not answered		

C5B_1	C4b. Number of children attended program during reference week - 3 to less than 4 years	998	System missing	F11	Scale
		999	Not answered		
C5B_2	C4b. Number of children attended program during reference week - 4 to less than 5 years	998	System missing	F11	Scale
		999	Not answered		
C5B_3	C4b. Number of children attended program during reference week - 5 to less than 6 years	998	System missing	F11	Scale
		999	Not answered		
C5B_4	C4b. Number of children attended program during reference week - 6 years or over	998	System missing	F11	Scale
		999	Not answered		
c5b_total	C4b. Number of children attended program during reference week - total	9998	System missing	F11	Scale
		9999	Not answered		
C5D_1	C4c. Number of enrolled children require additional assistance - 3 to less than 4 years	998	System missing	F11	Scale
		999	Not answered		
C5D_2	C4c. Number of enrolled children require additional assistance - 4 to less than 5 years	998	System missing	F11	Scale
		999	Not answered		
C5D_3	C4c. Number of enrolled children require additional assistance - 5 to less than 6 years	998	System missing	F11	Scale
		999	Not answered		
C5D_4	C4c. Number of enrolled children require additional assistance - 6 years or over	998	System missing	F11	Scale
		999	Not answered		
c5d_total	C4c. Number of enrolled children require additional assistance - total	9998	System missing	F11	Scale
		9999	Not answered		
rlicvsmx	Ratio - Licensed places vs maximum capacity			F8.2	Scale
rmxvstyp	Ratio - Maximum capacity vs Typical capacity			F8.2	Scale
weight1s	Service level weighting variable 1 - State by Service Type			F16.14	Scale
weight2s	Service level weighting variable 2 - State by Service Type by Remoteness			F16.14	Scale

Variable	Variable Label	Value	Value Label	Format	Level
ServiceType	Service Type			A10	Nominal
service_partner_ID	Service - Service unique reference number			F7	Nominal
State	State			A3	Nominal
n_lic_pl	A1. Number of places is this service licensed to provide at any one time	998	System missing	F8	Scale
		999	Not answered		
MxCare	A2. Maximum number of children to whom care is offered at any one time	998	System missing	F10	Scale
		999	Not answered		
MxTyp_0_24m	A2a. Maximum number of places typically break down across age group - 0 to 24 months	998	System missing	F10	Scale
		999	Not answered		
MxTyp_25_35m	A2a. Maximum number of places typically break down across age group - 25 to 35 months	998	System missing	F10	Scale
		999	Not answered		
MxTyp_3_5y	A2a. Maximum number of places typically break down across age group - 3 to 5 years	998	System missing	F10	Scale
		999	Not answered		
MxTyp_6plus	A2a. Maximum number of places typically break down across age group -6 years or older	998	System missing	F10	Scale
		999	Not answered		
TypCar_0_24m	A3. Number of places break down across age group on typical day - 0 to 24 months	998	System missing	F10	Scale
		999	Not answered		
TypCar_25_35m	A3. Number of places break down across age group on typical day - 25 to 35 months	998	System missing	F10	Scale
		999	Not answered		
TypCar_3_5y	A3. Number of places break down across age group on typical day - 3 to 5 years	998	System missing	F10	Scale
		999	Not answered		
TypCar_6plus	A3. Number of places break down across age group on typical day - 6 years or older	998	System missing	F10	Scale
		999	Not answered		
HasExemption	A4. Approval, exemption, or other formal permission for workers without required qualifications	1	Yes	F1	Nominal
		2	No		
		3	Not applicable		
		999	Not answered		
NumExemption	A4i. Number of approval, exemption, or other formal permission for workers without required qualifications	998	System missing	F8	Scale
		999	Not answered		
A5A	A4a. Any positions with exemption require EC teaching qualification	1	Yes	F1	Nominal
		2	No		
		998	System missing		
		999	Not answered		
A6	A5. Number of contact staff left the service P12M	999	Not answered	F8	Scale
NumAttend_0y	B1. Number of children attending during reference week - 0 to less than 1 year	999	Not answered	F11	Scale
NumAttend_1y	B1. Number of children attending during reference week - 1 to less than 2 years	999	Not answered	F11	Scale
NumAttend_2y	B1. Number of children attending during reference week - 2 to less than 3 years	999	Not answered	F11	Scale
NumAttend_3y	B1. Number of children attending during reference week - 3 to less than 4 years	999	Not answered	F11	Scale
NumAttend_4y	B1. Number of children attending during reference week - 4 to less than 5 years	999	Not answered	F11	Scale
NumAttend_5y	B1. Number of children attending during reference week - 5 to less than 6 years	999	Not answered	F11	Scale
NumAttend_6y	B1. Number of children attending during reference week - 6 to less than 7 years	999	Not answered	F11	Scale
NumAttend_7y	B1. Number of children attending during reference week - 7 to less than 8 years	999	Not answered	F11	Scale
NumAttend_8y	B1. Number of children attending during reference week - 8 to less than 9 years	999	Not answered	F11	Scale
NumAttend_9y	B1. Number of children attending during reference week - 9 to less than 10 years	999	Not answered	F11	Scale
NumAttend_10y	B1. Number of children attending during reference week - 10 to less than 11 years	999	Not answered	F11	Scale
NumAttend_11y	B1. Number of children attending during reference week - 11 to less than 12 years	999	Not answered	F11	Scale
NumAttend_12yplus	B1. Number of children attending during reference week - 12 years or over	999	Not answered	F11	Scale
NumAttendTotal	B1. Number of children attending during reference week - total			F11	Scale
NumATSI_0y	B2. Number of children of Aboriginal or Torres Strait Islander origin - 0 to less than 1 year	998	System missing	F11	Scale
		999	Not answered		
NumATSI_1y	B2. Number of children of Aboriginal or Torres Strait Islander origin - 1 to less than 2 years	998	System missing	F11	Scale
		999	Not answered		
NumATSI_2y	B2. Number of children of Aboriginal or Torres Strait Islander origin - 2 to less than 3 years	998	System missing	F11	Scale
		999	Not answered		
NumATSI_3y	B2. Number of children of Aboriginal or Torres Strait Islander origin - 3 to less than 4 years	998	System missing	F11	Scale
		999	Not answered		
NumATSI_4y	B2. Number of children of Aboriginal or Torres Strait Islander origin - 4 to less than 5 years	998	System missing	F11	Scale
		999	Not answered		
NumATSI_5y	B2. Number of children of Aboriginal or Torres Strait Islander origin - 5 to less than 6 years	998	System missing	F11	Scale
		999	Not answered		
NumATSI_6y	B2. Number of children of Aboriginal or Torres Strait Islander origin - 6 to less than 7 years	998	System missing	F11	Scale
		999	Not answered		
NumATSI_7y	B2. Number of children of Aboriginal or Torres Strait Islander origin - 7 to less than 8 years	998	System missing	F11	Scale
		999	Not answered		
NumATSI_8y	B2. Number of children of Aboriginal or Torres Strait Islander origin - 8 to less than 9 years	998	System missing	F11	Scale
		999	Not answered		

NumATSI_9y	B2. Number of children of Aboriginal or Torres Strait Islander origin - 9 to less than 10 years	998	System missing	F11	Scale
		999	Not answered		
NumATSI_10y	B2. Number of children of Aboriginal or Torres Strait Islander origin - 10 to less than 11 years	998	System missing	F11	Scale
		999	Not answered		
NumATSI_11y	B2. Number of children of Aboriginal or Torres Strait Islander origin - 11 to less than 12 years	998	System missing	F11	Scale
		999	Not answered		
NumATSI_12yplus	B2. Number of children of Aboriginal or Torres Strait Islander origin - 12 years or over	998	System missing	F11	Scale
NumATSITotal	B2. Number of children of Aboriginal or Torres Strait Islander origin - total	9999	Not answered	F11	Nominal
NumLOTE_0y	B3. Number of children where language other than english spoken at home - 0 to less than 1 year	998	System missing	F11	Scale
		999	Not answered		
NumLOTE_1y	B3. Number of children where language other than english spoken at home - 1 to less than 2 years	998	System missing	F11	Scale
		999	Not answered		
NumLOTE_2y	B3. Number of children where language other than english spoken at home - 2 to less than 3 years	998	System missing	F11	Scale
		999	Not answered		
NumLOTE_3y	B3. Number of children where language other than english spoken at home - 3 to less than 4 years	998	System missing	F11	Scale
		999	Not answered		
NumLOTE_4y	B3. Number of children where language other than english spoken at home - 4 to less than 5 years	998	System missing	F11	Scale
		999	Not answered		
NumLOTE_5y	B3. Number of children where language other than english spoken at home - 5 to less than 6 years	998	System missing	F11	Scale
		999	Not answered		
NumLOTE_6y	B3. Number of children where language other than english spoken at home - 6 to less than 7 years	998	System missing	F11	Scale
		999	Not answered		
NumLOTE_7y	B3. Number of children where language other than english spoken at home - 7 to less than 8 years	998	System missing	F11	Scale
		999	Not answered		
NumLOTE_8y	B3. Number of children where language other than english spoken at home - 8 to less than 9 years	998	System missing	F11	Scale
		999	Not answered		
NumLOTE_9y	B3. Number of children where language other than english spoken at home - 9 to less than 10 years	998	System missing	F11	Scale
		999	Not answered		
NumLOTE_10y	B3. Number of children where language other than english spoken at home - 10 to less than 11 years	998	System missing	F11	Scale
		999	Not answered		
NumLOTE_11y	B3. Number of children where language other than english spoken at home - 11 to less than 12 years	998	System missing	F11	Scale
		999	Not answered		
NumLOTE_12yplus	B3. Number of children where language other than english spoken at home - 12 years or over	998	System missing	F11	Scale
		999	Not answered		
NumLOTETotal	B3. Number of children where language other than english spoken at home - total	9999	Not answered	F11	Nominal
NumRefugee_0y	B4. Number of children from a refugee or special humanitarian programme - 0 to less than 1 year	997	Don't know/Can't say	F11	Scale
		998	System missing		
		999	Not answered		
NumRefugee_1y	B4. Number of children from a refugee or special humanitarian programme - 1 to less than 2 years	997	Don't know/Can't say	F11	Scale
		998	System missing		
		999	Not answered		
NumRefugee_2y	B4. Number of children from a refugee or special humanitarian programme - 2 to less than 3 years	997	Don't know/Can't say	F11	Scale
		998	System missing		
		999	Not answered		
NumRefugee_3y	B4. Number of children from a refugee or special humanitarian programme - 3 to less than 4 years	997	Don't know/Can't say	F11	Scale
		998	System missing		
		999	Not answered		
NumRefugee_4y	B4. Number of children from a refugee or special humanitarian programme - 4 to less than 5 years	997	Don't know/Can't say	F11	Scale
		998	System missing		
		999	Not answered		
NumRefugee_5y	B4. Number of children from a refugee or special humanitarian programme - 5 to less than 6 years	997	Don't know/Can't say	F11	Scale
		998	System missing		
		999	Not answered		
NumRefugee_6y	B4. Number of children from a refugee or special humanitarian programme - 6 to less than 7 years	997	Don't know/Can't say	F11	Scale
		998	System missing		
		999	Not answered		
NumRefugee_7y	B4. Number of children from a refugee or special humanitarian programme - 7 to less than 8 years	997	Don't know/Can't say	F11	Scale
		998	System missing		
		999	Not answered		
NumRefugee_8y	B4. Number of children from a refugee or special humanitarian programme - 8 to less than 9 years	997	Don't know/Can't say	F11	Scale
		998	System missing		
		999	Not answered		
NumRefugee_9y	B4. Number of children from a refugee or special humanitarian programme - 9 to less than 10 years	997	Don't know/Can't say	F11	Scale
		998	System missing		
		999	Not answered		
NumRefugee_10y	B4. Number of children from a refugee or special humanitarian programme - 10 to less than 11 years	997	Don't know/Can't say	F11	Scale
		998	System missing		
		999	Not answered		
NumRefugee_11y	B4. Number of children from a refugee or special humanitarian programme - 11 to less than 12 years	997	Don't know/Can't say	F11	Scale
		998	System missing		
		999	Not answered		
NumRefugee_12yplus	B4. Number of children from a refugee or special humanitarian programme - 12 years or over	997	Don't know/Can't say	F11	Scale
		998	System missing		
		999	Not answered		
NumRefugeeTotal	B4. Number of children from a refugee or special humanitarian programme - total	9997	Don't know/Can't say	F11	Scale
		9999	Not answered		

	- Other areas - 8 to less than 9 years	999	Not answered		
NumSpcOth_9y	B5. Number of children who need additional assistance - Other areas - 9 to less than 10 years	998	System missing	F11	Scale
		999	Not answered		
NumSpcOth_10y	B5. Number of children who need additional assistance - Other areas - 10 to less than 11 years	998	System missing	F11	Scale
		999	Not answered		
NumSpcOth_11y	B5. Number of children who need additional assistance - Other areas - 11 to less than 12 years	998	System missing	F11	Scale
		999	Not answered		
NumSpcOth_12yplus	B5. Number of children who need additional assistance - Other areas - 12 years or over	998	System missing	F11	Scale
		999	Not answered		
NumSpcOth_total	B5. Number of children who need additional assistance - Other areas - total	9999	Not answered	F11	Nominal
TotSpcNeed_0	B5. Number of children who need additional assistance - Total children needing assistance - 0 to less than 1	998	System missing	F11	Scale
		999	Not answered		
TotSpcNeed_1	B5. Number of children who need additional assistance - Total children needing assistance - 1 to less than 2	998	System missing	F11	Scale
		999	Not answered		
TotSpcNeed_2	B5. Number of children who need additional assistance - Total children needing assistance - 2 to less than 3	998	System missing	F11	Scale
		999	Not answered		
TotSpcNeed_3	B5. Number of children who need additional assistance - Total children needing assistance - 3 to less than 4	998	System missing	F11	Scale
		999	Not answered		
TotSpcNeed_4	B5. Number of children who need additional assistance - Total children needing assistance - 4 to less than 5	998	System missing	F11	Scale
		999	Not answered		
TotSpcNeed_5	B5. Number of children who need additional assistance - Total children needing assistance - 5 to less than 6	998	System missing	F11	Scale
		999	Not answered		
TotSpcNeed_6	B5. Number of children who need additional assistance - Total children needing assistance - 6 to less than 7	998	System missing	F11	Scale
		999	Not answered		
TotSpcNeed_7	B5. Number of children who need additional assistance - Total children needing assistance - 7 to less than 8	998	System missing	F11	Scale
		999	Not answered		
TotSpcNeed_8	B5. Number of children who need additional assistance - Total children needing assistance - 8 to less than 9	998	System missing	F11	Scale
		999	Not answered		
TotSpcNeed_9	B5. Number of children who need additional assistance - Total children needing assistance - 9 to less than 10	998	System missing	F11	Scale
		999	Not answered		
TotSpcNeed_10	B5. Number of children who need additional assistance - Total children needing assistance - 10 to less than 11	998	System missing	F11	Scale
		999	Not answered		
TotSpcNeed_11	B5. Number of children who need additional assistance - Total children needing assistance - 11 to less than 12	998	System missing	F11	Scale
		999	Not answered		
TotSpcNeed_12plus	B5. Number of children who need additional assistance - Total children needing assistance - 12 years or over	998	System missing	F11	Scale
		999	Not answered		
TOTSpcNeed_total	B5. Number of children who need additional assistance - Total children needing assistance - total	9999	Not answered	F11	Nominal
PreSch_Deliver	C1. Any workers in service deliver or assist in delivering an in-house program	1	Yes	F1	Nominal
		2	No		
		999	Not answered		
Curric_NEYLF	C2. Program delivered to curriculum or framework - Yes (Early Years Learning Framework)	1	Selected	F1	Nominal
		2	Not Selected		
		998	System missing		
		999	Not answered		
Curric_StatT	C2. Program delivered to curriculum or framework - Yes (State / Territory curriculum or framework)	1	Selected	F1	Nominal
		2	Not Selected		
		998	System missing		
		999	Not answered		
Curric_Other	C2. Program delivered to curriculum or framework - Yes (other curriculum or framework)	1	Selected	F1	Nominal
		2	Not Selected		
		998	System missing		
		999	Not answered		
Curric_None	C2. Program delivered to curriculum or framework - No	1	Selected	F1	Nominal
		2	Not Selected		
		998	System missing		
		999	Not answered		
Curric_DK	C2. Program delivered to curriculum or framework - Don't Know	1	Selected	F1	Nominal
		2	Not Selected		
		998	System missing		
		999	Not answered		
Curric_999	C2. Program delivered to curriculum or framework - Not answered	1	Selected	F8	Scale
		2	Not Selected		
		998	System missing		
C4	C3. In-house program delivered by teacher with university quals in relevant field	1	Yes	F1	Nominal
		2	No		
		998	System missing		
		999	Not answered		
C5A_1	C4a. Number of children enrolled in in-house program - 3 to less than 4 years	998	System missing	F11	Scale
		999	Not answered		
C5A_2	C4a. Number of children enrolled in in-house program - 4 to less than 5 years	998	System missing	F11	Scale
		999	Not answered		
C5A_3	C4a. Number of children enrolled in in-house program - 5 to less than 6 years	998	System missing	F11	Scale
		999	Not answered		
C5A_4	C4a. Number of children enrolled in in-house program - 6 years or over	998	System missing	F11	Scale
		999	Not answered		
c5a_total	C4a. Number of children enrolled in in-house program - total	9998	System missing	F11	Scale
		9999	Not answered		

C5B_1	C4b. Number of children attended program during reference week - 3 to less than 4 years	998	System missing	F11	Scale
		999	Not answered		
C5B_2	C4b. Number of children attended program during reference week - 4 to less than 5 years	998	System missing	F11	Scale
		999	Not answered		
C5B_3	C4b. Number of children attended program during reference week - 5 to less than 6 years	998	System missing	F11	Scale
		999	Not answered		
C5B_4	C4b. Number of children attended program during reference week - 6 years or over	998	System missing	F11	Scale
		999	Not answered		
c5b_total	C4b. Number of children attended program during reference week - total	9998	System missing	F11	Scale
		9999	Not answered		
C5D_1	C4c. Number of enrolled children require additional assistance - 3 to less than 4 years	998	System missing	F11	Scale
		999	Not answered		
C5D_2	C4c. Number of enrolled children require additional assistance - 4 to less than 5 years	998	System missing	F11	Scale
		999	Not answered		
C5D_3	C4c. Number of enrolled children require additional assistance - 5 to less than 6 years	998	System missing	F11	Scale
		999	Not answered		
C5D_4	C4c. Number of enrolled children require additional assistance - 6 years or over	998	System missing	F11	Scale
		999	Not answered		
c5d_total	C4c. Number of enrolled children require additional assistance - total	9998	System missing	F11	Scale
		9999	Not answered		
rlcvsmx	Ratio - Licensed places vs maximum capacity			F8.2	Scale
rmxstyp	Ratio - Maximum capacity vs Typical capacity			F8.2	Scale
weight1s	Service level weighting variable 1 - State by Service Type			F16.14	Scale
weight2s	Service level weighting variable 2 - State by Service Type by Remoteness			F16.14	Scale

Variable	Variable Label	Value	Value Label	Format	Level
ServiceType	Service Type			A10	Nominal
service_partner_ID	Service - Service unique reference number			F7	Nominal
State	State			A3	Nominal
n_lic_pl	A1. Number of places is this service licensed to provide at any one time	998	System missing	F8	Scale
		999	Not answered		
MxCare	A2. Maximum number of children to whom care is offered at any one time	998	System missing	F10	Scale
		999	Not answered		
MxTyp_0_24m	A2a. Maximum number of places typically break down across age group - 0 to 24 months	998	System missing	F10	Scale
		999	Not answered		
MxTyp_25_35m	A2a. Maximum number of places typically break down across age group - 25 to 35 months	998	System missing	F10	Scale
		999	Not answered		
MxTyp_3_5y	A2a. Maximum number of places typically break down across age group - 3 to 5 years	998	System missing	F10	Scale
		999	Not answered		
MxTyp_6plus	A2a. Maximum number of places typically break down across age group -6 years or older	998	System missing	F10	Scale
		999	Not answered		
TypCar_0_24m	A3. Number of places break down across age group on typical day - 0 to 24 months	998	System missing	F10	Scale
		999	Not answered		
TypCar_25_35m	A3. Number of places break down across age group on typical day - 25 to 35 months	998	System missing	F10	Scale
		999	Not answered		
TypCar_3_5y	A3. Number of places break down across age group on typical day - 3 to 5 years	998	System missing	F10	Scale
		999	Not answered		
TypCar_6plus	A3. Number of places break down across age group on typical day - 6 years or older	998	System missing	F10	Scale
		999	Not answered		
HasExemption	A4. Approval, exemption, or other formal permission for workers without required qualifications	1	Yes	F1	Nominal
		2	No		
		3	Not applicable		
		999	Not answered		
NumExemption	A4i. Number of approval, exemption, or other formal permission for workers without required qualifications	998	System missing	F8	Scale
		999	Not answered		
A5A	A4a. Any positions with exemption require EC teaching qualification	1	Yes	F1	Nominal
		2	No		
		998	System missing		
		999	Not answered		
A6	A5. Number of contact staff left the service P12M	999	Not answered	F8	Scale
NumAttend_0y	B1. Number of children attending during reference week - 0 to less than 1 year	999	Not answered	F11	Scale
NumAttend_1y	B1. Number of children attending during reference week - 1 to less than 2 years	999	Not answered	F11	Scale
NumAttend_2y	B1. Number of children attending during reference week - 2 to less than 3 years	999	Not answered	F11	Scale
NumAttend_3y	B1. Number of children attending during reference week - 3 to less than 4 years	999	Not answered	F11	Scale
NumAttend_4y	B1. Number of children attending during reference week - 4 to less than 5 years	999	Not answered	F11	Scale
NumAttend_5y	B1. Number of children attending during reference week - 5 to less than 6 years	999	Not answered	F11	Scale
NumAttend_6y	B1. Number of children attending during reference week - 6 to less than 7 years	999	Not answered	F11	Scale
NumAttend_7y	B1. Number of children attending during reference week - 7 to less than 8 years	999	Not answered	F11	Scale
NumAttend_8y	B1. Number of children attending during reference week - 8 to less than 9 years	999	Not answered	F11	Scale
NumAttend_9y	B1. Number of children attending during reference week - 9 to less than 10 years	999	Not answered	F11	Scale
NumAttend_10y	B1. Number of children attending during reference week - 10 to less than 11 years	999	Not answered	F11	Scale
NumAttend_11y	B1. Number of children attending during reference week - 11 to less than 12 years	999	Not answered	F11	Scale
NumAttend_12yplus	B1. Number of children attending during reference week - 12 years or over	999	Not answered	F11	Scale
NumAttendTotal	B1. Number of children attending during reference week - total			F11	Scale
NumATSI_0y	B2. Number of children of Aboriginal or Torres Strait Islander origin - 0 to less than 1 year	998	System missing	F11	Scale
		999	Not answered		
NumATSI_1y	B2. Number of children of Aboriginal or Torres Strait Islander origin - 1 to less than 2 years	998	System missing	F11	Scale
		999	Not answered		
NumATSI_2y	B2. Number of children of Aboriginal or Torres Strait Islander origin - 2 to less than 3 years	998	System missing	F11	Scale
		999	Not answered		
NumATSI_3y	B2. Number of children of Aboriginal or Torres Strait Islander origin - 3 to less than 4 years	998	System missing	F11	Scale
		999	Not answered		
NumATSI_4y	B2. Number of children of Aboriginal or Torres Strait Islander origin - 4 to less than 5 years	998	System missing	F11	Scale
		999	Not answered		
NumATSI_5y	B2. Number of children of Aboriginal or Torres Strait Islander origin - 5 to less than 6 years	998	System missing	F11	Scale
		999	Not answered		
NumATSI_6y	B2. Number of children of Aboriginal or Torres Strait Islander origin - 6 to less than 7 years	998	System missing	F11	Scale
		999	Not answered		
NumATSI_7y	B2. Number of children of Aboriginal or Torres Strait Islander origin - 7 to less than 8 years	998	System missing	F11	Scale
		999	Not answered		
NumATSI_8y	B2. Number of children of Aboriginal or Torres Strait Islander origin - 8 to less than 9 years	998	System missing	F11	Scale
		999	Not answered		

NumATSI_9y	B2. Number of children of Aboriginal or Torres Strait Islander origin - 9 to less than 10 years	998	System missing	F11	Scale
		999	Not answered		
NumATSI_10y	B2. Number of children of Aboriginal or Torres Strait Islander origin - 10 to less than 11 years	998	System missing	F11	Scale
		999	Not answered		
NumATSI_11y	B2. Number of children of Aboriginal or Torres Strait Islander origin - 11 to less than 12 years	998	System missing	F11	Scale
		999	Not answered		
NumATSI_12yplus	B2. Number of children of Aboriginal or Torres Strait Islander origin - 12 years or over	998	System missing	F11	Scale
		999	Not answered		
NumATSItotal	B2. Number of children of Aboriginal or Torres Strait Islander origin - total	9999	Not answered	F11	Nominal
NumLOTE_0y	B3. Number of children where language other than english spoken at home - 0 to less than 1 year	998	System missing	F11	Scale
		999	Not answered		
NumLOTE_1y	B3. Number of children where language other than english spoken at home - 1 to less than 2 years	998	System missing	F11	Scale
		999	Not answered		
NumLOTE_2y	B3. Number of children where language other than english spoken at home - 2 to less than 3 years	998	System missing	F11	Scale
		999	Not answered		
NumLOTE_3y	B3. Number of children where language other than english spoken at home - 3 to less than 4 years	998	System missing	F11	Scale
		999	Not answered		
NumLOTE_4y	B3. Number of children where language other than english spoken at home - 4 to less than 5 years	998	System missing	F11	Scale
		999	Not answered		
NumLOTE_5y	B3. Number of children where language other than english spoken at home - 5 to less than 6 years	998	System missing	F11	Scale
		999	Not answered		
NumLOTE_6y	B3. Number of children where language other than english spoken at home - 6 to less than 7 years	998	System missing	F11	Scale
		999	Not answered		
NumLOTE_7y	B3. Number of children where language other than english spoken at home - 7 to less than 8 years	998	System missing	F11	Scale
		999	Not answered		
NumLOTE_8y	B3. Number of children where language other than english spoken at home - 8 to less than 9 years	998	System missing	F11	Scale
		999	Not answered		
NumLOTE_9y	B3. Number of children where language other than english spoken at home - 9 to less than 10 years	998	System missing	F11	Scale
		999	Not answered		
NumLOTE_10y	B3. Number of children where language other than english spoken at home - 10 to less than 11 years	998	System missing	F11	Scale
		999	Not answered		
NumLOTE_11y	B3. Number of children where language other than english spoken at home - 11 to less than 12 years	998	System missing	F11	Scale
		999	Not answered		
NumLOTE_12yplus	B3. Number of children where language other than english spoken at home - 12 years or over	998	System missing	F11	Scale
		999	Not answered		
NumLOTEtotal	B3. Number of children where language other than english spoken at home - total	9999	Not answered	F11	Nominal
NumRefugee_0y	B4. Number of children from a refugee or special humanitarian programme - 0 to less than 1 year	997	Don't know/Can't say	F11	Scale
		998	System missing		
		999	Not answered		
NumRefugee_1y	B4. Number of children from a refugee or special humanitarian programme - 1 to less than 2 years	997	Don't know/Can't say	F11	Scale
		998	System missing		
		999	Not answered		
NumRefugee_2y	B4. Number of children from a refugee or special humanitarian programme - 2 to less than 3 years	997	Don't know/Can't say	F11	Scale
		998	System missing		
		999	Not answered		
NumRefugee_3y	B4. Number of children from a refugee or special humanitarian programme - 3 to less than 4 years	997	Don't know/Can't say	F11	Scale
		998	System missing		
		999	Not answered		
NumRefugee_4y	B4. Number of children from a refugee or special humanitarian programme - 4 to less than 5 years	997	Don't know/Can't say	F11	Scale
		998	System missing		
		999	Not answered		
NumRefugee_5y	B4. Number of children from a refugee or special humanitarian programme - 5 to less than 6 years	997	Don't know/Can't say	F11	Scale
		998	System missing		
		999	Not answered		
NumRefugee_6y	B4. Number of children from a refugee or special humanitarian programme - 6 to less than 7 years	997	Don't know/Can't say	F11	Scale
		998	System missing		
		999	Not answered		
NumRefugee_7y	B4. Number of children from a refugee or special humanitarian programme - 7 to less than 8 years	997	Don't know/Can't say	F11	Scale
		998	System missing		
		999	Not answered		
NumRefugee_8y	B4. Number of children from a refugee or special humanitarian programme - 8 to less than 9 years	997	Don't know/Can't say	F11	Scale
		998	System missing		
		999	Not answered		
NumRefugee_9y	B4. Number of children from a refugee or special humanitarian programme - 9 to less than 10 years	997	Don't know/Can't say	F11	Scale
		998	System missing		
		999	Not answered		
NumRefugee_10y	B4. Number of children from a refugee or special humanitarian programme - 10 to less than 11 years	997	Don't know/Can't say	F11	Scale
		998	System missing		
		999	Not answered		
NumRefugee_11y	B4. Number of children from a refugee or special humanitarian programme - 11 to less than 12 years	997	Don't know/Can't say	F11	Scale
		998	System missing		
		999	Not answered		
NumRefugee_12yplus	B4. Number of children from a refugee or special humanitarian programme - 12 years or over	997	Don't know/Can't say	F11	Scale
		998	System missing		
		999	Not answered		
NumRefugeetotal	B4. Number of children from a refugee or special humanitarian programme - total	9997	Don't know/Can't say	F11	Scale
		9999	Not answered		

	- Other areas - 8 to less than 9 years	999	Not answered		
NumSpcOth_9y	B5. Number of children who need additional assistance - Other areas - 9 to less than 10 years	998	System missing	F11	Scale
		999	Not answered		
NumSpcOth_10y	B5. Number of children who need additional assistance - Other areas - 10 to less than 11 years	998	System missing	F11	Scale
		999	Not answered		
NumSpcOth_11y	B5. Number of children who need additional assistance - Other areas - 11 to less than 12 years	998	System missing	F11	Scale
		999	Not answered		
NumSpcOth_12yplus	B5. Number of children who need additional assistance - Other areas - 12 years or over	998	System missing	F11	Scale
		999	Not answered		
NumSpcOth_total	B5. Number of children who need additional assistance - Other areas - total	9999	Not answered	F11	Nominal
TotSpcNeed_0	B5. Number of children who need additional assistance - Total children needing assistance - 0 to less than 1	998	System missing	F11	Scale
		999	Not answered		
TotSpcNeed_1	B5. Number of children who need additional assistance - Total children needing assistance - 1 to less than 2	998	System missing	F11	Scale
		999	Not answered		
TotSpcNeed_2	B5. Number of children who need additional assistance - Total children needing assistance - 2 to less than 3	998	System missing	F11	Scale
		999	Not answered		
TotSpcNeed_3	B5. Number of children who need additional assistance - Total children needing assistance - 3 to less than 4	998	System missing	F11	Scale
		999	Not answered		
TotSpcNeed_4	B5. Number of children who need additional assistance - Total children needing assistance - 4 to less than 5	998	System missing	F11	Scale
		999	Not answered		
TotSpcNeed_5	B5. Number of children who need additional assistance - Total children needing assistance - 5 to less than 6	998	System missing	F11	Scale
		999	Not answered		
TotSpcNeed_6	B5. Number of children who need additional assistance - Total children needing assistance - 6 to less than 7	998	System missing	F11	Scale
		999	Not answered		
TotSpcNeed_7	B5. Number of children who need additional assistance - Total children needing assistance - 7 to less than 8	998	System missing	F11	Scale
		999	Not answered		
TotSpcNeed_8	B5. Number of children who need additional assistance - Total children needing assistance - 8 to less than 9	998	System missing	F11	Scale
		999	Not answered		
TotSpcNeed_9	B5. Number of children who need additional assistance - Total children needing assistance - 9 to less than 10	998	System missing	F11	Scale
		999	Not answered		
TotSpcNeed_10	B5. Number of children who need additional assistance - Total children needing assistance - 10 to less than 11	998	System missing	F11	Scale
		999	Not answered		
TotSpcNeed_11	B5. Number of children who need additional assistance - Total children needing assistance - 11 to less than 12	998	System missing	F11	Scale
		999	Not answered		
TotSpcNeed_12plus	B5. Number of children who need additional assistance - Total children needing assistance - 12 years or over	998	System missing	F11	Scale
		999	Not answered		
TOTSpcNeed_total	B5. Number of children who need additional assistance - Total children needing assistance - total	9999	Not answered	F11	Nominal
PreSch_Deliver	C1. Any workers in service deliver or assist in delivering an in-house program	1	Yes	F1	Nominal
		2	No		
		999	Not answered		
Curric_NEYLF	C2. Program delivered to curriculum or framework - Yes (Early Years Learning Framework)	1	Selected	F1	Nominal
		2	Not Selected		
		998	System missing		
		999	Not answered		
Curric_StatT	C2. Program delivered to curriculum or framework - Yes (State / Territory curriculum or framework)	1	Selected	F1	Nominal
		2	Not Selected		
		998	System missing		
		999	Not answered		
Curric_Other	C2. Program delivered to curriculum or framework - Yes (other curriculum or framework)	1	Selected	F1	Nominal
		2	Not Selected		
		998	System missing		
		999	Not answered		
Curric_None	C2. Program delivered to curriculum or framework - No	1	Selected	F1	Nominal
		2	Not Selected		
		998	System missing		
		999	Not answered		
Curric_DK	C2. Program delivered to curriculum or framework - Don't Know	1	Selected	F1	Nominal
		2	Not Selected		
		998	System missing		
		999	Not answered		
Curric_999	C2. Program delivered to curriculum or framework - Not answered	1	Selected	F8	Scale
		2	Not Selected		
		998	System missing		
C4	C3. In-house program delivered by teacher with university quals in relevant field	1	Yes	F1	Nominal
		2	No		
		998	System missing		
		999	Not answered		
C5A_1	C4a. Number of children enrolled in in-house program - 3 to less than 4 years	998	System missing	F11	Scale
		999	Not answered		
C5A_2	C4a. Number of children enrolled in in-house program - 4 to less than 5 years	998	System missing	F11	Scale
		999	Not answered		
C5A_3	C4a. Number of children enrolled in in-house program - 5 to less than 6 years	998	System missing	F11	Scale
		999	Not answered		
C5A_4	C4a. Number of children enrolled in in-house program - 6 years or over	998	System missing	F11	Scale
		999	Not answered		
c5a_total	C4a. Number of children enrolled in in-house program - total	9998	System missing	F11	Scale
		9999	Not answered		

C5B_1	C4b. Number of children attended program during reference week - 3 to less than 4 years	998	System missing	F11	Scale
		999	Not answered		
C5B_2	C4b. Number of children attended program during reference week - 4 to less than 5 years	998	System missing	F11	Scale
		999	Not answered		
C5B_3	C4b. Number of children attended program during reference week - 5 to less than 6 years	998	System missing	F11	Scale
		999	Not answered		
C5B_4	C4b. Number of children attended program during reference week - 6 years or over	998	System missing	F11	Scale
		999	Not answered		
c5b_total	C4b. Number of children attended program during reference week - total	9998	System missing	F11	Scale
		9999	Not answered		
C5D_1	C4c. Number of enrolled children require additional assistance - 3 to less than 4 years	998	System missing	F11	Scale
		999	Not answered		
C5D_2	C4c. Number of enrolled children require additional assistance - 4 to less than 5 years	998	System missing	F11	Scale
		999	Not answered		
C5D_3	C4c. Number of enrolled children require additional assistance - 5 to less than 6 years	998	System missing	F11	Scale
		999	Not answered		
C5D_4	C4c. Number of enrolled children require additional assistance - 6 years or over	998	System missing	F11	Scale
		999	Not answered		
c5d_total	C4c. Number of enrolled children require additional assistance - total	9998	System missing	F11	Scale
		9999	Not answered		
rlcvsmax	Ratio - Licensed places vs maximum capacity			F8.2	Scale
rmxvstyp	Ratio - Maximum capacity vs Typical capacity			F8.2	Scale
weight1s	Service level weighting variable 1 - State by Service Type			F16.14	Scale
weight2s	Service level weighting variable 2 - State by Service Type by Remoteness			F16.14	Scale

Data file notes

Job number: SRC2486	File name: src2486_nwc_services_weighted.sas7bdat
----------------------------	--

1. Overview

This represents a final stand alone **Services** dataset for the 2021 National Workforce Census. Dataset includes 16,957 cases without coding added to data.

2. Survey Background

The National Workforce Census is conducted by the Social Research Centre on behalf of the Department of Education, Skills and Employment, and provides detailed information about the early childhood and child care workforce in child care services in Australia.

The primary data collection method is via an online survey.

Excel based submission form was used as an alternative data submission method for grouped services data managers and key contacts along with services with high numbers of staff members.

3. File Status

File format
File status
Coded data
Number of variables
Weighting variable
Unique ID variable
Date produced

Other
Final
No
294
weight1s / weight2s
SRCID
12-Jul

SAS

4. Comments on variables, data

This file represents a weighted final **Services** data file for 2021 National Workforce Census, and has been prepared as per the 2016 NWC **Services** data file (variables not required in 2021 have been removed)

Data Dictionary

Variable	Variable Label	Value	Value Label
service_type	Service - Service type		2 Family day care (FDC) 3 In home care (IHC) 6 OSHC services (vacation care offering) 9 OSHC services (before and/or after school offering) 10 Centre based day care (CBDC)
service_partner_ID	Service - Service unique reference number		
Service_state	State		1 NSW 2 VIC 3 QLD 4 SA 5 WA 6 TAS 7 NT 8 ACT
n_lic_pl	A1. Number of places this service is licensed to provide at any one time		
MxCare	A2. Maximum number of children to whom care is offered at any one time		
MxTyp_0_24m	A2a. Maximum number of places typically break down across age group - 0 to 24 months		
MxTyp_25_35m	A2a. Maximum number of places typically break down across age group - 25 to 35 months		
MxTyp_3_5y	A2a. Maximum number of places typically break down across age group - 3 to 5 years		
MxTyp_6plus	A2a. Maximum number of places typically break down across age group - 6 years or older		
TypCare	Total number of children on a typical day		
TypCar_0_24m	A3. Number of places break down across age group on typical day - 0 to 24 months		
TypCar_25_35m	A3. Number of places break down across age group on typical day - 25 to 35 months		
TypCar_3_5y	A3. Number of places break down across age group on typical day - 3 to 5 years		
TypCar_6plus	A3. Number of places break down across age group on typical day - 6 years or older		
rlcvsmax	Ratio - Licensed places vs maximum capacity		
rmxstyp	Ratio - Maximum capacity vs Typical capacity		
HasExemption	A4. Approval, exemption, or other formal permission for workers without required qualifications		1 Yes 2 No 3 Not applicable
NumExemption	A4i. Number of approval, exemption, or other formal permission for workers without required qualifications		
ASA	A4a. Any positions with exemption require EC teaching qualification		1 Yes 2 No
PrimCont_Cert_III	A5. Number of primary contact staff in reference week actively working towards Certificate III level educator		
PrimCont_Diploma	A5. Number of primary contact staff in reference week actively working towards Diploma level educator		
PrimCont_Prob	A5. Number of primary contact staff in reference week employed as educator on a probationary basis for not more than three months		
PrimCont_ECT	A5. Number of primary contact staff in reference week taken to be an early childhood teacher		
PrimCont_ECT_equiv	A5. Number of primary contact staff in reference week equivalent to an early childhood teacher		
A6	A6. Number of contact staff left the service P12M		999 Not answered
rec_plan	A7. Does this service have a Reconciliation Action Plan		1 Yes 2 No 98 Don't know 999 Not answered
NumAttend_0y	B1. Number of children attending during reference week - 0 to less than 1 year		
NumAttend_1y	B1. Number of children attending during reference week - 1 to less than 2 years		
NumAttend_2y	B1. Number of children attending during reference week - 2 to less than 3 years		
NumAttend_3y	B1. Number of children attending during reference week - 3 to less than 4 years		
NumAttend_4y	B1. Number of children attending during reference week - 4 to less than 5 years		
NumAttend_5y	B1. Number of children attending during reference week - 5 to less than 6 years		
NumAttend_6y	B1. Number of children attending during reference week - 6 to less than 7 years		
NumAttend_7y	B1. Number of children attending during reference week - 7 to less than 8 years		
NumAttend_8y	B1. Number of children attending during reference week - 8 to less than 9 years		
NumAttend_9y	B1. Number of children attending during reference week - 9 to less than 10 years		
NumAttend_10y	B1. Number of children attending during reference week - 10 to less than 11 years		
NumAttend_11y	B1. Number of children attending during reference week - 11 to less than 12 years		
NumAttend_12yplus	B1. Number of children attending during reference week - 12 years or over		
NumAttendTotal	B1. Number of children attending during reference week - total		
B1W	B1W. Just to confirm, you mentioned in B1 that <NumAttendTotal> children attended your service during the reference week. Is this correct?		1 Yes, this is correct 2 No - Change your response to B1 (you will automatically be sent back to B1 if you select this option)
B1X	B1X. Just to confirm, you mentioned in B1 that <NumAttendTotal> children attended your service during the reference week. Is this correct?		1 Yes, this is correct 2 No - Change your response to B1 (you will automatically be sent back to B1 if you select this option)
NumATSI_0y	B2. Number of children of Aboriginal or Torres Strait Islander origin - 0 to less than 1 year		
NumATSI_1y	B2. Number of children of Aboriginal or Torres Strait Islander origin - 1 to less than 2 years		
NumATSI_2y	B2. Number of children of Aboriginal or Torres Strait Islander origin - 2 to less than 3 years		
NumATSI_3y	B2. Number of children of Aboriginal or Torres Strait Islander origin - 3 to less than 4 years		
NumATSI_4y	B2. Number of children of Aboriginal or Torres Strait Islander origin - 4 to less than 5 years		
NumATSI_5y	B2. Number of children of Aboriginal or Torres Strait Islander origin - 5 to less than 6 years		
NumATSI_6y	B2. Number of children of Aboriginal or Torres Strait Islander origin - 6 to less than 7 years		
NumATSI_7y	B2. Number of children of Aboriginal or Torres Strait Islander origin - 7 to less than 8 years		
NumATSI_8y	B2. Number of children of Aboriginal or Torres Strait Islander origin - 8 to less than 9 years		

NumATSL_9y	B2. Number of children of Aboriginal or Torres Strait Islander origin - 9 to less than 10 years		
NumATSL_10y	B2. Number of children of Aboriginal or Torres Strait Islander origin - 10 to less than 11 years		
NumATSL_11y	B2. Number of children of Aboriginal or Torres Strait Islander origin - 11 to less than 12 years		
NumATSL_12yplus	B2. Number of children of Aboriginal or Torres Strait Islander origin - 12 years or over		
NumATSTotal	B2. Number of children of Aboriginal or Torres Strait Islander origin - total		
NumLOTE_0y	B3. Number of children where language other than english spoken at home - 0 to less than 1 year		
NumLOTE_1y	B3. Number of children where language other than english spoken at home - 1 to less than 2 years		
NumLOTE_2y	B3. Number of children where language other than english spoken at home - 2 to less than 3 years		
NumLOTE_3y	B3. Number of children where language other than english spoken at home - 3 to less than 4 years		
NumLOTE_4y	B3. Number of children where language other than english spoken at home - 4 to less than 5 years		
NumLOTE_5y	B3. Number of children where language other than english spoken at home - 5 to less than 6 years		
NumLOTE_6y	B3. Number of children where language other than english spoken at home - 6 to less than 7 years		
NumLOTE_7y	B3. Number of children where language other than english spoken at home - 7 to less than 8 years		
NumLOTE_8y	B3. Number of children where language other than english spoken at home - 8 to less than 9 years		
NumLOTE_9y	B3. Number of children where language other than english spoken at home - 9 to less than 10 years		
NumLOTE_10y	B3. Number of children where language other than english spoken at home - 10 to less than 11 years		
NumLOTE_11y	B3. Number of children where language other than english spoken at home - 11 to less than 12 years		
NumLOTE_12yplus	B3. Number of children where language other than english spoken at home - 12 years or over		
NumLOTEtotal	B3. Number of children where language other than english spoken at home - total		
NumRefugee_0y	B4. Number of children from a refugee or special humanitarian programme - 0 to less than 1 year		
NumRefugee_1y	B4. Number of children from a refugee or special humanitarian programme - 1 to less than 2 years		
NumRefugee_2y	B4. Number of children from a refugee or special humanitarian programme - 2 to less than 3 years		
NumRefugee_3y	B4. Number of children from a refugee or special humanitarian programme - 3 to less than 4 years		
NumRefugee_4y	B4. Number of children from a refugee or special humanitarian programme - 4 to less than 5 years		
NumRefugee_5y	B4. Number of children from a refugee or special humanitarian programme - 5 to less than 6 years		
NumRefugee_6y	B4. Number of children from a refugee or special humanitarian programme - 6 to less than 7 years		
NumRefugee_7y	B4. Number of children from a refugee or special humanitarian programme - 7 to less than 8 years		
NumRefugee_8y	B4. Number of children from a refugee or special humanitarian programme - 8 to less than 9 years		
NumRefugee_9y	B4. Number of children from a refugee or special humanitarian programme - 9 to less than 10 years		
NumRefugee_10y	B4. Number of children from a refugee or special humanitarian programme - 10 to less than 11 years		
NumRefugee_11y	B4. Number of children from a refugee or special humanitarian programme - 11 to less than 12 years		
NumRefugee_12yplus	B4. Number of children from a refugee or special humanitarian programme - 12 years or over		
NumRefugeeTotal	B4. Number of children from a refugee or special humanitarian programme - total		
TotSpcNeed_0	B5. Number of children who need additional assistance - Total children needing assistance - 0 to less than 1 year		
NumSpcLAK_0y	B5. Number of children who need additional assistance - Learning and applying knowledge - 0 to less than 1 year		
NumSpcCom_0y	B5. Number of children who need additional assistance - Communication - 0 to less than 1 year		
NumSpcMob_0y	B5. Number of children who need additional assistance - Mobility - 0 to less than 1 year		
NumSpcSC_0y	B5. Number of children who need additional assistance - Self care - 0 to less than 1 year		
NumSpcPIR_0y	B5. Number of children who need additional assistance - Interpersonal interactions and relationships - 0 to less than 1 year		
NumSpcOth_0y	B5. Number of children who need additional assistance - Other areas - 0 to less than 1 year		
TotSpcNeed_1	B5. Number of children who need additional assistance - Total children needing assistance - 1 to less than 2 years		
NumSpcLAK_1y	B5. Number of children who need additional assistance - Learning and applying knowledge - 1 to less than 2 years		
NumSpcCom_1y	B5. Number of children who need additional assistance - Communication - 1 to less than 2 years		
NumSpcMob_1y	B5. Number of children who need additional assistance - Mobility - 1 to less than 2 years		
NumSpcSC_1y	B5. Number of children who need additional assistance - Self care - 1 to less than 2 years		
NumSpcPIR_1y	B5. Number of children who need additional assistance - Interpersonal interactions and relationships - 1 to less than 2 years		
NumSpcOth_1y	B5. Number of children who need additional assistance - Other areas - 1 to less than 2 years		
TotSpcNeed_2	B5. Number of children who need additional assistance - Total children needing assistance - 2 to less than 3 years		
NumSpcLAK_2y	B5. Number of children who need additional assistance - Learning and applying knowledge - 2 to less than 3 years		
NumSpcCom_2y	B5. Number of children who need additional assistance - Communication - 2 to less than 3 years		
NumSpcMob_2y	B5. Number of children who need additional assistance - Mobility - 2 to less than 3 years		
NumSpcSC_2y	B5. Number of children who need additional assistance - Self care - 2 to less than 3 years		
NumSpcPIR_2y	B5. Number of children who need additional assistance - Interpersonal interactions and relationships - 2 to less than 3 years		
NumSpcOth_2y	B5. Number of children who need additional assistance - Other areas - 2 to less than 3 years		
TotSpcNeed_3	B5. Number of children who need additional assistance - Total children needing assistance - 3 to less than 4 years		
NumSpcLAK_3y	B5. Number of children who need additional assistance - Learning and applying knowledge - 3 to less than 4 years		
NumSpcCom_3y	B5. Number of children who need additional assistance - Communication - 3 to less than 4 years		
NumSpcMob_3y	B5. Number of children who need additional assistance - Mobility - 3 to less than 4 years		
NumSpcSC_3y	B5. Number of children who need additional assistance - Self care - 3 to less than 4 years		

NumSpciPIR_11y	B5. Number of children who need additional assistance - Inter-personal interactions and relationships - 11 to less than 12 years		
NumSpcOth_11y	B5. Number of children who need additional assistance - Other areas - 11 to less than 12 years		
TotSpcNeed_12plus	B5. Number of children who need additional assistance - Total children needing assistance - 12 years or over		
NumSpclAK_12yplus	B5. Number of children who need additional assistance - Learning and applying knowledge - 12 years or over		
NumSpcCom_12yplus	B5. Number of children who need additional assistance - Communication - 12 years or over		
NumSpcMob_12yplus	B5. Number of children who need additional assistance - Mobility - 12 years or over		
NumSpcSC_12yplus	B5. Number of children who need additional assistance - Self care - 12 years or over		
NumSpciPIR_12yplus	B5. Number of children who need additional assistance - Inter-personal interactions and relationships - 12 years or over		
NumSpcOth_12yplus	B5. Number of children who need additional assistance - Other areas - 12 years or over		
NumSpclAK_total	B5. Number of children who need additional assistance - Learning and applying knowledge - total		
NumSpcCom_total	B5. Number of children who need additional assistance - Communication - total		
NumSpcMob_total	B5. Number of children who need additional assistance - Mobility - total		
NumSpcSC_total	B5. Number of children who need additional assistance - Self care - total		
NumSpciPIR_total	B5. Number of children who need additional assistance - Inter-personal interactions and relationships - total		
NumSpcOth_total	B5. Number of children who need additional assistance - Other areas - total		
TOTSpcNeed_total	B5. Number of children who need additional assistance - Total children needing assistance - total		
PreSch_Deliver	C1. Any workers in service deliver or assist in delivering an in-house program	1 Yes 2 No 3 Don't know	
PreSch_Hours	C1a. How many hours of in-house program were delivered by this service?	999 Don't know	
PreSch_HowDelivered	C1b. How is the in-house program delivered in this service?	1 Mainly in person by a qualified ECT 2 Mainly by early childhood educators, with supervision from a qualified ECT who is onsite 3 Mainly by early childhood educators with remote (e.g. online) support from a qualified ECT 4 Other 999 Not answered	
Curric_NEYLF	C2. Is the in-house program based on a specific curriculum or framework? Early Years Learning Framework	0 No 1 Yes	
Curric_StatT	C2. Is the in-house program based on a specific curriculum or framework? State / Territory curriculum or framework	0 No 1 Yes	
Curric_Other	C2. Is the in-house program based on a specific curriculum or framework? Other curriculum or framework	0 No 1 Yes	
Curric_None	C2. Is the in-house program based on a specific curriculum or framework? - No	0 No 1 Yes	
Curric_DK	C2. Is the in-house program based on a specific curriculum or framework? - Don't know	0 No 1 Yes	
C4_new2021	C3. Highest level of relevant educational qualification of the staff member who was responsible for face-to-face delivery of the program	1 Post graduate degree 2 Graduate diploma or graduate certificate 3 Bachelor degree honours 4 Bachelor degree pass (4 yrs or equivalent) 5 Bachelor degree pass (3 yrs or equivalent) 6 Advanced diploma 7 Diploma 8 Certificate level IV 9 Certificate level III 10 Certificate level I or II 11 Other certificate 12 Qualification unknown 999 Not answered	
C5A_1	C4a. Number of children enrolled in in-house program - 3 to less than 4 years		
C5A_2	C4a. Number of children enrolled in in-house program - 4 to less than 5 years		
C5A_3	C4a. Number of children enrolled in in-house program - 5 to less than 6 years		
C5A_4	C4a. Number of children enrolled in in-house program - 6 years or over		
c5a_total	C4a. Number of children enrolled in in-house program - total		
C5B_1	C4b. Number of children attended program during reference week - 3 to less than 4 years		
C5B_2	C4b. Number of children attended program during reference week - 4 to less than 5 years		
C5B_3	C4b. Number of children attended program during reference week - 5 to less than 6 years		
C5B_4	C4b. Number of children attended program during reference week - 6 years or over		
c5b_total	C4b. Number of children attended program during reference week - total		
C5D_1	C4c. Number of enrolled children require additional assistance - 3 to less than 4 years		
C5D_2	C4c. Number of enrolled children require additional assistance - 4 to less than 5 years		
C5D_3	C4c. Number of enrolled children require additional assistance - 5 to less than 6 years		
C5D_4	C4c. Number of enrolled children require additional assistance - 6 years or over		
c5d_total	C4c. Number of enrolled children require additional assistance - total		
PRIMARY_orig	Number of Primary Contact Staff - from Registration / Service data		
OTHER_CON_orig	Number of Other Contact Staff - from Registration / Service data		
MGMT_ADMIN_orig	Number of Management / Admin Staff - from Registration / Service data		
OTHER_orig	Number of Other / Support Staff - from Registration / Service data		
TOTAL_orig	Total number of Staff - from Registration / Service data		
CON_TOTAL_orig	Total number of Contact Staff - from Registration / Service data		
OTH_TOTAL_orig	Total number of Non-contact Staff - from Registration / Service data		
PRIMARY	Number of Primary Contact Staff - from Worker data		
OTHER_CON	Number of Other Contact Staff - from Worker data		
MGMT_ADMIN	Number of Management / Admin Staff - from Worker data		
OTHER	Number of Other / Support Staff - from Worker data		
TOTAL	Total number of Staff - from Worker data		
CON_TOTAL	Total number of Contact Staff - from Worker data		

OTH_TOTAL	Total number of Non-contact Staff - from Worker data		
weight1s	Service weight - State by service type		
weight2s	Service weight - State by service type by remoteness		



Australian Government
Department of Education

2021

Early Childhood Education and Care

National Workforce Census

DATA PROTOCOL

July 2022



With the exception of the Commonwealth Coat of Arms, the Department's logo, any material protected by a trade mark and where otherwise noted all material presented in this document is provided under a [Creative Commons Attribution 3.0 Australia](#) licence.

The details of the relevant licence conditions are available on the Creative Commons website (accessible using the links provided) as is the full legal code for the [CC BY 3.0 AU licence](#).

Contents

1. INTRODUCTION	4
1.1. The Purpose of the Data Protocol	4
1.2. Background to the ECEC NWC.....	4
2. ECEC NWC DATA: DEFINITION, USAGE PURPOSE & OWNERSHIP	5
2.1. Definition of ECEC NWC data	5
2.2. Purposes for usage of the ECEC NWC Census data	6
2.3. Formal Responsibility for ECEC NWC data	6
3. GUIDING PRINCIPLES	6
3.1. Privacy, Confidentiality and Legal Conformity	6
3.2. Security.....	8
3.3. Reporting of ECEC NWC results.....	8
3.4. Appropriate Feedback to Data Providers.....	8
3.5. Analysis and Dissemination.....	8
3.6. Accountability.....	8
3.7. Ongoing Review.....	9
3.8. Transparency	9
4. MANAGING THE ECEC NATIONAL WORKFORCE CENSUS DATA	9
4.1. Management of ECEC NWC Data	9
4.2. ECEC NWC Results Published by the Department.....	9
4.3. Access to Unpublished ECEC NWC Data.....	10
4.4. Data Access Requirements	11
4.4.1. Process for access.....	11
4.5. Reporting Results from the ECEC NWC	11
4.5.1. Australian Government Release of Reports based on Unpublished Data.....	11
4.5.2. Release of Reports by Other Entities based on Unpublished Data	11

1. INTRODUCTION

1.1. The Purpose of the Data Protocol

This Data Protocol document sets out the principles, rules and procedures governing the use and disclosure of the Early Childhood Education and Care National Workforce Census (ECEC NWC) data.

This Data Protocol applies to all data obtained during the 2021 and previous collections of the ECEC National Workforce Census and succeeds the 2016 Early Childhood Education and Care National Workforce Census Data Protocol.

1.2. Background to the ECEC NWC

The Early Childhood Education and Care National Workforce Census is part of a range of Australian Government initiatives designed to improve the quality of information used in developing and measuring early childhood policy and programs. The ECEC National Workforce Census was designed to provide comprehensive, current and nationally consistent data on access to ECEC services, staff qualifications and experiences.

It is the latest in a series of large-scale data collections which address information gaps in administrative data sources. Predecessors include the Australian Government Census of Child Care Services (AGCCCS) and the 2008-09 Child Care Provider Survey (CCPS), commissioned by the former Department of Education, Employment and Workplace Relations (DEEWR) to collect data to supplement the administrative data available from the Child Care Subsidy System (CCSS).

The 2010 ECEC National Workforce Census comprised a census of Australian Government approved child care services and state and territory preschool services (Services Census) as well as a census of staff working in those services which collected data directly from the individual staff members (Staff Census). Preschool services and the Staff Census were not included in the large-scale collections noted above.

The 2010 ECEC NWC was developed specifically to address information gaps in existing administrative data sources, with respect to the ECEC workforce, participation in and provision of preschool programs and children with additional needs in child care. The 2010 ECEC NWC was conducted in partnership with state and territory governments.

In 2010, around 79 per cent of all approved child care and preschool service providers completed the ECEC National Workforce Census Services Survey with responses by service type varying across states and territories. Approximately three in four (75 per cent) child care and preschool services had at least one staff member who completed the Staff Survey and completed questionnaires were processed for around 62,000 approved child care and preschool staff.

The 2013 ECEC NWC collected information from Australian Government approved child care services and state and territory preschools and directly from the early childhood workforce (Services Census and Staff Census). The results were used by the then Australian Government Department of Education for a range of purposes, including to inform the contribution to the Review of the National Partnership Agreement on the National Quality Agenda in 2014, evaluations of a number of programs, policy analysis and to inform its contribution to the Report on Government Services (RoGS).

In 2013, around 80 per cent of all approved child care and preschools service providers completed the ECEC NWC. Just over 70 per cent of all child care and preschool services had at least one staff member who completed the Staff Census (approximately 72,000 approved child care and preschool staff).

The 2016 ECEC NWC collected information from Australian Government approved child care services but unlike the 2010 and 2013 collections, state and territory preschools and the Staff Census were not included. The results of the data collection will support the Jobs for Families Child Care Package, inform on-going progress of the National Quality Agenda and the Department's contribution to the Report on Government Services (RoGS).

In 2016, over 94 per cent of approved child care services completed the ECEC NWC compared with approximated 84 per cent in 2013 and approximately 81 per cent in 2010.

The 2021 ECEC NWC is a continuation of the previous collections in 2010, 2013 and 2016. It was originally intended to be undertaken in 2019, however, with the commencement of the Child Care Subsidy (CCS) system, a decision was made to delay the Census to 2020 to reduce the burden on the childcare sector. In March 2020 and in line with the COVID-19 pandemic, the Department decided to postpone the data collection until 2021.

Participation in the 2021 ECEC NWC was mandatory for approved child care services under the Family Assistance Law, and voluntary for dedicated preschools. Note that Western Australian and South Australian preschools did not participate in 2021.

The completion rate for approved child care services was 99 per cent, the highest completion rate since 1989. The completion rate for dedicated preschools was 62.3 per cent.

ECEC National Workforce Census data continues to assist policy makers in developing a better understanding of the challenges of providing quality education and child care, assessing the capacity in the workforce to meet future demand and formulating strategies to support early childhood development policies.

2. ECEC NWC DATA: DEFINITION, USAGE PURPOSE & OWNERSHIP

2.1. Definition of ECEC NWC data

For the purpose of this Data Protocol, the ECEC National Workforce Census data are defined as data held in the Department of Education's ECEC NWC data collection comprising:

All data collected in the ECEC National Workforce Census through the online data collection system and other approved mechanisms; and

Limited child care services identifying data that was used to aid the data collection process (such as service location, type etc) and associated derived data (such as geographical data based on service's locations).

The ECEC National Workforce Census data described above are contained in a number of data sets recognising the different collection periods and nature and sources of data collected.

In 2010 and 2013 the ECEC NWC data collections are contained in three data sets:

Data collected via the ECEC NWC Services Census

1. Services data set – unit record file of service level data collected from child care and preschool services
2. Workers data set – unit record file of workforce (individual persons) level data collected from child care and preschool services

Data collected via the ECEC NWC Staff Census

3. Staff data set – unit record file of workforce (individual persons) level data collected from directly from the workforce individuals

In 2016 and 2021, the data collection is contained in two data sets:

Data collected via the ECEC NWC Services Census

1. Services data set – unit record file of service level data collected from child care services
2. Workers data set – unit record file of workforce (individual persons) level data collected from child care services

2.2. Purposes for usage of the ECEC NWC Census data

Data from the ECEC National Workforce Census are to be used for early childhood education and care and early childhood workforce policy and planning, data analyses and statistical and research purposes. Data may also be combined with information from other organisations to improve programs, policies and outcomes for the early childhood workforce and young children.

The ECEC National Workforce Census data are **not designed or intended** to be used to assess legislative compliance or to update administrative records.

2.3. Formal Responsibility for ECEC NWC data

Ownership of the ECEC National Workforce Census data resides with the Australian Government (represented by Department of Education).

The Department will manage the provision of data to other Australian Government agencies, states and territories, researchers and other interested parties, within the constraints of privacy legislation and the *Family Assistance Act 1999*.

3. GUIDING PRINCIPLES

To ensure appropriate disclosure and effective use of the ECEC National Workforce Census the following guiding principles govern the access, use and disclosure of all ECEC National Workforce Census data.

3.1. Privacy, Confidentiality and Legal Conformity

The collection of information from approved child care services was authorised under Section 67FH of the *A New Tax System (Family Assistance Administration) Act 1999*. Under this legislation, all information collected is protected and subject to strict release conditions.

Participation in the ECEC NWC by state and territory preschools and members of the ECEC workforce was voluntary and the use and release of this data is subject to relevant legislation (e.g. Privacy Act) and conditions stipulated at the time of the data collection (e.g. provided on the data collection

instrument and/or the 2021 Early Childhood Education and Care National Workforce Census Privacy Notice ([2021 Privacy Notice](#)).

Accordingly, release of ECEC National Workforce Census data, in any form, outside the Department of Education must ensure the confidentiality of personal information and where applicable adhere to Family Assistance Law. Data disclosure must conform to:

- the *A New Tax System (Family Assistance) (Administration) Act 1999*,
- the principles of the *Privacy Act 1988*,
- the Department of Education's Privacy Policy and
- for the 2021 data collection, the [2021 Privacy Notice](#).

Refer to the Department of Education's website for further information about privacy and see the table below for summary of the legislative and privacy requirements that apply to each dataset in each ECEC NWC data collections in relation to data disclosure.

Data set and source	Year of ECEC NWC data collection & applicable data disclosure legislation and documents			
	2010	2013	2016	2021
Services data set – source: Australian Government approved child care services	Family Assistance Law [#] ; Privacy Act	Family Assistance Law [#] ; Privacy Act	Family Assistance Law [#] ; Privacy Act; 2016 ECEC NWC Privacy Notice	Family Assistance Law [#] ; Privacy Act; 2021 ECEC NWC Privacy Notice
Services data set – source: State and territory preschool services	Privacy Act	Privacy Act	Not applicable	Privacy Act
Workers data set – source: Australian Government approved child care services	Family Assistance Law [#] ; Privacy Act	Family Assistance Law [#] ; Privacy Act	Family Assistance Law [#] ; Privacy Act; 2016 ECEC NWC Privacy Notice	Family Assistance Law [#] ; Privacy Act; 2021 ECEC NWC Privacy Notice
Workers data set – source: State and territory preschool services	Privacy Act	Privacy Act	Not applicable	Not applicable
Staff data set – sources: Individual workforce members of Australian Government approved child care services and; state and territory preschool services	Privacy Act	Privacy Act	Not applicable	Not applicable

[#] The *A New Tax System (Family Assistance) (Administration) Act 1999*

3.2. Security

The data collection techniques and reporting technologies ensured the integrity and security of the ECEC National Workforce Census data. The Department of Education has ownership and custodianship of ECEC National Workforce Census data. Within the Department of Education, the ECEC NWC data is held on secure storage and access to microdata is restricted to officers who have authorised access.

All users of the data are to comply at all times with any security requirements notified by the Department of Education in relation to security of embargoed information and the storage and use of ECEC National Workforce Census data.

3.3. Reporting of ECEC NWC results

The following concepts underpin and support the meaningful reporting and release of reports based on ECEC National Workforce Census data:

- reporting will be in accordance with the ECEC National Workforce Census Data Protocol (this document);
- no information that permits the reporting of individual services or workers is permitted;
- disaggregated information will only be released where the data is assessed to be of a suitable level of quality;
- information should be presented so that it can be clearly understood; and
- all data should be appropriately footnoted and the data source acknowledged.

3.4. Appropriate Feedback to Data Providers

Information about the results of the ECEC National Workforce Census will be available to data providers and all interested parties through the Department of Education's website, published articles and other relevant communication vehicles.

3.5. Analysis and Dissemination

Ongoing analysis and dissemination of results using the ECEC National Workforce Census data are seen as important outcomes from the ECEC National Workforce Census. Data provided to users authorised by the Department of Education should be used in accordance with the Data Protocol, confidentiality agreements and only used for the purposes for which access has been granted.

3.6. Accountability

All parties using ECEC National Workforce Census data are accountable for how they use the data, which must be in accordance with this Data Protocol. Complaints about the national collection, management, access, use or dissemination of ECEC National Workforce Census data are to be referred to the Department of Education by email at: ECEC-NWC@education.gov.au

3.7. Ongoing Review

To ensure that this protocol remains a contemporary document and relevant to the emerging data needs of stakeholders, this protocol will be reviewed periodically.

3.8. Transparency

Clear documentation describing all the procedures associated with access, use and dissemination of ECEC National Workforce Census data will be publicised on the ECEC National Workforce Census page on the Department of Education's website. Documentation will be available in a suitable format to accompany data and in other formats to stakeholders who do not have ready access to the internet.

4. MANAGING THE ECEC NATIONAL WORKFORCE CENSUS DATA

4.1. Management of ECEC NWC Data

The Australian Government Department of Education will ensure that:

- confidence in the integrity and quality of ECEC National Workforce Census data for its agreed purposes is achieved and maintained;
- the potential value of ECEC National Workforce Census data are realised over time;
- the legitimate interests of ECEC National Workforce Census data stakeholders are acknowledged and addressed; and
- strategic ECEC National Workforce Census data risks and issues are identified and effectively addressed.

The role of the Australian Government Department of Education in managing ECEC National Workforce Census Data is to:

- oversee the use of ECEC National Workforce Census data and ensure the Data Protocol and related documents, including comprehensive data dictionaries, are published or easily accessible;
- determine policies and processes for the access, use and dissemination of ECEC National Workforce Census data;
- manage requests for access to and appropriate use of ECEC National Workforce Census data; and
- monitor and address strategic ECEC National Workforce Census data risks and issues.

4.2. ECEC NWC Results Published by the Department

Published final ECEC NWC results released by the Department will be made available in a variety of formats including, not limited to, reports, fact sheets, tables, and articles. These (macrodata) results will conform to data disclosure requirements of Family Assistance Law, Privacy legislation and undertakings made to participants (data providers) before each data collection was undertaken.

Typically, the Department releases an ECEC NWC National Report presenting the results using tables and graphs. Simultaneously, a suite of results mostly based on tables included in the National Report are released for each state and territory. Data aggregation, and cell confidentialisation (including perturbation) have been employed to ensure that privacy and other legislative data disclosure requirements were met.

In 2010 and 2013 ECEC NWC each state and territory received embargoed copies of the National Report and their jurisdiction's suite of tables.

In 2016, rather than large numbers of tables being released for each state and territory, a select number of results tables were released to reduce the prevalence of cell confidentialisation and to improve the utility of the published data.

In 2021 each state and territory will receive a Pivot Table of their own jurisdiction's data with national results under a Public Interest Certificate.

Information from the ECEC National Workforce Census will be available to the public through the Department of Education's website.

4.3. Access to Unpublished ECEC NWC Data

Types of data:

- Published ECEC NWC data refers to data that has been published by the Department or by another body in accordance with this Data Protocol.
- Unpublished ECEC NWC data refers to any data that is not published data and includes:
 - Unpublished Microdata – information at the level of response (e.g. either individual child care/preschool service or individual worker)
 - Unpublished Macrodata – information in an aggregate or summarised form

The Australian Government Department of Education has access to all unpublished data from the ECEC National Workforce Census.

Requests from organisations (government and non-government) and individuals for access to unpublished ECEC National Workforce Census data must be consistent with the principles and purposes outlined in this Data Protocol.

Microdata requests

The Department will consider requests for access to unpublished ECEC NWC microdata and base disclosure decisions on the legal requirements of the Family Assistance Law and the Privacy Act.

In instances where legislative requirements do not permit the disclosure of unpublished microdata for particular requests, the Department MAY instead consider a request for appropriately confidentialised macrodata.

Macrodata requests

As requests for ECEC NWC macro may require data preparation by the Department of Education, macro data requests will be considered on an individual basis after discussions with the requester.

4.4. Data Access Requirements

All Organisations (government and non-government), researchers and/or individuals must obtain approval from the Department to access to microdata and sign relevant confidentiality deeds before access will be provided.

4.4.1. Process for access

For the 2010, 2013, 2016 and 2021 ECEC NWC data collections, State and Territory Government education agencies were given access to unpublished microdata available from the Australian Government for the purposes specified in the associated legal documents (Public Interest Certificates) and after signing the relevant access documentation such as the Deed of Confidentiality for Organisations and the Deed of Confidentiality for an Individual User in an Organisation.

For 2021 ECEC NWC, state and territory Government education agencies and other departments/organisations and individuals may request microdata and macrodata under this Data Protocol using the process described below.

Organisations, researchers and/or individuals who wish to gain access to unpublished ECEC National Workforce Census data held by the Department of Education are to send data requests, in hard copy letters or emails, to ECEC-NWC@education.gov.au.

Each data request will be assessed to determine whether it meets the requirements of this Data Protocol.

All organisations, researchers and/or individuals that have their request to access to microdata approved will be required to sign one or more of the following confidentiality agreements before data are released to them:

- a. Organisations – this applies to any organisation (government and non-government) requesting access to ECEC National Workforce Census microdata data; or
- b. Individuals – this applies to any individual internal or external to an organisation requesting access to National ECEC Workforce microdata.

4.5. Reporting Results from the ECEC NWC

4.5.1. Australian Government Release of Reports based on Unpublished Data

If the Australian Government (represented by the Department of Education) wishes to publish a report based on previously unpublished ECEC National Workforce Census data at a level below the national level, then the Australian Government will, as a courtesy, provide State and Territory Education Department representatives with a copy of the material prior to its release where the data references particular states.

4.5.2. Release of Reports by Other Entities based on Unpublished Data

Individuals and organisations granted access to unpublished micro data must adhere to the conditions specified in their confidentiality agreements. In terms of publishing or disclosing ECEC NWC research/analysis or results it is imperative that individual services or workers are not identified.

State and Territory Education departments may release reports, including presentations, papers and other materials based on previously unpublished ECEC National Workforce Census data that is held by them. As a courtesy, prior to the release of any materials by these entities, the report or other materials should be provided to the Australian Government Department of Education ahead of its release.

All other entities (including research and other private and/or public sector organisations not identified above) that have applied and been granted access to previously unpublished ECEC National Workforce Census data should provide a draft, embargoed copy of the proposed reports, including presentations, papers and other materials to the Australian Government Department of Education.

Department of Education Skills and Employment

2021 Early Childhood Education and Care - National Workforce Census

Sample variables

Servicetype	2	Family day care (FDC)
Service type	3	In home care (IHC)
	6	OSHC services (vacation care offering)
	9	OSHC services (before and/or after school offering)
	10	Centre based day care (CBDC)
	12	Dedicated preschools
Group	1	Vac and service is located in NT, TAS, SA
Reference week	2	Vac and service is located in ACT, NSW, SA, TAS, WA
	3	Non-Vac & preschools
VacandNon	1	Has both Vac and Non-Vac attached to service
	2	All other
Reg	1	Registered service
Registered service	2	Unregistered service
Regstaff	1	Registered service, provided staff numbers
Registered service	2	All other
VacandNon	1	Organisation has schedule IDs for a Vacation and OSHC Service
IRprimcon		Number of Primary Contact workers from Registration
IRothcon		Number of Other contact workers from Registration
IRmangadmin		Number of Management / Administration workers from Registration
IRother		Number of Other workers from Registration
FDCcarersFeb16		Sample median FDC Carers (Feb 2016)
AvgchildnumMar16		Sample average number of children (Mar 2016)
Key contact name		
Key contact phone number		
ReferenceWeek		Reference week dates for each service
PRE_KINDER		Insert program type (preschool / kindergarten)
		IF SERVICETYPE IS OSHC (VAC), OSHC (B&A), CBDC (4 THRU 11) DISPLAY: staff members and educators / carers
		IF SERVICETYPE IS FDC, IHC (2 OR 3): educators / carers, independent contractors, and staff members
WORKER_TYPE		IF SERVICETYPE IS DEDICATED PRESCHOOL (12): educators and staff members

Header (all pages)

*PROGRAMMER SERVICE NAME AND TYPE NEEDS TO APPEAR ON ALL SCREENS AFTER LOGIN EXAMPLE Caloundra Christian College Outside School Hours Care / <SERVICETYPE_TXT> / Reference Week: Monday 26 April to Sunday 30 April

Top left logo:



Australian Government
**Department of Education,
Skills and Employment**

Top right logo:



**Social
Research
Centre**

Footer (all pages)

[Privacy](#) | [FAQs](#) | nwc@srcentre.com.au | 1800 XXX XXX

Pause screen

Thanks for your time so far. Your answers have been saved and you can come back to update the National Workforce Census for this service at any time before <CLOSE DATE> by returning to your email and clicking on the link for this service (or by using the username and password supplied in your letter to login at www.education.gov.au/nationalworkforcecensus).

General programmer notes

- ALL QUESTIONS MANDATORY UNLESS STATED OTHERWISE
- PLEASE DISPLAY SECTION HEADINGS DURING THE SURVEY FOR SECTION A – CLOSE
- DISPLAY QUESTION NUMBERS ON SCREEN FOR SECTION A- CLOSE

SECTION AA: Welcome screen, intros, and screening

*(ALL)

WELCOME SCREEN**2021 EARLY CHILDHOOD EDUCATION AND CARE NATIONAL WORKFORCE CENSUS**

Please note that if you are unable to finish the data collection in one sitting please click on the 'Save & Close' button. Your answers will be saved and you are able to re-enter and complete the National Workforce Census at a time that is more convenient.

*(DISPLAY IF SERVICETYPE=6 (VAC) AND DATE IS DURING REFERENCE WEEK)

For services NOT open after the reference week:

If required, you can estimate the number of children attending / staff working at the Vacation care service during the reference week, to allow you to complete the data collection while your service is still open. If this is the case, please ensure the information provided for your service is as accurate as possible. Please feel free to contact the National Workforce Census Helpline on 1800 639 098 (free call) or email nwc@srcentre.com.au if you have any queries about this.

For services open after the reference week:

Although the National Workforce Census will be available to complete during the reference week, we encourage you to complete the data collection after the reference week and record the actual number of children attending / staff working at the Vacation care service during the reference week.

To navigate through the questions, please use the 'Next' and 'Previous' buttons provided at the bottom of the page. Please do not use your browser buttons to navigate.

*(REG=1, REGISTERED SERVICES ONLY)

INTRO1 Completion of the National Workforce Census is required for each service type (service CRN or Customer Reference Number) provided by your service.

Remember if you are the key contact person for multiple services or multiple service types (service CRN or Customer Reference Number), you will need to complete a separate National Workforce Census for each service.

*(DISPLAY IF VACANDNON=1 AND SERVICETYPE=6 OR 9:

Please note: The Department's records indicate that as an OSHC service you have both a Before and after school care offering **AS WELL AS** a Vacation care offering. For the purpose of the National Workforce Census completion, please complete a Census for each of the two offerings separately.

You are currently completing the Census for your: **<Servicetype>**

Refer to your email / letter for the Census completing link for your: (DISPLAY IF SERVICETYPE=6: Before and/or after school offering OR DISPLAY IF SERVICETYPE=9: Vacation care offering).

*(DISPLAY FOR ALL)

Click 'Next' to complete the National Workforce Census for your <servicetype> service now. Please refer to the recent letter or email about registering/completing your Vacation care service for further details.

If you have any queries please contact the National Workforce Census Helpline on 1800 639 098 (free call) or email nwc@srcentre.com.au.

If you would like to view a full list of the questions asked before you begin, please click here.

At the end of National Workforce Census, you will be asked to click on the 'Submit' button to finalise your response. *(DISPLAY DURING PRIZE DRAW PERIOD: After you click on this button your service will automatically be entered into the prize draw for 1 of 16 \$750 vouchers towards educational materials or equipment.)

*(REG=1, REGISTERED SERVICES ONLY)

INTRO2 You are about to commence the National Workforce Census for the following service / service type:

USERNAME: <USERNAME>

SERVICE NAME: <SERVICENAME>

SERVICE TYPE: <SERVICETYPE>

By clicking 'Next' you are confirming that you are authorised to complete and submit the National Workforce Census on behalf of the service.

Please call 1800 639 098 (freecall) or email nwc@srcentre.com.au for assistance.

*(REG=2, SERVICES NOT YET REGISTERED)

S1 Completion of the National Workforce Census is required for each service type (a service CRN or Customer Reference Number) provided by your service.

If you would like to view a full list of the questions asked before you begin, please click here.

At the end of National Workforce Census, you will be asked to click on the 'Submit' button to finalise your response. *(DISPLAY DURING PRIZE DRAW PERIOD: After you click on this button your service will automatically be entered into the prize draw for 1 of 16 \$750 vouchers towards educational materials or equipment.)

*PROGRAMMER DISPLAY IF VACANDNON=1 AND SERVICETYPE=6 OR 9:

Please note: The Department's records indicate that as an OSHC service you have both a Before and after school care offering **AS WELL AS** a Vacation care offering. For the purpose of the National Workforce Census completion, please complete a Census for each of the two offerings separately.

Refer to your email / letter for the Census completing link for your: (DISPLAY IF SERVICETYPE=6: Before and/or after school offering OR DISPLAY IF SERVICETYPE=9: Vacation care offering)

You are currently completing the National Workforce Census for (DISPLAY IF SERVICETYPE=2,3, 10,12: the following approved service type: <SERVICETYPE> DISPLAY IF SERVICETYPE=6 OR 9: for your: <Servicetype>)

Is this service type correct?

1. Yes
2. No

*(S1=2, DID NOT REGISTER / SERVICE TYPE INCORRECT)

S2 To ensure the accuracy of the data collected in the National Workforce Census, it is important that we have the correct service type (as per the CCS Approval ID for this service), so we will need to confirm your service type before proceeding.

Please provide your name and best contact number below and click 'Save' - the Social Research Centre will then call you back.

Your name: <text box>

Best contact number: <numeric box, phone format>

*(PROGRAMMER: CHANGE "Next" BUTTON to "Save" for this page – THEN GO TO TERM1)

*(S1=1, DID NOT REGISTER, SERVICE TYPE CORRECT)

S3 Please confirm / update the details for this service.

For address details, please confirm the **physical location** of the service (not the postal address, or address details of a head office). We will use this information to ensure that we have correctly identified this service.

*PROGRAMMER NOTE: All non-mandatory fields except Service Name.

Service Name *: <SERVICENAME>

Address Line 1 (physical location, not mailing address): <SERVICEADDRESS1>

Address Line 2: <SERVICEADDRESS2>

Suburb: <SERVICESUBURB>

State: <SERVICESTATE>

Postcode: <SERVICEPOSTCODE>

Phone (Enter number as 10 digits without spaces: e.g. 0412345678 or 0791234567):

<SERVICETELEPHONE>

Email: <SERVICEEMAIL>

Your name (in case we need to contact you about the information provided): <TEXT BOX>

*(S1=1 OR REG=1, DID NOT REGISTER / SERVICE TYPE CORRECT OR REGISTERED SERVICE)

S4 *(DISPLAY IF REG=1: Just to confirm, was; ELSE DISPLAY: Was) this service operating during the reference week <REFERENCEWEEK>?

Please answer "Yes" if service was operating on 1 or more days during the reference week.

1. Yes
2. No

*(S4=2, NOT OPERATING DURING REFERENCE WEEK)

S5 Services that were not operating during the reference week are not required to complete the National Workforce Census. Please provide the reason below for why the service will not be participating in the 2021 National Workforce Census:

1. Service no longer operating *(GO TO TERM2)
2. Temporarily closed during reference week (e.g. for renovations, insufficient enrolments) *(GO TO TERM2)
3. Other reason this service could not participate (please specify) *(GO TO TERM2)

SECTION A: Service details

*(PROGRAMMER: DISPLAY QUESTION NUMBERS ON SCREEN AS PER THE HARDCOPY QUESTIONNAIRE)

*(SERVICE TYPE=3 TO 11, ALL EXCEPT FAMILY DAY CARE SERVICES/PRESCHOOLS)

A1 How **many places** is this service licensed to provide at any **one** time?

The number of licensed places in a child care service is equivalent to the maximum number of children allowed by regulation to attend at any one time.

These are places that are licensed or regulated by your State / Territory Government. If your service is not licensed, please enter 0.

1. (ALLOWABLE RANGE 0 TO 999)

*(PROGRAMMER: FLAG RECORD AS "PARTIAL COMPLETE" ONCE SERVICE HAS COMPLETED A1)

*(SERVICE TYPE=3 TO 11, ALL EXCEPT FAMILY DAY CARE SERVICES/PRESCHOOLS)

A2 What is the **maximum** number of children to whom care is offered AT ANY ONE TIME?

The number of places offered by a service is not necessarily the same as the number of licensed places (A1). The management of your service may have chosen to have the maximum number of places offered equal the number of licensed places. If this is the case, or if your management has not stipulated a different maximum number, record the same answer as you recorded for number of licensed places at A1. If your management has stipulated a different maximum number, record that number.

This number may be the same as in A1, i.e. <A1 response>; however, places may not be available for use due to operational factors such as staffing levels or available space.

1. (ALLOWABLE RANGE 0 TO 999)

*(SERVICE TYPE=3 TO 11, ALL EXCEPT FAMILY DAY CARE SERVICES/PRESCHOOLS)

A2a Assuming the service is providing the maximum number of places, how does the number of children specified at A2 **typically** break down across the following age ranges of children?

The sum of children by age groups should equal to the maximum number of children at A2, i.e. <A2 response>.

If the service does not offer care to a child of a particular age range, enter 0.

Age ranges of children	A2a
0 to 24 months	[RANGE 0-999]
25 to 35 months	[RANGE 0-999]
3 to 5 years	[RANGE 0-999]
6 years or older	[RANGE 0-999]
Total number of children *(PROGRAMMER AUTO SUM)	

*(PROGRAMMER: SUM MUST MATCH NUMBER PROVIDED AT A2)

ERROR MESSAGE: "Please check your response. The total number of children at A2a should equal the total number of children at A2 (i.e. <A2 response>). Please change your answers below and click 'Next' or click 'Previous' to change response to A2."

*(SERVICE TYPE=3 TO 11, ALL EXCEPT FAMILY DAY CARE SERVICES/PRESCHOOLS)

A3 During a **typical day**, please record the number of children offered care by the age ranges of children below.

The sum of children by age groups should be **the same or less than** the maximum number of children specified at **A2**, i.e. <A2 response>. If the service does not offer care to a child of a particular age range, enter **0**.

Age ranges of children	A3
0 to 24 months	[RANGE 0-999]
25 to 35 months	[RANGE 0-999]
3 to 5 years	[RANGE 0-999]
6 years or older	[RANGE 0-999]
Total number of children (PROGRAMMER AUTO SUM)	

*(PROGRAMMER: SUM MUST BE LESS THAN OR EQUAL TO A2)
 ERROR MESSAGE: "Please check your response. The total number of children on a typical day (A3) should be less than or equal to the maximum number of children to whom care is offered at any one time at A2 (i.e. <A2 response>). Please change your answers below and click 'Next' or use the 'Previous' button to change your response to A2."

*(ALL)

A4 During the reference week, did this service have approval(s), exemption(s), or other form(s) of formal permission that enabled a position to be occupied by a worker without holding the required early childhood education and care qualification(s)?

Include the number of positions that have an arrangement where a service can employ a person with a lesser qualification than is required under state or territory regulations. An approval/exemption/other form of formal permission is given to a service to provide immunity from state or territory qualification regulatory requirements when there is a shortage of appropriate staff to work at that service. An exemption applies to a position within a service, not an individual's qualification levels.

Exclude those with 'grandfathered' qualifications. A 'grandfathered' qualification is where certain employment and educational experience is deemed to be equivalent to a certain level of qualification. For example, an individual, or group of individuals, may have an early childhood diploma and 10 years' experience, but the government department or regulatory agency has recognised the individual's, or group of individuals, qualifications and experience as equivalent of a four year early childhood university degree.

Please do not include positions that have a transitional provision allowing the staff member to be working towards an Early Childhood Teaching Degree, Diploma Level Qualification, or Certificate III Level Qualification.

1. Yes
2. No
3. Not applicable

*(A4=1, SERVICE HAD EXEMPTIONS)

A4i How many positions had an approval /exemption / other form of formal permission?

1. (ALLOWABLE RANGE 1 TO 999)

*(A4=1, SERVICE HAD EXEMPTIONS)

A4a Did any of the positions with an approval, exemption, or other form of permission require early childhood teaching qualifications?

Please do not include positions that have a transitional provision allowing the staff member to be working towards an Early Childhood Teaching Degree.

1. Yes

2. No

*(SERVICETYPE=2 TO 11, ALL EXCEPT PRESCHOOLS)

A5 During the reference week, how many primary contact staff did you employ who satisfy the requirements of the below:

1. 'Actively working towards' Certificate III level educator (see [Regulation 10](#) for details)
2. 'Actively working towards' Diploma level educator (see [Regulation 10](#) for details)
3. 'Educator employed on a probationary basis for not more than three months' (see [Regulation 126\(1A\)](#) for details)
4. 'Taken to be an early childhood teacher' (see [Regulation 242](#) for details)
5. 'Equivalent to an early childhood teacher' (see [ACECQA's website](#) for details)

*(ALL)

A6 How many contact staff have left this service in the past 12 months?

Contact staff include Primary Contact workers and Other Contact workers.

A Primary Contact worker mainly has direct contact with children. This may include but is not limited to educators, teachers, teachers' assistants/aides, specialist teachers and therapists.

An Other Contact worker has some duties involving direct contact with children but deals mainly with staffing or management issues such as supervising staff and handling queries from parents. This may include, but is not limited to, centre managers, coordinators principals, and deputy principals.

If no contact staff have left this service, please enter 0.

1. (ALLOWABLE RANGE 0 TO 999)

*(ALL)

A7 Does this service have a Reconciliation Action Plan?

1. Yes
2. No
3. Don't know

*TIMESTAMP

SECTION B: Child details

*(SERVICETYPE=2 TO 11, ALL EXCEPT PRESCHOOLS)

B1INT This section is about the number of children who **attended**...

Service name: <SERVICENAME>

Service type: <SERVICETYPE>

...during the **reference week** i.e. <REFERENCEWEEK>

IMPORTANT: Each individual child should only be counted once for the whole reference week. If an individual child attends more than 1 day and/or attends multiple times per day during the reference week, only count that child once for the whole reference week.

*(SERVICETYPE=2 TO 11, ALL EXCEPT PRESCHOOLS)

B2INT When asked to count the number of children by age, please provide estimates of the age of children to the nearest whole year (e.g. a child aged 1 year and 7 months would be aged '1 to less than 2').

The ages of the children should be calculated as at the reference week, for example:

- A child who turns 3 during the reference week would be in the "3 to less than 4 years old" category
- A child who was born in January 2006¹¹ would be in the "10 to less than 11 years old" category

The <SERVICETYPE> **reference week** is <REFERENCEWEEK>.

*(SERVICETYPE=2 TO 11, ALL EXCEPT PRESCHOOLS)

B1 For each of the following age groups, please record the number of children who attended this service, at any time of the day, during the reference week <REFERENCEWEEK>.

IMPORTANT: Each **individual** child should only be counted **once** for the whole **reference week**. If an individual child attends more than 1 day and/or attends multiple times per day during the reference week, only count that child **once** for the whole reference week.

If no children of a particular age group attended this service during the reference week, enter 0.

Remember:

- A child who turns 3 during the reference week would be in the "3 to less than 4 years old" category
- A child who was born in January 2011 would be in the "10 to less than 11 years old" category

*(PROGRAMMER NOTE: MUST ENTER AT LEAST ONE VALUE IN GRID TO PROCEED. IF NOT ANSWERED ALL CELLS AND ENTERED AT LEAST ONE VALUE, RECORD ALL OTHER VALUES AS 0.)

Child age in years	Number of children
0 to less than 1 year	[RANGE 0-999]
1 to less than 2 years	[RANGE 0-999]
2 to less than 3 years	[RANGE 0-999]
3 to less than 4 years	[RANGE 0-999]

4 to less than 5 years	[RANGE 0-999]
5 to less than 6 years	[RANGE 0-999]
6 to less than 7 years	[RANGE 0-999]
7 to less than 8 years	[RANGE 0-999]
8 to less than 9 years	[RANGE 0-999]
9 to less than 10 years	[RANGE 0-999]
10 to less than 11 years	[RANGE 0-999]
11 to less than 12 years	[RANGE 0-999]
12 years or over	[RANGE 0-999]
Total number of children *(PROGRAMMER AUTO SUM)	

*PROGRAMMER NOTE: IF B1=0 THEN SERVICE OUT OF SCOPE

*(B1=0, NO CHILDREN DURING REFERENCE WEEK)

B1Y Just to confirm, you mentioned in B1 that 0 children attended your service during the reference week <REFERENCEWEEK>. Is this correct?

1. Yes, this is correct
2. No - Change your response to B1 (you will automatically be sent back to B1 if you select this option)

*(B1Y=1, CONFIRMED NO CHILDREN DURING REFERENCE WEEK)

B1A Services with no children attending during the reference week are not required to complete the National Workforce Census. Can you please confirm why there were no children attending this service during the reference week?

1. Service no longer operating *(GO TO TERM2)
2. Temporary closed during reference week (e.g. for renovations, insufficient enrolments) *(GO TO TERM2)
3. Other reason why there were no children attending (please specify) *(GO TO TERM2)

*(SERVICETYPE=2 TO 11, ALL EXCEPT PRESCHOOLS)

B2 And next, for each of the following age groups, please record the number of children who attended this service during the reference week who identify as Aboriginal or Torres Strait Islander origin.

Include children who are identified by their parent(s)/guardian(s) as being of Aboriginal or Torres Strait Islander origin.

If one or more children of a particular age group attended the service during the reference week, but no children in this age group identify as Aboriginal or Torres Strait Islander origin, enter 0 for this age group.

The total number of children who attended during the reference week is displayed in grey.

*(PROGRAMMER NOTE: HIDE ROWS FROM B1 WHERE NO CHILDREN IN THAT AGE GROUP)

*(PROGRAMMER NOTE: MUST ENTER AT LEAST ONE VALUE IN GRID TO PROCEED. IF NOT ANSWERED ALL CELLS AND ENTERED AT LEAST ONE VALUE, RECORD ALL OTHER VALUES AS 0.)

*(PROGRAMMER NOTE: RESPONSE CANNOT BE HIGHER THAN B1 RESPONSE FOR EACH AGE GROUP.)

ERROR MESSAGE: "Please check your response. **Within each age group**, the number of children who attended during the reference week who identify as **Aboriginal or Torres Strait Islander origin** must be less than or equal to the total number of children attending during the reference week within each age group in **B1**. Please change your answers and click 'Next' to continue. If you need to change your answers to B1 please use the 'Previous' button to navigate back to this question."

Child age in years (<B1 response total>)	B2 Record the number of children of Aboriginal or Torres Strait Islander origin who attended during the reference week
0 to less than 1 year (<B1 response>)	
1 to less than 2 years (<B1 response>)	
2 to less than 3 years (<B1 response>)	
3 to less than 4 years (<B1 response>)	
4 to less than 5 years (<B1 response>)	
5 to less than 6 years (<B1 response>)	
6 to less than 7 years (<B1 response>)	
7 to less than 8 years (<B1 response>)	
8 to less than 9 years (<B1 response>)	
9 to less than 10 years (<B1 response>)	
10 to less than 11 years (<B1 response>)	
11 to less than 12 years (<B1 response>)	
12 years or over (<B1 response>)	
Total number of children: *(PROGRAMMER AUTO SUM)	

*(SERVICETYPE=2 TO 11, ALL EXCEPT PRESCHOOLS)

B3 And now, for each age group, please record the number of children who attended this service in the reference week who speak (or have parent(s)/guardian(s) who speak) a language other than English at home.

If one or more children of a particular age group attended the service during the reference week, but no children in this age group speak (or have parent(s)/guardian(s) who speak) a language other than English at home, enter 0 for this age group.

The total number of children who attended during the reference week is displayed in grey.

*(PROGRAMMER NOTE: HIDE ROWS FROM B1 WHERE NO CHILDREN IN THAT AGE GROUP)

*(PROGRAMMER NOTE: MUST ENTER AT LEAST ONE VALUE IN GRID TO PROCEED. IF NOT ANSWERED ALL CELLS AND ENTERED AT LEAST ONE VALUE, RECORD ALL OTHER VALUES AS 0.)

*(PROGRAMMER NOTE: RESPONSE CANNOT BE HIGHER THAN B1 RESPONSE FOR EACH AGE GROUP.)

ERROR MESSAGE: "Please check your response. **Within each age group**, the number of children who **speak, or have parents/guardians who speak a language other than English** at home must be less than or equal to the total number of children attending during the reference week within each age group in **B1**. Please change your answers and click 'Next' to continue. If you need to change your answers to B1 please use the 'Previous' button to navigate back to this question."

Child age in years (<B1 response total>)	B3
--	----

	Record the number of children who speak) a language other than English at home who attended during the reference week
0 to less than 1 year (<i><B1 response></i>)	
1 to less than 2 years (<i><B1 response></i>)	
2 to less than 3 years (<i><B1 response></i>)	
3 to less than 4 years (<i><B1 response></i>)	
4 to less than 5 years (<i><B1 response></i>)	
5 to less than 6 years (<i><B1 response></i>)	
6 to less than 7 years (<i><B1 response></i>)	
7 to less than 8 years (<i><B1 response></i>)	
8 to less than 9 years (<i><B1 response></i>)	
9 to less than 10 years (<i><B1 response></i>)	
10 to less than 11 years (<i><B1 response></i>)	
11 to less than 12 years (<i><B1 response></i>)	
12 years or over (<i><B1 response></i>)	
Total number of children: (PROGRAMMER AUTO SUM)	

*(SERVICETYPE=2 TO 11, ALL EXCEPT PRESCHOOLS)

B4 Still thinking about each of the age groups below, **to the best of your knowledge**, please record the number of children who attended this service in the reference week and are from a refugee or special humanitarian programme background (or have parent(s)/guardian(s) who are from a refugee or special humanitarian programme background).

Children from a refugee or special humanitarian programme background include:

- Refugee category visas are for people who are experiencing persecution in their home country, who are typically outside that country and in need of resettlement.
- Special Humanitarian Programme category visas are for people who are subject to substantial discrimination amounting to gross violation of their human rights in their home country.

This question is to record the number of children (who attended this service in the reference week) who have settled in Australia as part of the refugee or special humanitarian programme visa process or are the children of parents/guardians who settled in Australia under these processes. You may be aware of children from a refugee or special humanitarian programme background through your interactions with parents/guardians or humanitarian settlement services when children were enrolled in your service. Please answer this question to the best of your knowledge

If one or more children of a particular age group attended the service during the reference week, but no children are from a refugee or special humanitarian background (or have

parents who are from a refugee or special humanitarian programme background), enter 0 for this age group.

If you don't know whether those children are from a refugee or special humanitarian background (or have parents / guardians who are from a refugee or special humanitarian programme background), don't count them in this question..

The total number of children who attended during the reference week is displayed in grey.

*(PROGRAMMER NOTE: HIDE ROWS FROM B1 WHERE NO CHILDREN IN THAT AGE GROUP)
*(PROGRAMMER NOTE: MUST ENTER AT LEAST ONE VALUE IN GRID TO PROCEED. IF NOT ANSWERED ALL CELLS AND ENTERED AT LEAST ONE VALUE, RECORD ALL OTHER VALUES AS 0.)

*(PROGRAMMER NOTE: RESPONSE CANNOT BE HIGHER THAN B1 RESPONSE FOR EACH AGE GROUP.)

ERROR MESSAGE: "Please check your response. **Within each age group**, the number of children from a **refugee or special humanitarian programme background** must be less than or equal to the total number of children attending during the reference week within each age group in **B1**. Please change your answers and click 'Next' to continue. If you need to change your answers to B1 please use the 'Previous' button to navigate back to this question."

Child age in years (<B1 response total>)	B4 Record the number of children are from a refugee or special humanitarian programme background who attended during the reference week
0 to less than 1 year (<B1 response>)	
1 to less than 2 years (<B1 response>)	
2 to less than 3 years (<B1 response>)	
3 to less than 4 years (<B1 response>)	
4 to less than 5 years (<B1 response>)	
5 to less than 6 years (<B1 response>)	
6 to less than 7 years (<B1 response>)	
7 to less than 8 years (<B1 response>)	
8 to less than 9 years (<B1 response>)	
9 to less than 10 years (<B1 response>)	
10 to less than 11 years (<B1 response>)	
11 to less than 12 years (<B1 response>)	
12 years or over (<B1 response>)	
Total number of children: (PROGRAMMER AUTO SUM)	

*(SERVICETYPE=2 TO 11, ALL EXCEPT PRESCHOOLS)

B5 Please record the number of children by age group who need **additional assistance** that is related to an **underlying long-term health condition or disability** in each of the following areas.

In the first column, please record the Total number of children who need additional assistance.

Learning and applying knowledge – intentionally using senses to experience certain stimuli (e.g. watching, listening, touching, smelling and tasting); ability to imitate actions or behaviours; learning to read and write; ability to solve problems, make decisions or think; and ability to focus and maintain attention to specific stimuli or tasks.

Communication – understanding and/or responding to spoken messages or non-verbal messages such as symbols, signs or drawings; speaking and/or singing; making self understood in their most effective method of communication or language if applicable.

Mobility – ability to roll, crawl, walk, climb and move around within and outside of buildings; being able to stay in the same body position (e.g. sitting and standing) to play or carry out a task; performing coordinated actions of handling objects (such as picking something up, grasping a toy or throwing).

Self-care – caring for oneself by performing activities appropriate to age, such as washing and drying oneself, dressing, eating, drinking and toileting.

Interpersonal interactions and relationships – carrying out the tasks required for appropriate, basic and/or complex interactions with other people (including family members, friends, relatives, adults and strangers); creating and maintaining relationships in formal settings (such as child care centre); behaving within acceptable limits; responding to the feelings of others and coping with own emotions.

Other areas – including general tasks (such as undertaking and carrying out single or multiple tasks or being able to follow and adapt to changes in routine, or managing behaviours or emotions in completing tasks); domestic life; community and social life (such as ability to engage in groups or clubs for children that undertake activities such as play, games, sport and/or other hobbies).

Long-term means lasting for 6 months or more. Please also include any children less than 6 months of age with a health condition or disability affecting everyday life, if it is expected to last 6 months or more.

A child can be counted in more than one health condition / disability type, however, they should only be counted once in the "Total children needing assistance".

The total number of children who attended during the reference week is displayed in grey.

*(PROGRAMMER NOTE: HIDE ROWS FROM B1 WHERE NO CHILDREN IN THAT AGE GROUP)

*(PROGRAMMER NOTE: MUST ENTER AT LEAST ONE VALUE IN GRID TO PROCEED. IF NOT ANSWERED ALL CELLS AND ENTERED AT LEAST ONE VALUE, RECORD ALL OTHER VALUES AS 0.)

*(PROGRAMMER NOTE: RESPONSE CANNOT BE HIGHER THAN B1 RESPONSE FOR EACH AGE GROUP.)

ERROR MESSAGE "Please check your response. **Within each age group**, the number of children who **need additional assistance** must be less than or equal to the total number of children attending during the reference week within each age group in **B1**. Please change your answers and click 'Next' to continue. If you need to change your answers to B1 please use the 'Previous' button to navigate back to this question."

*(PROGRAMMER NOTE: ASSISTANCE TYPE RESPONSE CANNOT BE HIGHER THAN TOTAL REQUIRING ASSISTANCE FOR EACH AGE GROUP. *SOFT CHECK – ALLOW THROUGH AFTER FLAGGED)

ERROR MESSAGE: "Please check your response. **Within each age group**, the number of children who **need additional assistance** relating to **<ASSISTANCE TYPE>** must be less than or equal to the **Total number of children needing assistance** attending during the reference week within each age group. Please change your answers and click 'Next' to continue."

Child age in years (<B1 response total>)	B5 Record the total number of children needing assistance who attended during the reference week	Learning and applying knowledge	Communication	Mobility	Self-care	Interpersonal interactions and relationships	Other areas (including general tasks, domestic life, and community, and social life)
0 to less than 1 year (<B1 response>)							
1 to less than 2 years (<B1 response>)							
2 to less than 3 years (<B1 response>)							
3 to less than 4 years (<B1 response>)							
4 to less than 5 years (<B1 response>)							
5 to less than 6 years (<B1 response>)							
6 to less than 7 years (<B1 response>)							
7 to less than 8 years (<B1 response>)							
8 to less than 9 years (<B1 response>)							
9 to less than 10 years (<B1 response>)							
10 to less than 11 years (<B1 response>)							
11 to less than 12 years (<B1 response>)							
12 years or over (<B1 response>)							
Total number of children: *(PROGRAMMER AUTO SUM)							

SECTION C: <PRE_KINDER> programs

*(ALL)

INTROC1 *(IF SERVICETYPE=2 TO 11, DISPLAY: "The next section is about <PRE_KINDER> programs offered at the following service:", ELSE DISPLAY "This section is about the following service:")

Service name: <SERVICENAME>

Service type: <SERVICETYPE>

*(ALL)

INTROC2 For the purpose of the National Workforce Census, a "<PRE_KINDER> program" has a specific meaning:

A <PRE_KINDER> program (which can also be called an early childhood education program) is a structured, play based learning program, usually provided by a qualified teacher on a sessional basis. It is primarily aimed at children in the year or two before they commence full-time schooling, irrespective of the type of institution that provides the program or whether the program is government-funded or privately provided.

Programs may be delivered in a variety of service settings including separate preschools, early learning centres or kindergartens, long day care centres, in association with a primary school etc.

Include <PRE_KINDER> programs that are delivered to a mixed or composite class.

Exclude classes that are purely comprised of children in the first or second year of full-time school.

The terms most commonly used to describe <PRE_KINDER> programs in various states and territories are summarised in the table below.

PROGRAMMER: STATE ROW OF SAMPLE STATE HIGHLIGHTED IN GREY

	Focus of Section C		
	Year before first year of full-time schooling attending child care service	First year of full-time schooling	Second year of full-time schooling
NSW	Preschool Program Age 4 (by 31 July)	Kindergarten Age 5 (by 31 July)	Year 1
VIC	Kindergarten Program Age 4 (by 30 April)	Preparatory Age 5 (by 30 April)	Year 1
QLD	Kindergarten Program Age 4 (by 30 June)	Preparatory Age 5 (by 30 June)	Year 1
WA	Kindergarten Program Age 4 (by 30 June)	Pre-Primary Age 5 (by 30 June)	Year 1
SA	Preschool Program Age 4 (by 30 April)	Reception Age 5 (by 30 April)	Year 1
TAS	Kindergarten Program Age 4 (by 1 January)	Preparatory Age 5 (by 1 January)	Year 1
ACT	Preschool Program Age 4 (by 30 April)	Kindergarten Age 5 (by 30 April)	Year 1
NT	Preschool Program Age 4 (by 30 June)	Transition Age 5 (by 30 June)	Year 1

*(ALL)

C1 During the reference week, did any of the workers in this service, including yourself, deliver or assist in delivering an in-house <PRE_KINDER> program (as defined on the previous screen)?

Refers to face-to-face delivery by a primary contact worker of a <PRE_KINDER> program that is a structured, play-based, educational program.

1. Yes
2. No
3. Don't know

*(C1=1, DELIVERED IN-HOUSE PROGRAM)

C1a During the reference week, how many hours of <PRE_KINDER> program were delivered in-house in this service?

Count the hours the program was running, not child-hours received. If multiple sessions are run, include the total hours for all sessions. If the program was not delivered in distinct sessions, please estimate hours of program activity.

1. (ALLOWABLE RANGE 1 TO 999)

*(C1=1, DELIVERED IN-HOUSE PROGRAM)

C1b How is the <PRE_KINDER> program delivered in this service?

1. Mainly in person by a qualified ECT
2. Mainly by early childhood educators, with supervision from a qualified ECT who is onsite
3. Mainly by early childhood educators with remote (e.g. online) support from a qualified ECT
4. Other

*(C1=1, DELIVERED IN-HOUSE PROGRAM)

C2 During the reference week, was the in-house <PRE_KINDER> program delivered based on a specific curriculum or framework?

Please select all that apply.

1. Yes (Early Years Learning Framework)
2. Yes (State / Territory curriculum or framework)
3. Yes (Other curriculum or framework)
4. No
5. Don't know ^

*(C1=1, DELIVERED IN-HOUSE PROGRAM)

C3 What is the **highest level of relevant educational qualification** of the staff member who was responsible for face-to-face delivery of the <PRE_KINDER> program during the reference week?

1. Post graduate degree
2. Graduate diploma or graduate certificate
3. Bachelor degree honours
4. Bachelor degree pass (4 yrs or equivalent)
5. Bachelor degree pass (3 yrs or equivalent)
6. Advanced diploma
7. Diploma
8. Certificate level IV
9. Certificate level III
10. Certificate level I or II
11. Other certificate
12. Qualification unknown

*(C1=1, DELIVERED IN-HOUSE PROGRAM)

C4 Please record the number of children by age group for each of the following.

The total number of children who attended during the reference week is displayed in grey.

*PROGRAMMER NOTE: HIDE ROWS FROM B1 WHERE NO CHILDREN IN THAT AGE GROUP
 *PROGRAMMER NOTE: MUST ENTER AT LEAST ONE VALUE IN GRID TO PROCEED. IF NOT ANSWERED ALL CELLS AND ENTERED AT LEAST ONE VALUE, RECORD ALL OTHER VALUES AS 0.

*PROGRAMMER NOTE: C4a TOTAL = 0 *SOFT CHECK – ALLOW THROUGH AFTER FLAGGED
 ERROR MESSAGE: "Please check your response to **C4a**. You mentioned an in-house <PRE_KINDER> program was delivered during the reference week, but **0** children are **currently enrolled** in the in-house <PRE_KINDER> program at this service. If this is correct, click 'Next' to continue or change your response and click 'Next' to continue."

*PROGRAMMER NOTE: C4b TOTAL GREATER THAN B1 RESPONSE
 ERROR MESSAGE: "Please check your response to **C4b**. Within each age group, the number of children who attended the in-house <PRE_KINDER> program at **C4b** must be less than or equal to the total number of children enrolled in the program. Please change your answers and click 'Next' to continue."

*PROGRAMMER NOTE: C4b GREATER THAN C4a WITHIN ANY AGE GROUP
 ERROR MESSAGE: "Please check your response to **C4a** and **C4c**. Within each age group, the number of children enrolled in the in-house <PRE_KINDER> program that **need additional assistance** must be less than or equal to the number of children enrolled in the program at **C4a**. Please change your answers and click 'Next' to continue."

*PROGRAMMER NOTE: C4c GREATER THAN C4a WITHIN ANY AGE GROUP
 ERROR MESSAGE: "Please check your response to **C4a** and **C4c**. Within each age group, the number of children enrolled in the in-house <PRE_KINDER> program that **need additional assistance** must be less than or equal to the number of children enrolled in the program at **C4a**. Please change your answers and click 'Next' to continue."

Child age in years (<B1 response total>)	C4a. How many children are currently enrolled in the in-house <PRE_KINDER> program at this service?	C4b. During the reference week, how many children attended the in-house <PRE_KINDER> program?	C4c. During the reference week, how many children enrolled in the in-house <PRE_KINDER> program need additional assistance that is related to an underlying long-term health condition or disability (i.e. lasting 6 months or more)?
3 to less than 4 years (<B1 response>)			
4 to less than 5 years (<B1 response>)			
5 to less than 6 years (<B1 response>)			
6 years or over (<B1 response>)			
Total number of children: (PROGRAMMER AUTO SUM)			

*** (SERVICES WHO HAVE NOMINATED EXCEL BASED COMPLETION WILL SKIP SECTION D, OR TERMINATE AT THIS POINT OF THE SURVEY)

IF SERVICE HAS NOMINATED EXCEL BASED COMPLETION OF WORKER SECTION –
TERMINATEM

***(NEED SPECIFIC ALLTERM VALUE TO INDICATE SERVICE SECTION COMPLETED, PENDING
DECISION AROUND WHAT TO DO ABOUT COLLECTION OF E/F IF EXCEL COMPLETION)

SECTION D: Workers

*(ALL)

DINTRO1 This is the most important section of the 2021 Early Childhood Education and Care National Workforce Census.

The first part involves confirming the number of individual workers at:

Service name: <SERVICENAME>

Service type: <SERVICETYPE>

...during the reference week.

The second part involves providing details for each individual worker (<WORKER_TYPE>).

If you would like to see a list of all the details required for each worker, please click here.

Please make every effort to complete this section as thoroughly as possible.

Before commencing this section please ensure that:

- The Privacy Notice (as provided with the Registration Letter and available here) has been made available to each person employed by the service; and
- The service, and each person employed by the service, agrees to the information collected as part of the Census being used and disclosed in accordance with what is set out in that notice.

*(ALL)

DINTRO2 This section deals with the workers at this service during the reference week.

Workers are all <WORKER_TYPE> who either had contact with the <B1 total response> children or were involved in the delivery of this service.

DISPLAY IF SERVICETYPE=2 (FDC):

For **Family Day Care** services, this includes:

- **ALL** educators / carers who provide care for children (that is all independent contractors, employees, or have a contractual agreement with this service); and
- Staff and employees in the FDC service

DISPLAY IF SERVICETYPE=3 (IHC):

For **In Home Care** services, this includes:

- **ALL** educators / carers who provide care for children (that is all independent contractors, employees, or have a contractual agreement with this service); and
- Staff and employees in the IHC service

*(ALL)

DINTRO3 To assist in completing this section, the following workers are to be included or excluded.

Please complete this section for each individual worker (staff members and educators) at your Child Care Service.

Include:

- All **paid and unpaid** workers (include workers engaged through an Inclusion Support Subsidy or with Flexible Support Funding) who undertake duties that mainly involve direct contact with children, management or administration tasks.
- **Principals, deputy principals, executives, directors, or administration workers** who are working at the service and / or are directly involved in the day to day management of the service.
- Any worker providing **support services** such as cooking, cleaning or gardening.

Exclude:

- **Workers absent for the entire reference week** (for example, workers on extended sick leave, annual, or long service leave).
- Principals, deputy principals, executives, directors or administration workers who are **not based at this service location and have no involvement in its day to day management.**
- **(DISPLAY IF SERVICETYPE=12, PRESCHOOL: Parent helpers are excluded)**

*(REGSTAFF=1, REGISTRATION STAFF NUMBERS PROVIDED,)

IRQ9CONF During the registration for the National Workforce Census, you were asked to provide the number of workers (<WORKER_TYPE>). Your original answers are provided below:

Primary contact: [INSERT NUMBER OF IR PRIMARY CONTACT STAFF]

Other contact: [INSERT NUMBER OF IR OTHER CONTACT STAFF]

Management / Administration only: [INSERT NUMBER OF IR MANAGEMENT/ADMIN STAFF]

Other work: [INSERT NUMBER OF IR OTHER WORK STAFF]

Total staff number: [INSERT TOTAL IR STAFF NUMBER]

Please note the following definitions for different work types:

Primary contact – mainly has direct contact with children.

DISPLAY IF SERVICETYPE=4 TO 12:

This may include but is not limited to educators, teachers, teachers' assistants/aides, specialist teachers and therapists.

DISPLAY IF SERVICE TYPE=2 (FAMILY DAY CARE): For **Family Day Care** services, this includes **ALL** educators/carers who are independent contractors, employees, or have a contractual agreement with the service)

DISPLAY IF SERVICE TYPE=3 (IN HOME CARE): For **In Home Care** services, this includes **ALL** educators/carers who provide care for children (that is all independent contractors, employees, or have a contractual agreement with your service)

Other contact – has some duties involving direct contact with children but deals mainly with staffing or management issues such as supervising staff and handling queries from parents. This may include, but is not limited to: centre managers, coordinators, principals, and deputy principals.

Management / Administration only – a staff member who mainly performed management or administration work that contributed to the running of the service and had no direct contact with children. Work may include clerical or receptionist duties, filing, keeping financial records, staffing and management issues.

Other work – any worker who provides support services such as cooking, cleaning or gardening. This may include drivers, cooks, cleaners and maintenance staff.

DISPLAY IF SERVICETYPE=9 (BEFORE AND AFTER SCHOOL CARE): **For services providing before and after school hours care:** Please only count each individual worker once, even if they work in both before and after school hours care.

Is the number of individual workers (by work type) listed above the same as the number of individual workers (by work type) for the reference week:

<REFERENCEWEEK>

1. Yes
2. No

*(REGSTAFF=2 OR IRQ9CONF=2, NO STAFF NUMBERS FROM IR OR STAFF NUMBERS DIFFERENT TO REGISTRATION)

IRQ9CONF2 Please provide the number of individual workers (PROGRAMMER IF SERVICETYPE IS 4 THRU 12: staff members and educators/carers) / IF 2 OR 3: (educators/carers, independent contractors, and staff members) by the following work types for the reference week:

<REFERENCEWEEK>

DISPLAY IF SERVICETYPE=9 (BEFORE AND AFTER SCHOOL CARE): **For services providing before and after school hours care:** Please only count each individual worker once, even if they work in both before and after school hours care.

Work types	Record the number of individual workers for the reference week
<p>Primary contact - mainly has direct contact with children.</p> <p>DISPLAY IF SERVICETYPE=4 TO 12: This may include but is not limited to educators, teachers, teachers' assistants/aides, specialist teachers and therapists.</p> <p>DISPLAY IF SERVICE TYPE=2 (FAMILY DAY CARE): For Family Day Care services, this includes ALL educators/carers who are independent contractors, employees, or have a contractual agreement with the service)</p> <p>DISPLAY IF SERVICE TYPE=3 (IN HOME CARE): For In Home Care services, this includes ALL educators/carers who provide care for children (that is all independent contractors, employees, or have a contractual agreement with your service)</p>	
<p>Other contact - has some duties involving direct contact with children but deals mainly with staffing or management issues such as supervising staff and handling queries from parents. This may include, but is not limited to: centre managers, coordinators, principals, and deputy principals.</p>	

Management/Administration only - a staff member who mainly performed management or administration work that contributed to the running of the service and had no direct contact with children. Work may include clerical or receptionist duties, filing, keeping financial records, staffing and management issues.	
Other work – any worker who provides support services such as cooking, cleaning or gardening. This may include drivers, cooks, cleaners and maintenance staff.	
Total number of workers:(PROGRAMMER AUTO SUM)	

*(ALL)

D1 Thank you for confirming that you have a total of <IRQ9CONF total> workers for the reference week:

<REFERENCEWEEK>

This is the second part of Section D which asks for details about each worker, including: demographics, qualifications, current study, main role, years of experience and employment arrangements.

You will be asked to provide all the details for your first worker, followed by the second and so on.

If you would like to see a list of all the details required for each worker before you commence this part, please click here.

Remember, you can come back to the National Workforce Census at any time to finalise your data.

In order to make it clear which worker we are referring to, please provide enough information in the grid below so that you can identify which worker we are referring to. This might be the worker's name, initials, nickname or anything that would help you identify them.

This information will only be used for the purpose of administering this section of the National Workforce Census. Names will not be kept with the data, will not be provided to the Department of Education Skills and Employment, and will be removed by the Social Research Centre once the collection is completed.

PROGRAMMER: NON-MANDATORY. IF NO NAMES RECORDED, PLEASE USE 'WORKER 1', 'WORKER 2', ETC.

	Record something below to help you identify the worker such as their name, initial, nickname, employee number, etc.
Worker 1	
Worker 2	
Worker 3	
Worker 4, etc. as required	

*(ALL)
 ENDWORKERS You will be asked to provide all the details for your first worker, followed by the second and so on.

Are there any workers that you would like to leave until the end of this section because you don't have complete information for them now?

You will be able to return to the Census at a later date to complete the Census for these workers.

1. I'm able to provide all the information for all workers now
2. I would like to select some workers until the end

*(ENDWORKERS=2, WANT TO LEAVE AT LEAST ONE TO THE END)
 ENDWORKERS2 Which workers would you like to leave for now?

Please select all you'd like to leave for now.

1. <D1 worker 1 name>
2. <D1 worker 2 name>
3. Etc.

*PROGRAMMER: LOOP THROUGH D2AINT TO D18 NUMBER OF WORKERS IDENTIFIED AT D1
 *PROGRAMMER: DISPLAY D2AINT TO D18 QUESTIONS IN NEXT SECTION ON SINGLE SCREEN WITH LINE IN BETWEEN QUESTIONS

*(ALL)
 D2AINT Please provide details of <D1 worker name> for the following questions.

*(ALL)
 D2a What is <D1 worker name>'s age?

Please provide age to the nearest whole year.

1. (ALLOWABLE RANGE 15 to 99)

*(ALL)
 D2b What is <D1 worker name>'s gender?

1. Male
2. Female
3. Other / Non-binary

*(ALL)
 D2c What is this <D1 worker name>'s Indigenous status?

If this information is not held in administrative data, it is strongly recommended that workers are asked directly about their Aboriginal or Torres Strait Islander origin.

1. Aboriginal but not Torres Strait Islander origin
2. Torres Strait Islander but not Aboriginal origin
3. Both Aboriginal and Torres Strait Islander origin
4. Neither Aboriginal nor Torres Strait Islander origin
5. Not stated

*(ALL)
 D3 Is the work of <D1 worker name> paid or unpaid?

Paid workers include those who receive wages or salary. They can include contract or relief workers.

Unpaid workers include those who are not paid, but who may be receiving in-kind benefits in recognition or exchange for their work. Unpaid workers may include volunteers, unpaid work trainees, and students on work experience.

In-kind benefits, such as free child care or the reimbursement of work related expenses in full or part, are not regarded as payment of salary and people who receive these are considered to be unpaid workers.

1. Paid
2. Unpaid

*(D3=1, PAID WORKER)

D9a How does <D1 worker name>'s hourly wage compare to the award rate for their position?

1. They are paid at the award rate
2. They are paid up to 10 per cent above the award
3. They are paid between 10 and 25 per cent above the award
4. They are paid more than 25 per cent above the award
5. Don't know

*(D3=1, PAID WORKER)

D9b What is the **total weekly** salary and wages <D1 worker name> would usually receive at this service? Do not deduct tax, superannuation or salary sacrifice.

Yearly salary provided as guidance, ignore **yearly** salary if worker works irregular hours or only works intermittently for service e.g. in a Vacation care setting.

1. \$3,000 or more per week (\$156,000 or more per year)
2. \$2,000 - \$2,999 per week (\$104,000 to \$155,999 per year)
3. \$1,750 - \$1,999 per week (\$91,000 to \$103,999 per year)
4. \$1,500 - \$1,749 per week (\$78,000 to \$90,999 per year)
5. \$1,250 - \$1,499 per week (\$65,000 to \$77,999 per year)
6. \$1,000 - \$1,249 per week (\$52,000 to \$64,999 per year)
7. \$800 - \$999 per week (\$41,600 to \$51,999 per year)
8. \$650 - \$799 per week (\$33,800 to \$41,599 per year)
9. \$500 - \$649 per week (\$26,000 to \$33,799 per year)
10. \$400 - \$499 per week (\$20,800 to \$25,999 per year)
11. \$300 - \$399 per week (\$15,600 to \$20,799 per year)
12. \$150 - \$299 per week (\$7,800 to \$15,599 per year)
13. \$1 - \$149 per week (Less than \$7,800 per year)
14. Don't know

*(ALL)

D4 During the reference week, what was the main type of work performed by <D1 worker name>?

For each worker, please select a category that most closely reflects the main type of work performed during the reference week:

Primary contact – mainly has direct contact with children.

DISPLAY IF SERVICETYPE=4 TO 12:

This may include but is not limited to educators, teachers, teachers' assistants/aides, specialist teachers and therapists.

DISPLAY IF SERVICE TYPE=2 (FAMILY DAY CARE): For **Family Day Care** services, this includes **ALL** educators/carers who are independent contractors, employees, or have a contractual agreement with the service)

DISPLAY IF SERVICE TYPE=3 (IN HOME CARE): For **In Home Care** services, this includes **ALL** educators/carers who provide care for children (that is all independent contractors, employees, or have a contractual agreement with your service)

Other contact – has some duties involving direct contact with children but deals mainly with staffing or management issues such as supervising staff and handling queries from parents. This may include, but is not limited to: centre managers, coordinators, principals, and deputy principals.

Management / Administration only – a staff member who mainly performed management or administration work that contributed to the running of the service and had no direct contact with children. Work may include clerical or receptionist duties, filing, keeping financial records, staffing and management issues.

Other work – any worker who provides support services such as cooking, cleaning or gardening. This may include drivers, cooks, cleaners and maintenance staff.

1. Primary contact
2. Other contact
3. Management / Administration only
4. Other work

*(ALL)

D4a During the reference week, what were the roles performed by <D1 worker name>?

Principal / Director / coordinator / educational leader – is a person with overall responsibility for managing the service.

Group leader – is an educator responsible for a group or room of children

Early childhood teacher – is a person with an approved early childhood teaching qualification.

Assistant / aide – is an early childhood worker who helps a more senior and more qualified early childhood teacher or educator (includes Diploma and Certificate III/IV qualified staff who are not group/room leaders).

Other contact worker – includes people who provide additional or supplementary services for children, such as a dance teacher, music therapist, disability support worker, unqualified assistant, librarian or speech therapist.

Non-contact worker – is a worker who has no direct contact with children and primarily contributes to the running of the service or provides support services, including a management committee member.

Please select all that apply.

1. Principal / director / coordinator / educational leader
2. Group leader
3. Early childhood teacher
4. Family Day Care or In-Home Care educator / assistant (DISPLAY IF SERVICETYPE=2 OR 3)
5. Assistant / aide
6. Other contact worker (e.g. dance teacher, music therapist, disability support worker, librarian or speech therapist)
7. Non-contact worker (DO NOT DISPLAY IF D4=1 OR 2)

*(D5=MORE THAN ONE OPTION SELECTED)

D5 During the reference week, what was the main role performed by <D1 worker name>?

Principal / Director / coordinator / educational leader – is a person with overall responsibility for managing the service.

Group leader – is an educator responsible for a group or room of children

Early childhood teacher – is a person with an approved early childhood teaching qualification.

Assistant / aide – is an early childhood worker who helps a more senior and more qualified early childhood teacher or educator (includes Diploma and Certificate III/IV qualified staff who are not group/room leaders).

Other contact worker – includes people who provide additional or supplementary services for children, such as a dance teacher, music therapist, disability support worker, librarian or speech therapist.

Non-contact worker – is a worker who has no direct contact with children and primarily contributes to the running of the service or provides support services, including a management committee member.

(ONLY DISPLAY THOSE SELECTED AT D5)

1. Principal/director/coordinator/educational leader
2. Group leader
3. Early childhood teacher
4. Family Day Care or In-Home Care educator/assistant (DISPLAY IF SERVICETYPE=2 OR 3)
5. Assistant/aide
6. Other contact worker (e.g. dance teacher, music therapist, disability support worker, librarian or speech therapist)
7. Non-contact worker (DO NOT DISPLAY IF D4=1 OR 2)

*(ALL)

D6aDUM

PROGRAMMER: COMPUTE DUMMY VARIABLE

1. Non-contact preschool staff = Servicetype=12 (Preschool) and (D3 = 2 (unpaid) or D4 = 4 (other work) or D5 = 6 (non-contact worker))
2. All other preschool staff = SERVICETYPE=12 AND D3=1 AND D4=1-3 AND D5=1-5 OR NULL
3. All childcare staff = SERVICETYPE=2-11

*(C1=1, SERVICE HAS PRESCHOOL PROGRAM)

D6

During the reference week, how many hours in total did <D1 worker name> spend in face-to-face delivery of the in-house <PRE_KINDER> program?

A <PRE_KINDER> program (which can also be called an early childhood education program) is a structured, play based learning program, usually provided by a qualified teacher on a sessional basis. It is primarily aimed at children in the year or two before they commence full-time schooling, irrespective of the type of institution that provides the program or whether the program is government funded or privately provided.

Programs may be delivered in a variety of service settings including separate preschools, early learning centres or kindergartens, long day care centres, in association with a primary school etc.

Hours spent delivering kindergarten program in reference week does not include preparatory time. Preparation time/other hours worked that are not related to face-to-face delivery of the program should be included in question D9.

If worker did not deliver face-to-face kindergarten program, please select 'Not applicable / Did not deliver'.

1. (ALLOWABLE RANGE: 0 TO 50)

2. Not applicable / Did not deliver

*(SERVICETYPE=2 TO 11, ALL EXCEPT PRESCHOOLS)

D7 During the reference week, what was the employment status of <D1 worker name> in your service?

Employment status refers to the ongoing working relationship that each worker has with this service.

A worker is an employee of the organisation that pays their wages or salary. For example, a worker employed by a State or Territory Department of Education would select category 2.

An owner manager / self-employed worker is a person who operates their own business entity which may or may not be a separate legal entity (i.e. may be incorporated/unincorporated) and who may or may not hire employees

1. Employee of this service
2. Employee of a government body / agency (other than this service)
3. Employee of a private or independent body
4. Employee of an agency contracted to provide staff
5. Employee of another organization
6. Owner manager / self employed
7. Independent contractor
8. Volunteer / student or other unpaid worker
9. Not stated

*(SERVICETYPE=2 TO 11, ALL EXCEPT PRESCHOOLS)

D8 During the reference week, what were the **employment arrangements** for <D1 worker name>?

Permanent full time / part time employees – permanent employees who are entitled to either paid sick leave, or paid holiday leave, or both, and who are not employed on a fixed term contract or casual basis. Employees are classified as full time if they worked 35 hours or more in this service during the reference week, and part time if they worked less than 35 hours in this service during the reference week.

Fixed term contract employees – are employees who have a written agreement to work a minimum number of days over a specified period of time. They do not receive paid sick or annual leave entitlements.

Casual employees – are employees who do not have a written agreement on the minimum number of days or hours that will be worked. They are usually paid a higher rate of pay; to compensate for lack of permanency and leave entitlements. Casuals may be full time or part time, according to the hours they have agreed to work.

Not an employee – covers work experience students, unpaid trainees and volunteers.

1. Permanent – full time
2. Permanent – part time
3. Fixed term contract
4. Casual – full time
5. Casual – part time
6. Not an employee

*(ALL)

D9 During the reference week, how many **actual hours in total** did <D1 worker name> work for this service?

Actual hours worked refers to time spent at work in (or for) this service during the reference week.

DISPLAY IF FDC/IHC (SERVICETYPE=2 OR 3): If the worker is a contractor, please report the number of hours spent by contractor working for this service during the reference week.

Include hours actually worked, including paid and / or unpaid overtime; and / or additional hours to those rostered; and time corresponding to short rest periods.

Exclude time spent working for another service; hours paid for but not worked, such as paid annual leave, public holidays or paid sick leave; time taken in lieu or flex time; meal breaks; and time spent on travel to / from work.

Please round to the nearest hour.

*PROGRAMMER NOTE: D9 GREATER THAN D6 *SOFT CHECK – ALLOW THROUGH AFTER FLAGGING

ERROR MESSAGE: "Please check your response. <D1 worker name> worked <D6 RESPONSE> hours delivering in-house <PRE_KINDER> at D6 but worked <D9 RESPONSE> actual hours in total at D9. If this is correct, click 'Next' to continue or change your response and click 'Next' to continue."

1. (RECORD WHOLE NUMBER 0 TO 150)

*(SERVICETYPE=2 TO 11, ALL EXCEPT PRESCHOOLS)

D10 How many **years of experience** does <D1 worker name> have in the **early childhood education and care sector**?

The length of experience of a worker in the early childhood education and care sector should be measured by totalling the number of years the worker has been employed to work with children in a child care service, regardless of whether this was full time or part time work. The total number should be rounded down to the nearest whole year and recorded as "0" if less than 1 year.

Total length of experience does not have to reflect continuous years of service. If there have been absences from work for more than 3 months, this should be subtracted from total length of experience. Please exclude time spent as a private babysitter.

Please round down to the nearest whole year; if less than one year enter 0.

*PROGRAMMER: RESPONSE GREATER THAN <D2a> MINUS 14 *SOFT CHECK

ERROR MESSAGE: "Please check your response. <D1 worker name> is <D2A RESPONSE> years old and has <D10 response> years' experience at D10. If this is correct, click 'Next' to continue or change your response and click 'Next' to continue."

1. (RANGE 0 TO (<D2a response> MINUS 14))

*(SERVICETYPE=2 TO 11, ALL EXCEPT PRESCHOOLS)

D11 How many **years of experience** does <D1 worker name> have with this service?

The years of experience a worker has with your service should be measured by totalling the number of years the worker has been employed to work with your service, regardless of whether this was full time or part time. Subtract absences from work of more than 3 months, from the total.

The total number should be rounded down to the nearest whole year and recorded as "0" if less than 1 year.

*PROGRAMMER: RESPONSE GREATER THAN <D10> *SOFT CHECK

ERROR MESSAGE: "Please check your response. <D1 worker name> has <D10 RESPONSE> years' experience at D10 in the early childhood education and care sector but has <D11 RESPONSE> years' experience at D11 with your service. If this is correct, click 'Next' to continue or change your

response and click 'Next' to continue, or navigate using the 'Previous' button to change your response to D10.

1. (RANGE 0 TO <D10>)

*(SERVICETYPE=2 TO 11, ALL EXCEPT PRESCHOOLS)

D12 How many years [DISPLAY IF D5=6:", if any,"] has <D1 worker name> been employed as a **CONTACT worker** with this service?

Please round down to the nearest whole year and put '0' if less than one year.

DISPLAY IF SERVICETYPE=2 OR 3 (FDC/IHC): If the worker is a contractor, please report the number of years the contractor has been working for this service during the reference week.

*PROGRAMMER: RESPONSE GREATER THAN <D11> *SOFT CHECK

ERROR MESSAGE: "Please check your response. <D1 worker name> has <D11 RESPONSE> years' experience at **D11** with your service but has been employed as a contact worker with this service <D12 RESPONSE> years' experience at **D12** with your service. If this is correct, click 'Next' to continue or change your response and click 'Next' to continue, or navigate using the 'Previous' button to change your response to D11."

1. (RANGE: 0 TO <D11>)
2. Not applicable – No contact work experience with this service [DO NOT DISPLAY IF D4=1 OR 2]

*(ALL)

D13 In which of the following early childhood education and care related fields does <D1 worker name> hold their highest completed qualification?

Please select one option for <D1 worker name> that is most relevant to their work in this service.

1. Teaching (early childhood related)
2. Teaching (primary)
3. Teaching (other)
4. Child care
5. Nursing (including mothercraft nursing)
6. Other human welfare studies and services
7. Behavioural science
8. Other early childhood education and care related qualification
9. Other qualification not in relevant field
10. No qualification
11. Qualification unknown

*(D13=1 THRU 8, OR 1, WORKER HAS RELEVANT QUALIFICATION OR UNKNOWN)

D14 What is the **highest level of relevant qualification** that does <D1 worker name> has completed that is related to their early childhood education and care employment?

1. Post graduate degree
2. Graduate diploma or graduate certificate
3. Bachelor degree honours
4. Bachelor degree pass (4 yrs or equivalent)
5. Bachelor degree pass (3 yrs or equivalent)
6. Advanced diploma
7. Diploma
8. Certificate level IV
9. Certificate level III
10. Certificate level I or II
11. Other certificate

12. No qualifications in relevant field (DO NOT DISPLAY – AUTO-CODED IF D13=9 OR 10)
13. Qualification unknown

*(SERVICETYPE=2 TO 11, ALL EXCEPT PRESCHOOLS)

D15 Is <D1 worker name> currently enrolled and studying for a qualification in an early childhood education and care-related field?

Exclude workers who have completed their course, has deferred their training for a period longer than 12 months, or who is currently enrolled in a course that is not in the area of children's education and care.

Include workers who are actively working towards an ACECQA approved certificate III level early childhood education and care qualification or above.

1. Yes
2. No

*(D15=1, CURRENTLY ENROLLED IN EARLY CHILDHOOD FIELD)

D16 In which of the following early childhood education and care related fields is <D1 worker name> currently studying their qualification?

Please select one answer.

1. Teaching (early childhood related)
2. Teaching (primary)
3. Teaching (other)
4. Child care
5. All other fields
6. Field unknown

*(D15=1, CURRENTLY ENROLLED IN EARLY CHILDHOOD FIELD)

D17 What is the level of qualification that <D1 worker name> is currently studying?

1. Bachelor degree or higher
2. Advanced diploma or Diploma
3. Certificate IV
4. Certificate III
5. Certificate I, II or other certificate
6. Level unknown

*(SERVICETYPE=2 TO 11, ALL EXCEPT PRESCHOOLS)

D18 In which areas did <D1 worker name> undertake professional development training in the previous 12 months?

Professional Development involves formal training only. This may have been structured training sessions conducted in-house or externally and may be in work time or own time. Please exclude any training undertaken towards a qualification.

Please select all that apply.

1. Management, Human Resource Management or Supervision Leadership or Ethics Training
2. Financial or risk management training
3. Training to strengthen pedagogy or practice
4. Inclusion training to support cultural diversity
5. Inclusion training to support children with disabilities and additional needs
6. Aboriginal or Torres Strait Islander cultural awareness or training in reconciliation
7. Training in specific curriculum areas (eg STEM, Literacy, Music)
8. Other relevant training courses

9. No professional development training undertaken by this worker

PROGRAMMER: FLAG RECORD AS "COMPLETE – NOT SUBMITTED" ONCE SERVICE HAS COMPLETED D18 FOR FINAL WORKER

*TIMESTAMP

SECTION E: Recontact

***FOR SERVICES THAT COMPLETE THE EXCEL WORKER SECTION WE WILL NEED TO WORK OUT HOW WE WILL COLLECT THIS BELOW. IT MIGHT JUST NEED TO BE ADDED TO THE EXCEL DOCUMENT

*(ALL) *NON-MANDATORY

E1 Information requested to be provided below is entirely optional, that is, it is not a mandatory requirement to provide this information.

The Department of Education Skills and Employment occasionally undertakes additional research with child care services. Would you give permission for your details to be provided to the Department, who may contact you to participate in future research projects?

1. Yes
2. No

*(E1=1, WISH TO PROVIDE CONTACT DETAILS)

E2 Please provide your contact details below.

First Name: <TEXT BOX>

Email Address: <TEXT BOX WITH KICKBOX VALIDATION>

Best contact number: <TEXT BOX WITH PHONE NUMBER VALIDATION>

Please enter a phone number as a 10-digit telephone number without spaces, brackets or other symbols. E.g. for landlines 0881231234 or mobiles 0412345678.

SECTION F: Submission

*(ALL) NON-MANDATORY

F1 About how long did it take to complete this data collection?

If you are completing more than one National Workforce Census, please estimate the amount of time you spent completing the data collection for this service.

Include any time spent searching for information in your records and asking others for information. Exclude any breaks you took that did not relate to completing the data collection.

Please indicate the time in hours and minutes.

1. Hours: <RANGE 0-200>
2. Minutes: <RANGE 0-300>

*(ALL)

CLOSE Thank you very much for your time, please click the 'Submit' button below to complete the National Workforce Census for your <servicetype> service.

By submitting this Census your child care service agrees that:

- You are authorised to complete and submit the National Workforce Census on behalf of the service;
- The Privacy Notice (as provided with the Registration Letter and available here) has been made available to each person employed by the service; and
- The service, and each person employed by the service, agrees to the information collected as part of the Census being used and disclosed in accordance with what is set out in that notice.

DISPLAY DURING PRIZE DRAW PERIOD: By clicking 'Submit' you will also be automatically entered into the prize draw.

If you have any queries, please contact the National Workforce Census Helpline on:
Telephone: 1800 639 098 (free call)
Email: nwc@srcentre.com.au

*PROGRAMMER: PROVIDE 'SUBMIT' BUTTON (AS WELL AS 'PREVIOUS' AND 'SAVE & CLOSE BUTTON)

*PROGRAMMER: FLAG RECORD AS "COMPLETE – SUBMITTED" ONCE SERVICE HAS CLICKED SUBMIT

*(ALL)

CLOSE2 Thank you for taking the time to complete the 2016 National Workforce Census. DISPLAY DURING PRIZE DRAW PERIOD: Your service has now been entered into the prize draw.

Remember, completion of the National Workforce Census is required for each service type (as per the Child Care Benefit approval ID) provided by your service. You will need to complete a separate National Workforce Census for each service.

If you need to complete a new National Workforce Census for another service, please return to you email now and click on the link provided for you next service. Alternatively, go to www.education.gov.au/nationalworkforcecensus and enter the username and password for your next service

PROGRAMMER: DISPLAY "CLOSE" BUTTON. IF RESPONDENT CLICKS ON "CLOSE" BUTTON, REDIRECT TO www.education.gov.au/nationalworkforcecensus

TERMINATION SCRIPTS

*(S1=2, DID NOT REGISTER / SERVICE TYPE INCORRECT)

TERM1 Thank you for your participation, you are temporarily terminated. Once we confirm your service type, we will refresh your survey for you to be able to continue. Please click 'Next' to be re-directed to our home page.

*(S4=2 or B1Y=1, SERVICE NOT OPERATING OR NO CHILDREN ATTENDING DURING REF WEEK)

TERM2 Remember, completion of the National Workforce Census is required for each service type (as per the Child Care Benefit approval ID) provided by your service. You will need to complete a separate National Workforce Census for each service.

If you need to complete a new National Workforce Census for another service, please return to you email now and click on the link provided for you next service. Alternatively, go to www.education.gov.au/nationalworkforcecensus and enter the username and password for you next service

ACTIVE SURVEY LINK SCRIPT

We have **temporarily** stopped you from entering data into the National Workforce Census for:

Username: < USERNAME>

The issue is caused by one of the following:

1. You are attempting to complete the National Workforce Census for the above service in more than 1 window or tab at the same time; OR
2. You have exited from the National Workforce Census for the above service in the last 10 minutes without using the 'Save & Close' button

You have been **temporarily** locked out for **10 minutes** to ensure that none of the data you have already entered is lost.

To **continue entering data** for the above service, please **close your browser including all windows / tabs** and wait for **10 minutes** before attempting to re-enter via the link provided in your email (or by entering your username and password again).

If you have any difficulties, please contact the National Workforce Census Helpline on:

Telephone: 1800 639 098 (free call)

Email: nwc@srcentre.com.au

Validation rules

*KEPT IN SEPARATE EXCEL FILE

INFO BEFORE SURVEY IS OPEN

Thank you for logging in. If you need to update the registration details for your service please contact the National Workforce Census Helpline on 1800 639 098 or nwc@srcentre.com.au.

The **reference week** for this service is from <REFERENCEWEEK>.

You can log in here again to start completing the National Workforce Census on <START DATE>.

The **key contact person** will also receive an email on this date to remind them that the National Workforce Census is open for completion.

In the meantime, there are a number of things you can do to **prepare**:

- Click here to **preview** ALL the questions to understand what information will be required to complete the National Workforce Census. It is highly recommended that you do this so that you can complete the National Workforce Census in one sitting;
- **Determine** how information required to complete the National Workforce Census will be sourced. You will definitely need to refer to both your child and worker (employee, carer, contractor) records, there are also items required as part of the data collection that you may need to obtain from other sources (or even the worker themselves);
- **Communicate** the Privacy Notice to all workers.

s 22

s 22, s 42



Early Childhood Education and Care Capacity Study

Draft Terms of Reference

Overview

The Government has commissioned Jobs and Skills Australia (JSA) to undertake a capacity study on the workforce needs for Australia's Early Childhood Education and Care (ECEC) sector. The Capacity Study will be undertaken in partnership with HumanAbility, the Jobs and Skills Council with responsibility for the early childhood education and care sector. The study will provide critical evidence, insights and recommendations as appropriate to support current and future workforce planning, including a detailed understanding of the current state and future needs of the workforce to support the development of Government strategy and vision on early years education and care of Australia's children.

The ECEC Capacity Study will be conducted with consideration of HumanAbility's workforce planning mandate and industry engagement, the [Productivity Commission's](#) and [Australian Competition and Consumer Commission \(ACCC\)'s](#) inquiries into the ECEC sector in Australia, and other policy developments. The Capacity Study will focus on ECEC workforce and skills issues, particularly attraction and retention, including incentives, to complement both inquiries broader scope of examining ECEC and the impacts on Australia's economic growth and outcomes for children and families.

Scope

The ECEC Capacity Study will identify and analyse occupations for each of the different parts of the sector (pre-schools and kindergartens, centre-based day care, family day care, home-based care, and outside school hours care), their respective supply and demand factors and geographical considerations to understand factors that impact training, attracting, and retaining ECEC workers.

It will:

1. Report on the current state of the ECEC sector workforce – including but not limited to demographic and geographic composition, occupation, skill level, job mobility, numbers of employers, job vacancies, sector pay and working conditions, traineeship numbers, and labour costs – in a manner consistent with HumanAbility's Workforce Plan
2. Analyse future demand (at the national, state, and regional level) for ECEC roles over 10 years based on different systemic and population scenarios, alongside the impact on demand for employment in intersecting sectors that ECEC workers may come from, or leave to work in
3. Analyse the potential supply (at the national, state, and regional level) of ECEC workers over the next 10 years by:
 - a. examining the education, training and professional development pathways that will support workers entering the ECEC sector.
 - b. identifying the underlying drivers of attrition, retention, and career progression in the ECEC sector, including analysing the role of wages, hours of work and location
 - c. understanding the dynamics of staff performing multiple roles or working across multiple employers
 - d. exploring job mobility and skills transferability between different roles, sectors, and regions within ECEC and between ECEC and other sectors
 - e. exploring the career transitions of those workers who have left the ECEC sector and factors that could induce them to return to the sector
 - f. considering international labour supply factors, such as the recognition of overseas qualifications in the sector and the impact of targeted migration programs
4. Identify the enablers and barriers faced by universities, TAFEs and other education and training providers to attracting and supporting students in ECEC, including differences between States and Territories
5. Explore opportunities for, and barriers to, full participation in the ECEC workforce for priority cohorts, including but not limited to First Nations Australians, people in rural and regional areas, people with disability and culturally and linguistically diverse Australians
6. Explore current and potential governance and regulatory settings that apply to the ECEC workforce

7. Consider the policy interactions between wages and workforce participation
8. Consider the experiences of the ECEC sector in other countries, especially those that have comparable economies and patterns of workforce participation to Australia.

Governance and Consultation

The Capacity Study will be underpinned by close consultation and collaboration with stakeholders. Consultation and stakeholder engagement for the Capacity Study will be co-designed by HumanAbility and JSA, ensuring HumanAbility's unique role in leading industry representation and engagement frames the approach. This will also include carefully planning stakeholder engagement to leverage existing processes where possible to minimise stakeholder burden.

The study will be overseen by a representative Project Steering Group, co-chaired by JSA and HumanAbility under the JSA's tripartite arrangement. Membership will include representatives from other key Australian Government agencies, State and Territory governments, industry peak bodies, employers, unions, universities, TAFEs and other training providers, and advocacy groups.

Jobs and Skills Australia will regularly brief and inform the Australian Minister for Skills and Training, Minister for Education, Minister for Employment and Workplace Relations and the Minister for Early Childhood Education on the study's progress and interim findings.

Process

Jobs and Skills Australia will report on interim progress by February 2024 and provide a final report by May 2024. The timing of the final report will ensure relevant evidence from industry for HumanAbility's 2024 Workforce Plan can inform it.

Table 1: Child level Child Care Subsidy data (weekly data), 2 January 2019 –2 July 2023

Variable Name	Description
weekend_date	Last day of the calendar week to which the record relates (always a Sunday)
financial_year	Financial year in which the sessions of care take place
service_type	Child care service type: <ul style="list-style-type: none"> • CBDC=Centre Based Day Care, • OSHC=Outside School Hours Care, • FDC=Family Day Care, • IHC=In Home Care
service_name	Service name
customer_partner	Anonymised unique identifier of the customer (e.g. parent or guardian of child in approved care). This is an alternative to CRN.
child_partner	Anonymised unique identifier of the child. This is an alternative to CRN.
partner_partner	Anonymised unique identifier of the customer's partner (where applicable). This is an alternative to CRN.
service_partner	Anonymised unique identifier of the service. This is an alternative to CRN.
provider_partner	Anonymised unique identifier of the provider. This is an alternative to CRN.
session_day_num	Number of days on in the week with one or more sessions
session_care_num	Number of sessions in the week
customer_activity_hours	The total hours of 'recognised activity' undertaken each fortnight by the customer
partner_activity_hours	The total hours of 'recognised activity' undertaken each fortnight by the customer's partner (where applicable)
family_activity_hours	The total hours of 'recognised activity' undertaken each fortnight by the main parent/carer OR the partner whichever is the smallest
charged_fees	Total fees charged for the week (before subsidy)
charged_hours	Total hours for which fees are charged for the week
attended_hours	Number of hours in the week the child attended
allowed_hours	Maximum hours of subsidised care to which the family is entitled per fortnight
absence_usage	Number of sessions of care in the week that the child was absent. This is not necessarily the same as absence days because children may be recorded as absent for more than one session in a single day
ccs_usage	Total hours of care attracting CCS in a week
accs_usage	Total hours of care attracting ACCS in a week
annual_ccs_cap_usage	Part of subsidy that counts towards the annual cap - note the annual cap was removed from 10 December 2021
ccs	Estimated weekly CCS entitlements
ccs_withheld	CCS withheld
accs_type	ACCS payment type: <ul style="list-style-type: none"> • CWB=Child wellbeing subsidy, • TTW=Transition to Work subsidy, • GRP=Grandparent subsidy, • TFH=Temporary Financial Hardship subsidy
accs	Estimated weekly ACCS entitlements
estimated_family_income_1	Estimated annual family income - by CCS taper bands
estimated_family_income_2	Estimated annual family income - by standard ABS bands
estimated_family_income_3	Estimated annual family income - by CBDC deciles
child_age	Child's age calculated as at 30 June of the relevant financial year
customer_SA2_MAINCODE	Geospatial information based on customer home address
customer_SA2_NAME	Geospatial information based on customer home address
customer_LGA_MAINCODE	Geospatial information based on customer home address (for 2022 LGA boundaries)
customer_LGA_NAME	Geospatial information based on customer home address (for 2022 LGA boundaries)
distance_home_to_service	Distance between service and home location according to the following groupings: <ul style="list-style-type: none"> • 01: 0.5km or closer

Variable Name	Description
	<ul style="list-style-type: none"><li data-bbox="587 255 815 282">• 02: > 0.5km - 1km<li data-bbox="587 286 799 313">• 03: > 1km - 2km<li data-bbox="587 318 799 344">• 04: > 2km - 3km<li data-bbox="587 349 799 376">• 05: > 3km - 5km<li data-bbox="587 380 799 407">• 06: > 5km - 10km<li data-bbox="587 412 823 439">• 07: > 10km - 20km<li data-bbox="587 443 823 470">• 08: > 20km - 50km<li data-bbox="587 474 836 501">• 09: > 50km - 100km<li data-bbox="587 506 759 533">• 10: > 100km<li data-bbox="587 537 746 564">• 99: Missing

Table 2: Service level Child Care Subsidy data, 2019-2023

Variable	Definition
provider_name	Provider name
legal_entity	Provider legal entity code
legal_entity_desc	Provider legal entity description
provider_partner	Anonymised unique identifier of the provider
provider_ccs_status	Provider Child Care Subsidy (CSS) status
provider_ccs_start	Provider CCS status start date (date of effect for provider_ccs_status)
provider_address_line_1	Provider physical address line 1
provider_address_line_2	Provider physical address line 2
provider_suburb_name	Provider physical address suburb
provider_postcode	Provider physical address postcode
provider_state_code	Provider physical address state or territory
for_profit_flag	Flag indicating 'for-profit' status of the provider: <ul style="list-style-type: none"> • Y=for profit org • N=non-profit org
charity_flag	Flag indicating 'charity' status of the provider: <ul style="list-style-type: none"> • Y=for charity • N=not charity
provider_nlnum	Provider national law number
provider_nl_status	Provider national law status
provider_nl_start	Provider national law status start date (date of effect for provider_nl_status)
service_name	Service commercial business name.
service_care_type	Child care service type: CBDC=Centre Based Day Care, OSHC=Outside School Hours Care, FDC=Family Day Care, IHC=In Home Care
service_partner	Anonymised unique identifier of the service
service_ccs_status	Service CCS Status
service_ccs_start	Service CCS status start date (date of effect for service_ccs_status)
service_ccs_end	Service CCS status end date (end date for service_ccs_status)
service_nlnum	Service National Law Number
service_nl_status	Service National Law Status
service_nl_start	Service National Law status start date (date of effect for service_nl_status)
service_nl_end	Service National Law status end date (end date for service_nl_status)
service_address_line_1	Service physical address line 1
service_address_line_2	Service physical address line 2
service_suburb_name	Service physical address suburb
service_postcode	Service physical address postcode
service_state_code	Service physical address state or territory
service_lat	Service address latitude coordinates.
service_long	Service address longitude coordinates.
RA_CODE_2021	Service Remoteness Area code.
RA_NAME_2021	Service Remoteness Area name.
LGA_CODE_2022	Service Local Government Area (LGA) code. A code set representing an approximation of gazetted local government boundaries as defined by each State and Territory Local Government Department.

Variable	Definition
LGA_NAME_2022	Service Local Government Area (LGA) region name
ELECT_DIV_2018	Service address Federal electoral division.
ELECT_DIV_2021	Service address Federal electoral division.
SA1_MAINCODE	Service address Statistical area level 1 (SA1) code. A code set representing a geographical area aggregated from whole Mesh Blocks.
SA2_MAINCODE	Service address Statistical area, level 2 (SA2) code. A code set representing a medium-sized general purpose area aggregated from whole Statistical areas level 1 (SA1s).
SA2_NAME	Service address Statistical area, level 2 (SA2) region name.
SA3_CODE	Service Statistical area, level 3 (SA3) code.
SA3_NAME	Service Statistical area, level 3 (SA3) region name
SA4_CODE	Service Statistical area, level 4 (SA4) code
SA4_NAME	Service Statistical area, level 4 (SA4) region name
GCCSA_CODE	Service Greater Capital City Statistical Areas (GCCSAs) which are geographic areas built from Statistical Areas Level 4 (SA4s). A GCCSA is identified by a 5-character alphanumeric code. This comprises a 1-digit State or Territory identifier followed by a 4-character GCCSA identifier that is unique within each State and Territory.
GCCSA_NAME	Service Greater Capital City Statistical Areas (GCCSAs) name
count_children_svc_Jun2023	Count on children in the service in the last 4 weeks of June in the FY (weeks ending on Sunday: 11Jun2023, 18Jun2023, 25Jun2023, 02Jul2023)
_0_yrs_Jun2023	Count on children aged 0 years, as at 30 Jun 2023, in the service during the last 4 weeks of June (weeks ending on Sunday: 11Jun2023, 18Jun2023, 25Jun2023, 02Jul2023)
_1_yrs_Jun2023	Count on children aged 1 years, as at 30 Jun 2023, in the service during the last 4 weeks of June (weeks ending on Sunday: 11Jun2023, 18Jun2023, 25Jun2023, 02Jul2023)
_2_yrs_Jun2023	Count on children aged 2 years, as at 30 Jun 2023, in the service during the last 4 weeks of June (weeks ending on Sunday: 11Jun2023, 18Jun2023, 25Jun2023, 02Jul2023)
_3_yrs_Jun2023	Count on children aged 3 years, as at 30 Jun 2023, in the service during the last 4 weeks of June (weeks ending on Sunday: 11Jun2023, 18Jun2023, 25Jun2023, 02Jul2023)
_4_yrs_Jun2023	Count on children aged 4 years, as at 30 Jun 2023, in the service during the last 4 weeks of June (weeks ending on Sunday: 11Jun2023, 18Jun2023, 25Jun2023, 02Jul2023)
_5_yrs_Jun2023	Count on children aged 5 years, as at 30 Jun 2023, in the service during the last 4 weeks of June (weeks ending on Sunday: 11Jun2023, 18Jun2023, 25Jun2023, 02Jul2023)
_6_yrs_Jun2023	Count on children aged 6 years, as at 30 Jun 2023, in the service during the last 4 weeks of June (weeks ending on Sunday: 11Jun2023, 18Jun2023, 25Jun2023, 02Jul2023)
_7_yrs_Jun2023	Count on children aged 7 years, as at 30 Jun 2023, in the service during the last 4 weeks of June (weeks ending on Sunday: 11Jun2023, 18Jun2023, 25Jun2023, 02Jul2023)
_8_yrs_Jun2023	Count on children aged 8 years, as at 30 Jun 2023, in the service during the last 4 weeks of June (weeks ending on Sunday: 11Jun2023, 18Jun2023, 25Jun2023, 02Jul2023)
_9_yrs_Jun2023	Count on children aged 9 years, as at 30 Jun 2023, in the service during the last 4 weeks of June (weeks ending on Sunday: 11Jun2023, 18Jun2023, 25Jun2023, 02Jul2023)
_10_yrs_Jun2023	Count on children aged 10 years, as at 30 Jun 2023, in the service during the last 4 weeks of June (weeks ending on Sunday: 11Jun2023, 18Jun2023, 25Jun2023, 02Jul2023)

Variable	Definition
_11_yrs_Jun2023	Count on children aged 11 years, as at 30 Jun 2023, in the service during the last 4 weeks of June (weeks ending on Sunday: 11Jun2023, 18Jun2023, 25Jun2023, 02Jul2023)
_12_yrs_Jun2023	Count on children aged 12 years, as at 30 Jun 2023, in the service during the last 4 weeks of June (weeks ending on Sunday: 11Jun2023, 18Jun2023, 25Jun2023, 02Jul2023)
_13plus_yrs_Jun2023	Count on children aged 13 years and over, as at 30 Jun 2023, in the service during the last 4 weeks of June (weeks ending on Sunday: 11Jun2023, 18Jun2023, 25Jun2023, 02Jul2023)
count_indig_children_Jun2023	Count on Indigenous children in the service in the last 4 weeks of June in the FY (weeks ending on Sunday: 11Jun2023, 18Jun2023, 25Jun2023, 02Jul2023)
Prop_indig_children_2023	Proportion on Children in the service in the last 4 weeks of June that are Indigenous (weeks ending on Sunday: 11Jun2023, 18Jun2023, 25Jun2023, 02Jul2023)
count_children_svc_Jun2022	Count on children in the service in the last 4 weeks of June in the FY (weeks ending on Sunday: 12Jun2022, 19Jun2022, 26Jun2022, 03Jul2022)
_0_yrs_Jun2022	Count on children aged 0 years, as at 30 Jun 2022, in the service during the last 4 weeks of June (weeks ending on Sunday: 12Jun2022, 19Jun2022, 26Jun2022, 03Jul2022)
_1_yrs_Jun2022	Count on children aged 1 years, as at 30 Jun 2022, in the service during the last 4 weeks of June (weeks ending on Sunday: 12Jun2022, 19Jun2022, 26Jun2022, 03Jul2022)
_2_yrs_Jun2022	Count on children aged 2 years, as at 30 Jun 2022, in the service during the last 4 weeks of June (weeks ending on Sunday: 12Jun2022, 19Jun2022, 26Jun2022, 03Jul2022)
_3_yrs_Jun2022	Count on children aged 3 years, as at 30 Jun 2022, in the service during the last 4 weeks of June (weeks ending on Sunday: 12Jun2022, 19Jun2022, 26Jun2022, 03Jul2022)
_4_yrs_Jun2022	Count on children aged 4 years, as at 30 Jun 2022, in the service during the last 4 weeks of June (weeks ending on Sunday: 12Jun2022, 19Jun2022, 26Jun2022, 03Jul2022)
_5_yrs_Jun2022	Count on children aged 5 years, as at 30 Jun 2022, in the service during the last 4 weeks of June (weeks ending on Sunday: 12Jun2022, 19Jun2022, 26Jun2022, 03Jul2022)
_6_yrs_Jun2022	Count on children aged 6 years, as at 30 Jun 2022, in the service during the last 4 weeks of June (weeks ending on Sunday: 12Jun2022, 19Jun2022, 26Jun2022, 03Jul2022)
_7_yrs_Jun2022	Count on children aged 7 years, as at 30 Jun 2022, in the service during the last 4 weeks of June (weeks ending on Sunday: 12Jun2022, 19Jun2022, 26Jun2022, 03Jul2022)
_8_yrs_Jun2022	Count on children aged 8 years, as at 30 Jun 2022, in the service during the last 4 weeks of June (weeks ending on Sunday: 12Jun2022, 19Jun2022, 26Jun2022, 03Jul2022)
_9_yrs_Jun2022	Count on children aged 9 years, as at 30 Jun 2022, in the service during the last 4 weeks of June (weeks ending on Sunday: 12Jun2022, 19Jun2022, 26Jun2022, 03Jul2022)
_10_yrs_Jun2022	Count on children aged 10 years, as at 30 Jun 2022, in the service during the last 4 weeks of June (weeks ending on Sunday: 12Jun2022, 19Jun2022, 26Jun2022, 03Jul2022)
_11_yrs_Jun2022	Count on children aged 11 years, as at 30 Jun 2022, in the service during the last 4 weeks of June (weeks ending on Sunday: 12Jun2022, 19Jun2022, 26Jun2022, 03Jul2022)
_12_yrs_Jun2022	Count on children aged 12 years, as at 30 Jun 2022, in the service during the last 4 weeks of June (weeks ending on Sunday: 12Jun2022, 19Jun2022, 26Jun2022, 03Jul2022)
_13plus_yrs_Jun2022	Count on children aged 13 years and over, as at 30 Jun 2022, in the service during the last 4 weeks of June (weeks ending on Sunday: 12Jun2022, 19Jun2022, 26Jun2022, 03Jul2022)

Variable	Definition
count_indig_children_Jun2022	Count on Indigenous children in the service in the last 4 weeks of June (weeks ending on Sunday: 12Jun2022, 19Jun2022, 26Jun2022, 03Jul2022)
Prop_indig_children_2022	Proportion on Children in the service in the last 4 weeks of June that are Indigenous (weeks ending on Sunday: 12Jun2022, 19Jun2022, 26Jun2022, 03Jul2022)
count_children_svc_Jun2021	Count on children in the service in the last 4 weeks of June in the FY (weeks ending on Sunday: 13Jun2021, 20Jun2021, 27Jun2021, 04Jul2021)
_0_yrs_Jun2021	Count on children aged 0 years, as at 30 Jun 2021, in the service during the last 4 weeks of June (weeks ending on Sunday: 13Jun2021, 20Jun2021, 27Jun2021, 04Jul2021)
_1_yrs_Jun2021	Count on children aged 1 years, as at 30 Jun 2021, in the service during the last 4 weeks of June (weeks ending on Sunday: 13Jun2021, 20Jun2021, 27Jun2021, 04Jul2021)
_2_yrs_Jun2021	Count on children aged 2 years, as at 30 Jun 2021, in the service during the last 4 weeks of June (weeks ending on Sunday: 13Jun2021, 20Jun2021, 27Jun2021, 04Jul2021)
_3_yrs_Jun2021	Count on children aged 3 years, as at 30 Jun 2021, in the service during the last 4 weeks of June (weeks ending on Sunday: 13Jun2021, 20Jun2021, 27Jun2021, 04Jul2021)
_4_yrs_Jun2021	Count on children aged 4 years, as at 30 Jun 2021, in the service during the last 4 weeks of June (weeks ending on Sunday: 13Jun2021, 20Jun2021, 27Jun2021, 04Jul2021)
_5_yrs_Jun2021	Count on children aged 5 years, as at 30 Jun 2021, in the service during the last 4 weeks of June (weeks ending on Sunday: 13Jun2021, 20Jun2021, 27Jun2021, 04Jul2021)
_6_yrs_Jun2021	Count on children aged 6 years, as at 30 Jun 2021, in the service during the last 4 weeks of June (weeks ending on Sunday: 13Jun2021, 20Jun2021, 27Jun2021, 04Jul2021)
_7_yrs_Jun2021	Count on children aged 7 years, as at 30 Jun 2021, in the service during the last 4 weeks of June (weeks ending on Sunday: 13Jun2021, 20Jun2021, 27Jun2021, 04Jul2021)
_8_yrs_Jun2021	Count on children aged 8 years, as at 30 Jun 2021, in the service during the last 4 weeks of June (weeks ending on Sunday: 13Jun2021, 20Jun2021, 27Jun2021, 04Jul2021)
_9_yrs_Jun2021	Count on children aged 9 years, as at 30 Jun 2021, in the service during the last 4 weeks of June (weeks ending on Sunday: 13Jun2021, 20Jun2021, 27Jun2021, 04Jul2021)
_10_yrs_Jun2021	Count on children aged 10 years, as at 30 Jun 2021, in the service during the last 4 weeks of June (weeks ending on Sunday: 13Jun2021, 20Jun2021, 27Jun2021, 04Jul2021)
_11_yrs_Jun2021	Count on children aged 11 years, as at 30 Jun 2021, in the service during the last 4 weeks of June (weeks ending on Sunday: 13Jun2021, 20Jun2021, 27Jun2021, 04Jul2021)
_12_yrs_Jun2021	Count on children aged 12 years, as at 30 Jun 2021, in the service during the last 4 weeks of June (weeks ending on Sunday: 13Jun2021, 20Jun2021, 27Jun2021, 04Jul2021)
_13plus_yrs_Jun2021	Count on children aged 13 years and over, as at 30 Jun 2021, in the service during the last 4 weeks of June (weeks ending on Sunday: 13Jun2021, 20Jun2021, 27Jun2021, 04Jul2021)
count_indig_children_Jun2021	Count on Indigenous children in the service in the last 4 weeks of June (weeks ending on Sunday: 13Jun2021, 20Jun2021, 27Jun2021, 04Jul2021)
Prop_indig_children_2021	Proportion on Children in the service in the last 4 weeks of June that are Indigenous (weeks ending on Sunday: 13Jun2021, 20Jun2021, 27Jun2021, 04Jul2021)
count_children_svc_Jun2019	Count on children in the service in the last 4 weeks of June in the FY (weeks ending on Sunday: 09Jun2019, 16Jun2019, 23Jun2019, 30Jun2019)
_0_yrs_Jun2019	Count on children aged 0 years, as at 30 Jun 2019, in the service during the last 4 weeks of June (weeks ending on Sunday: 09Jun2019, 16Jun2019, 23Jun2019, 30Jun2019)

Variable	Definition
_1_yrs_Jun2019	Count on children aged 1 years, as at 30 Jun 2019, in the service during the last 4 weeks of June (weeks ending on Sunday: 09Jun2019, 16Jun2019, 23Jun2019, 30Jun2019)
_2_yrs_Jun2019	Count on children aged 2 years, as at 30 Jun 2019, in the service during the last 4 weeks of June (weeks ending on Sunday: 09Jun2019, 16Jun2019, 23Jun2019, 30Jun2019)
_3_yrs_Jun2019	Count on children aged 3 years, as at 30 Jun 2019, in the service during the last 4 weeks of June (weeks ending on Sunday: 09Jun2019, 16Jun2019, 23Jun2019, 30Jun2019)
_4_yrs_Jun2019	Count on children aged 4 years, as at 30 Jun 2019, in the service during the last 4 weeks of June (weeks ending on Sunday: 09Jun2019, 16Jun2019, 23Jun2019, 30Jun2019)
_5_yrs_Jun2019	Count on children aged 5 years, as at 30 Jun 2019, in the service during the last 4 weeks of June (weeks ending on Sunday: 09Jun2019, 16Jun2019, 23Jun2019, 30Jun2019)
_6_yrs_Jun2019	Count on children aged 6 years, as at 30 Jun 2019, in the service during the last 4 weeks of June (weeks ending on Sunday: 09Jun2019, 16Jun2019, 23Jun2019, 30Jun2019)
_7_yrs_Jun2019	Count on children aged 7 years, as at 30 Jun 2019, in the service during the last 4 weeks of June (weeks ending on Sunday: 09Jun2019, 16Jun2019, 23Jun2019, 30Jun2019)
_8_yrs_Jun2019	Count on children aged 8 years, as at 30 Jun 2019, in the service during the last 4 weeks of June (weeks ending on Sunday: 09Jun2019, 16Jun2019, 23Jun2019, 30Jun2019)
_9_yrs_Jun2019	Count on children aged 9 years, as at 30 Jun 2019, in the service during the last 4 weeks of June (weeks ending on Sunday: 09Jun2019, 16Jun2019, 23Jun2019, 30Jun2019)
_10_yrs_Jun2019	Count on children aged 10 years, as at 30 Jun 2019, in the service during the last 4 weeks of June (weeks ending on Sunday: 09Jun2019, 16Jun2019, 23Jun2019, 30Jun2019)
_11_yrs_Jun2019	Count on children aged 11 years, as at 30 Jun 2019, in the service during the last 4 weeks of June (weeks ending on Sunday: 09Jun2019, 16Jun2019, 23Jun2019, 30Jun2019)
_12_yrs_Jun2019	Count on children aged 12 years, as at 30 Jun 2019, in the service during the last 4 weeks of June (weeks ending on Sunday: 09Jun2019, 16Jun2019, 23Jun2019, 30Jun2019)
_13plus_yrs_Jun2019	Count on children aged 13 years and over, as at 30 Jun 2019, in the service during the last 4 weeks of June (weeks ending on Sunday: 09Jun2019, 16Jun2019, 23Jun2019, 30Jun2019)
count_indig_children_Jun2019	Count on Indigenous children in the service in the last 4 weeks of June (weeks ending on Sunday: 09Jun2019, 16Jun2019, 23Jun2019, 30Jun2019)
Prop_indig_children_2019	Proportion on Children in the service in the last 4 weeks of June that are Indigenous (weeks ending on Sunday: 09Jun2019, 16Jun2019, 23Jun2019, 30Jun2019)

Table 3: National Workforce Census 2021 Services data

Variable	Variable label
service_type	Service - Service type
service_partner_ID	Service - Service unique reference number
Service_state	State of Service
n_lic_pl	A1. Number of places this service is licensed to provide at any one time
MxCare	A2. Maximum number of children to whom care is offered at any one time
MxTyp_0_24m	A2a. Maximum number of places typically break down across age group - 0 to 24 months
MxTyp_25_35m	A2a. Maximum number of places typically break down across age group - 25 to 35 months
MxTyp_3_5y	A2a. Maximum number of places typically break down across age group - 3 to 5 years
MxTyp_6plus	A2a. Maximum number of places typically break down across age group - 6 years or older
TypCare	Total number of children on a typical day
TypCar_0_24m	A3. Number of places break down across age group on typical day - 0 to 24 months
TypCar_25_35m	A3. Number of places break down across age group on typical day - 25 to 35 months
TypCar_3_5y	A3. Number of places break down across age group on typical day - 3 to 5 years
TypCar_6plus	A3. Number of places break down across age group on typical day - 6 years or older
rlicvsmax	Ratio - Licensed places vs maximum capacity
rmxvstyp	Ratio - Maximum capacity vs Typical capacity
HasExemption	A4. Approval, exemption, or other formal permission for workers without required qualifications
NumExemption	A4i. Number of approval, exemption, or other formal permission for workers without required qualifications
A5A	A4a. Any positions with exemption require EC teaching qualification
PrimCont_Cert_III	A5. Number of primary contact staff in reference week actively working towards Certificate III level educator
PrimCont_Diploma	A5. Number of primary contact staff in reference week actively working towards Diploma level educator
PrimCont_Prob	A5. Number of primary contact staff in reference week employed as educator on a probationary basis for not more than three months
PrimCont_ECT	A5. Number of primary contact staff in reference week taken to be an early childhood teacher
PrimCont_ECT_equiv	A5. Number of primary contact staff in reference week equivalent to an early childhood teacher
A6	A6. Number of contact staff left the service P12M
rec_plan	A7. Does this service have a Reconciliation Action Plan
NumAttend_0y	B1. Number of children attending during reference week - 0 to less than 1 year
NumAttend_1y	B1. Number of children attending during reference week - 1 to less than 2 years
NumAttend_2y	B1. Number of children attending during reference week - 2 to less than 3 years
NumAttend_3y	B1. Number of children attending during reference week - 3 to less than 4 years
NumAttend_4y	B1. Number of children attending during reference week - 4 to less than 5 years
NumAttend_5y	B1. Number of children attending during reference week - 5 to less than 6 years
NumAttend_6y	B1. Number of children attending during reference week - 6 to less than 7 years
NumAttend_7y	B1. Number of children attending during reference week - 7 to less than 8 years
NumAttend_8y	B1. Number of children attending during reference week - 8 to less than 9 years
NumAttend_9y	B1. Number of children attending during reference week - 9 to less than 10 years
NumAttend_10y	B1. Number of children attending during reference week - 10 to less than 11 years
NumAttend_11y	B1. Number of children attending during reference week - 11 to less than 12 years
NumAttend_12yplus	B1. Number of children attending during reference week - 12 years or over
NumAttendTotal	B1. Number of children attending during reference week - total
B1W	B1W. Just to confirm, you mentioned in B1 that <NumAttendTotal> children attended your service during the reference week. Is this correct?
B1X	B1X. Just to confirm, you mentioned in B1 that <NumAttendTotal> children attended your service during the reference week. Is this correct?
NumATSI_0y	B2. Number of children of Aboriginal or Torres Strait Islander origin - 0 to less than 1 year
NumATSI_1y	B2. Number of children of Aboriginal or Torres Strait Islander origin - 1 to less than 2 years
NumATSI_2y	B2. Number of children of Aboriginal or Torres Strait Islander origin - 2 to less than 3 years
NumATSI_3y	B2. Number of children of Aboriginal or Torres Strait Islander origin - 3 to less than 4 years
NumATSI_4y	B2. Number of children of Aboriginal or Torres Strait Islander origin - 4 to less than 5 years
NumATSI_5y	B2. Number of children of Aboriginal or Torres Strait Islander origin - 5 to less than 6 years
NumATSI_6y	B2. Number of children of Aboriginal or Torres Strait Islander origin - 6 to less than 7 years

Variable	Variable label
NumATSI_7y	B2. Number of children of Aboriginal or Torres Strait Islander origin - 7 to less than 8 years
NumATSI_8y	B2. Number of children of Aboriginal or Torres Strait Islander origin - 8 to less than 9 years
NumATSI_9y	B2. Number of children of Aboriginal or Torres Strait Islander origin - 9 to less than 10 years
NumATSI_10y	B2. Number of children of Aboriginal or Torres Strait Islander origin - 10 to less than 11 years
NumATSI_11y	B2. Number of children of Aboriginal or Torres Strait Islander origin - 11 to less than 12 years
NumATSI_12yplus	B2. Number of children of Aboriginal or Torres Strait Islander origin - 12 years or over
NumATSITotal	B2. Number of children of Aboriginal or Torres Strait Islander origin - total
NumLOTETotal	B3. Number of children where language other than english spoken at home - total
NumRefugeeTotal	B4. Number of children from a refugee or special humanitarian programme - total
TOTSpNeed_total	B5. Number of children who need additional assistance - Total children needing assistance - total
PreSch_Deliver	C1. Any workers in service deliver or assist in delivering an in-house program
PreSch_Hours	C1a. How many hours of in-house program were delivered by this service?
PreSch_HowDelivered	C1b. How is the in-house program delivered in this service?
Curric_NEYLF	C2. Is the in-house program based on a specific curriculum or framework? Early Years Learning Framework
Curric_StatT	C2. Is the in-house program based on a specific curriculum or framework? State / Territory curriculum or framework
Curric_Other	C2. Is the in-house program based on a specific curriculum or framework? Other curriculum or framework
Curric_None	C2. Is the in-house program based on a specific curriculum or framework? - No
Curric_DK	C2. Is the in-house program based on a specific curriculum or framework? - Don't know
C4_new2021	C3. Highest level of relevant educational qualification of the staff member who was responsible for face-to-face delivery of the program
CSA_1	C4a. Number of children enrolled in in-house program - 3 to less than 4 years
CSA_2	C4a. Number of children enrolled in in-house program - 4 to less than 5 years
CSA_3	C4a. Number of children enrolled in in-house program - 5 to less than 6 years
CSA_4	C4a. Number of children enrolled in in-house program - 6 years or over
c5a_total	C4a. Number of children enrolled in in-house program - total
CSB_1	C4b. Number of children attended program during reference week - 3 to less than 4 years
CSB_2	C4b. Number of children attended program during reference week - 4 to less than 5 years
CSB_3	C4b. Number of children attended program during reference week - 5 to less than 6 years
CSB_4	C4b. Number of children attended program during reference week - 6 years or over
c5b_total	C4b. Number of children attended program during reference week - total
PRIMARY_orig	Number of Primary Contact Staff - from Registration / Service data
OTHER_CON_orig	Number of Other Contact Staff - from Registration / Service data
MGMT_ADMIN_orig	Number of Management / Admin Staff - from Registration / Service data
OTHER_orig	Number of Other / Support Staff - from Registration / Service data
TOTAL_orig	Total number of Staff - from Registration / Service data
CON_TOTAL_orig	Total number of Contact Staff - from Registration / Service data
OTH_TOTAL_orig	Total number of Non-contact Staff - from Registration / Service data
PRIMARY	Number of Primary Contact Staff - from Worker data
OTHER_CON	Number of Other Contact Staff - from Worker data
MGMT_ADMIN	Number of Management / Admin Staff - from Worker data
OTHER	Number of Other / Support Staff - from Worker data
TOTAL	Total number of Staff - from Worker data
CON_TOTAL	Total number of Contact Staff - from Worker data
OTH_TOTAL	Total number of Non-contact Staff - from Worker data
weight1s	Service weight - State by service type
weight2s	Service weight - State by service type by remoteness

Table 4: National Workforce Census 2021 Workers data

Variable	Variable Label
WID	Worker ID
service_type	Service - Service type
service_partner_ID	Service - Service unique reference number
service_state	State of Service
PreSch_Deliver	C1. Any workers in service deliver or assist in delivering an in-house program
PreSch_Hours	C1a. How many hours of in-house program were delivered by this service?
PreSch_HowDelivered	C1b. How is the in-house program delivered in this service?
Curric_NEYLF	C2. Is the in-house program based on a specific curriculum or framework? Early Years Learning Framework
Curric_StatT	C2. Is the in-house program based on a specific curriculum or framework? State / Territory curriculum or framework
Curric_Other	C2. Is the in-house program based on a specific curriculum or framework? Other curriculum or framework
Curric_None	C2. Is the in-house program based on a specific curriculum or framework? - No
Curric_DK	C2. Is the in-house program based on a specific curriculum or framework? - Don't know
C4_new2021	C3. Highest level of relevant educational qualification of the staff member who was responsible for face-to-face delivery of the program
C5A_1	C4a. Number of children enrolled in in-house program - 3 to less than 4 years
C5A_2	C4a. Number of children enrolled in in-house program - 4 to less than 5 years
C5A_3	C4a. Number of children enrolled in in-house program - 5 to less than 6 years
C5A_4	C4a. Number of children enrolled in in-house program - 6 years or over
c5a_total	C4a. Number of children enrolled in in-house program - total
C5B_1	C4b. Number of children attended program during reference week - 3 to less than 4 years
C5B_2	C4b. Number of children attended program during reference week - 4 to less than 5 years
C5B_3	C4b. Number of children attended program during reference week - 5 to less than 6 years
C5B_4	C4b. Number of children attended program during reference week - 6 years or over
c5b_total	C4b. Number of children attended program during reference week - total
C5D_1	C4c. Number of enrolled children require additional assistance - 3 to less than 4 years
C5D_2	C4c. Number of enrolled children require additional assistance - 4 to less than 5 years
C5D_3	C4c. Number of enrolled children require additional assistance - 5 to less than 6 years
C5D_4	C4c. Number of enrolled children require additional assistance - 6 years or over
c5d_total	C4c. Number of enrolled children require additional assistance - total
PRIMARY_orig	Number of Primary Contact Staff - from Registration / Service data
OTHER_CON_orig	Number of Other Contact Staff - from Registration / Service data
MGMT_ADMIN_orig	Number of Management / Admin Staff - from Registration / Service data
OTHER_orig	Number of Other / Support Staff - from Registration / Service data
TOTAL_orig	Total number of Staff - from Registration / Service data
CON_TOTAL_orig	Total number of Contact Staff - from Registration / Service data
OTH_TOTAL_orig	Total number of Non-contact Staff - from Registration / Service data
PRIMARY	Number of Primary Contact Staff - from Worker data
OTHER_CON	Number of Other Contact Staff - from Worker data
MGMT_ADMIN	Number of Management / Admin Staff - from Worker data
OTHER	Number of Other / Support Staff - from Worker data
TOTAL	Total number of Staff - from Worker data
CON_TOTAL	Total number of Contact Staff - from Worker data
OTH_TOTAL	Total number of Non-contact Staff - from Worker data
FDC_Ratio	Ratio of reported contact workers compared to DESE records - derived
Contact_Ratio	Contact workers to children ratio - derived
worker_diff	Flag records with a large difference between original and file staff numbers
FDC_ratio_flag	Flag records with a FDC contact ratio of below 2 or above 10

Variable	Variable Label
StaffAge	D2a. Age of worker
age_grp	Age group - derived from StaffAge
Sex	D2b. Gender of worker
emp_paid	D3. Work paid or unpaid
wage_v_award	D3a. Worker's wage compared to the award rate for their position
weekly_wage	D3b. Weekly wages of worker
emp_type	D4. Main type of work
all_roles_new2021_Principal	D4a_1. Principal / director / coordinator / educational leader
all_roles_new2021_Group Leader	D4a_2. Group leader
all_roles_new2021_ECT	D4a_3. Early childhood teacher
all_roles_new2021_FDCIHC	D4a_4. Family Day Care or In-Home Care educator / assistant
all_roles_new2021_Assistant	D4a_5. Assistant / aide
all_roles_new2021_OthContact	D4a_6. Other contact worker (e.g. dance teacher, music therapist, disability support worker, librarian or speech therapist)
all_roles_new2021_NonContact	D4a_7. Non-contact worker
emp_role_new2021	D5. Main role
DeliveryTime	D6. Hours in total spent in face-to-face delivery of the in-house kindergarten/preschool program
emp_stat_new2021	D7. Employment status
emp_term	D8. Employment arrangements/terms
emp_term_cat	D8. Employment arrangements/terms - categories
work_tm	D9. Actual hours worked
yrs_exp	D10. Years of experience in early childhood and care sector
yrs_emp	D11. Years of experience with this service
yrs_con	D12. Years as a contact worker with this service
high_qual	D13. Field of highest completed qualification
highattain_new2021	D14. Highest level of relevant qualification
highattain_strd_cat	D14. Highest level of relevant qualification - categories
studying	D15. Currently enrolled in studying for qualification
Studying_fields_new2021	D16. Currently fields that enrolled in studying for qualification
Studying_levels	D17. Currently level that enrolled in studying for qualification
Train_MgmtHR	D18. Management, Human Resource Management or Supervision Leadership or Ethics Training
Train_Fin	D18. Financial or risk management training
Train_Peda	D18. Training to strengthen pedagogy or practice
Train_CultDiv	D18. Inclusion training to support cultural diversity
Train_SpcNeeds	D18. Inclusion training to support children with disabilities and additional needs
Train_ATSI	D18. Aboriginal or Torres Strait Islander cultural awareness or training in reconciliation
Train_SpecCurr	D18. Training in specific curriculum areas (eg STEM, Literacy, Music)
Train_Oth	D18. Other relevant training courses
Train_NoTrain	D18. No professional development training undertaken by this worker
weight1w	Service weight - state by size, type by size, state by type
weight2w	Service weight - state by size, type by size, state by type by remoteness

s 22

From: s 22
Sent: Friday, 24 November 2023 10:37 AM
To: s 22
Cc: ECCS - Early Childhood Capacity Study
Subject: RE: Meeting with DoE & JSA on ECEC this afternoon [SEC=PROTECTED]

PROTECTED

Hi s 22

Thanks for the updates.

Attached are completed forms for:

- 1x NWC Org level agreement
- 1x NWC Org level agreement with witness signature
- 7 x individual agreements



JSA Org NWC Deed of Confide... JSA Org NWC Organisational ...



s 22 NWC Deed of Confidentialit... s 22 NWC Deed of Confidentiality... s 22 NWC Deed of Confidentiality... s 22 NWC Deed of Confidentiality... s 22 NWC Deed of Confidentiality... s 22 NWC Deed of Confidentiality... s 22 NWC Deed of Confidentiality...

Please let us know if anything else is required.

Cheers

s 22

Early Childhood Capacity Study | Workforce Futures Branch
Jobs and Skills Australia
📞 s 22
jobsandskills.gov.au

Jobs and Skills Australia acknowledges the traditional owners and custodians of country throughout Australia and their continuing connection to land, waters and community. We pay our respects to them and their cultures, and Elders past, present and emerging.

From: s 22
Sent: Wednesday, November 22, 2023 5:22 PM
To: s 22

s 22

Cc: ECCS - Early Childhood Capacity Study

s 47E

Subject: RE: Meeting with DoE & JSA on ECEC this afternoon [SEC=PROTECTED]

PROTECTED

Hi again s 22 and team

We are anticipating receiving the s 42 on 30 November.

In the meantime, to ensure the prompt delivery of the NWC worker and service unit record level datasets, can you please read and complete the attached NWC Organisational Deed of Confidentiality? It is a requirement under the previously shared NWC Data Protocol.

Staff requiring access to NWC unpublished detailed data must also sign an Individual Deed of Confidentiality, which is to be witnessed, and a copy retained by the Data Manager (also attached).

Thanks and please let me know if you have any questions about completing the deeds.

s 22

<< File: 2021 ECEC NWC Data Protocol.pdf >> << File: NWC Organisational Deed of Confidentiality.docx >> << File: NWC DEED OF CONFIDENTIALITY FOR AN INDIVIDUAL USER IN AN ORGANISATION.docx >>

From: s 22

Sent: Friday, November 17, 2023 1:58 PM

To: s 22

Cc: s 22

s 22

s 22

ECCS - Early Childhood Capacity Study

s 47E

s 22

s 22

Subject: RE: Meeting with DoE & JSA on ECEC this afternoon [SEC=PROTECTED]

PROTECTED

Many thanks for the metadata, dictionaries and protocols, s 22 and team.

Please let us know how we can help at all and we'll work through these things in the first instance.

See you next week.

s 22

_____s 22
From:
Sent: Thursday, November 16, 2023 12:33 PM
To: s 22
Cc: s 22
s 22

s 22 ECCS - Early Childhood Capacity Study
s 47E >; s 22
s 22
Subject: FW: Meeting with DoE & JSA on ECEC this afternoon [SEC=PROTECTED]

PROTECTED

s 22
Hi and all

Thanks for your discussion yesterday. Information on the data we will be able to supply you and the steps we need to take to supply it are provided in the table below.

Based on the data listed in the attachments, we will proceed with drafting Public Interest Certificates and s 42
s 42 The standard timeframe for our legal area to s 42
is 10 days. We will not include any information classified as personal or sensitive at this stage, unless a case for requiring that information is made.

Please let us know if you require any further information.

Regards

s 22

Dataset	Interacts	Attachment (s)
Child level Child Care Subsidy data	<ul style="list-style-type: none"> • Covers all children with a CRN. Records where the child CRN is unknown are removed, consistent with the department’s reporting approach in the Child Care Subsidy data report. • Data is aggregated to a child level, with each record representing one week of child care usage. Where a child attends more than one service in a week, they will have more than record. • A full list of the data items that are planned to be supplied are attached. The metadata includes information on proposed income bands. • The dataset includes protected information about services and individuals. A Public Interest Certificate (PIC) is required to authorise the disclosure of the information outside the Department of Education and puts conditions on how the data is used and reported. • The dataset does not include information that is classified as personal or sensitive (such as child’s date of birth, reported estimated income (not in bands) and Indigenous flags). If this data is required, a Privacy Threshold Assessment (PTA) will need to be completed and depending on the outcome of the PTA, a Privacy Impact Assessment may also need to be completed. • A data sharing agreement will also likely need to be completed to 	<< File: JSA - Definitions and metadata - CCS data.xlsx >>

	<p>ensure conditions of use of the data are clear.</p> <ul style="list-style-type: none"> • CCS data will cover the period 31 December 2018 –2 July 2023. • CCS data is unavailable for the duration of the COVID-19 relief package (April to mid-July 2020). • The obligation on services to report attendances was introduced from January 2019. The first quarter to reflect full attendance reporting is June quarter 2019. • Child age is calculated as at 30 June of the financial year in which the session of care takes place. Where weekly sessions cross over two financial years, such sessions are allocated to the financial year in which the week end date falls. 	
Service level Child Care Subsidy data	<ul style="list-style-type: none"> • The service level CCS file includes information on the location, operational status and children accessing services (by age and Indigenous status). • The Service National Law Number can be used to link the data to the ACECQA register data. • The file includes provider partner and service partner IDs which are unique identifiers (anonymised versions of CRN) and also appear in the weekly child-level dataset. These can be used to calculate price per hour charged and the number of unique families serviced. • The CCS and National Law approvals information in this report is a snapshot as at the report date. It shows the start date of the approval status in effect as at the report date. It does not provide historical approval statuses for those providers and services that have had changes in status. • For FDC and IHC the service physical address is not the location where the care takes place. FDC and IHC may take place in a different state/territory to the physical address of the service. 	
National Workforce Census data	<ul style="list-style-type: none"> • A copy of the data dictionaries for 2016 and 2021 National Workforce Census and the 2021 Census Instrument are attached. • The information at this level is protected information under Family Assistance Law and requires a PIC to be completed before it can be provided to JSA. • The data must also be used in line with the NWC Data Protocol (also attached). 	<p><< File: NWC 2021 - Workers data cover note and data dictionary.xlsx >> << File: ECEC NWC 2016_data dictionary_Services and Workers files.xlsx >> << File: NWC 2021 - Services data cover note and data dictionary.xlsx >> << File: 2021 ECEC NWC Data Protocol.pdf >> << File: 2021 ECEC NWC Census Instrument.docx >></p>
Historic child care data	<ul style="list-style-type: none"> • As discussed in the meeting, attached is a spreadsheet covering the period September quarter 2021 to June Quarter 2018. 	<p><< File: MASTER TIME SERIES - Summary_QTR_Jun18.xlsx >></p>

s 22

From:

Sent: Wednesday, November 15, 2023 4:23 PM

To: s 22

Subject: FW: Meeting with DoE & JSA on ECEC this afternoon [SEC=PROTECTED]

PROTECTED

PROTECTED

From: s 22
Sent: Wednesday, November 15, 2023 11:00 AM
To: s 22
s 22

Cc: s 22
ECCS - Early Childhood Capacity Study 47E
Subject: Meeting with DoE & JSA on ECEC this afternoon [SEC=PROTECTED]

PROTECTED

Hi all,

Hope you're all having a good week. I'd be very grateful if this could be forwarded to relevant people.

Today's session will hopefully be a fairly short one. Hoping to cover the following items:

1. Updated ToR & CP (attached) to be published on Monday 20 Nov
→ Grateful if attendees could review the CP in the coming week and we will focus on topic areas.
2. Grateful for DoE's views on ECEC study to align terminologies with ACECQA, which is slightly different from DoE's website (e.g. DoE: Centre Based Day Care, ACECQA: Long Day Care Service).
3. High-level report structure attached for your visibility. This and the CP will guide discussions with DoE over the coming weeks. We will focus on bedding down Section 1 chapters as a priority.
4. Grateful for any updates on access to data items already requested and discussed (email attached).
5. Grateful if access to MYEFO ECEC service provision estimates + methodology could be facilitated as a priority. As discussed, we would use these as an initial baseline.
6. Grateful if comprehensive CCS data could be provided from 2010, noting the series break, to ensure we are consistent in analysis with how DoE has treated the break in time series analysis. At the moment, s 22 is manually constructing a historical series from quarterly reports.
7. I'll also provide an update on Cabinet processes and HumanAbility's forum next week & JSA's engagement.

s 22

Early Childhood Capacity Study | Workforce Futures Branch
Jobs and Skills Australia
☎ +s 22
jobsandskills.gov.au

Making flexibility work - if you receive an email from me outside of normal business hours, I'm sending it at a time that suits me. Unless I reach out to you via phone or text, I'm not expecting you to read or reply until normal business hours.

PROTECTED

PROTECTED

PROTECTED

PROTECTED

PROTECTED

OFFICIAL: Sensitive

EXECUTED AS A DEED ON 24th.....day of November 2023

SIGNED SEALED AND DELIVERED

for and on behalf of THE COMMONWEALTH OF AUSTRALIA

by s 22

s 22

Child Care Division

of the Department of Education

.....
(Signature)

in the presence of

.....
(Witness's signature)

.....
(Full name and occupation or profession of witness – please print)

SIGNED SEALED AND DELIVERED

for and on behalf of the ORGANISATION

s 22

(signed)

.....
(Signature)

.....
(Signature)

s 22

.....
(Full name – please print)

.....
(Full name – please print)

..... s 22
(Position in Organisation)

.....
(Position in Organisation)

in the presence of

s 22

.....
(Witness's signature)

.....
(Witness's signature)

..... s 22
(Full name of witness – please print)

.....
(Full name of witness – please print)

..... s 22
(Occupation or profession of witness)

.....
(Occupation or profession of witness)

OFFICIAL: Sensitive



Australian Government
Department of Education

**Deed of Confidentiality for an
Organisation for Access to the National
Early Childhood Education and Care
Workforce Census 2016 and 2021 Data**

between

THE COMMONWEALTH OF AUSTRALIA

and the

JOBS AND SKILLS AUSTRALIA (IN DEWR)

Parties

The Commonwealth of Australia acting through and represented by the Department of Education ABN 12 862 898 150 (Department of Education)

and

Jobs and Skills Australia in DEWR, ABN 96 584 957 427

Background

- A. Department of Education agrees to provide unpublished detailed data to the Organisation for the purposes of research on the terms and conditions set out in this Deed

Operative provisions

1. Definitions and interpretation

Definitions

1.1 In the deed the following definitions apply:

Authorised User means a person engaged by the Organisation who has signed an Individual Deed.

Commencement Date means the day on which the last party to execute this Deed does so.

Confidential Information means information that:

- (a) is by its nature confidential;
- (b) is designated in writing by Department of Education as confidential;
- (c) is personal information under the *Privacy Act 1988*, or is protected information under section 23(1) of the *Social Security Act 1991*, or is protected information under Division 2 of Part 6 of *A New Tax System (Family Assistance) (Administration) Act 1999*; or
- (d) any person in, or associated in any way with the Organisation knows or ought to know is confidential,

and includes:

- (e) unpublished detailed data, if in a form which discloses any of the information specified in paragraphs (a)-(d) above;
- (f) other information in or relating to any Intellectual Property of Department of Education or a third party (where that information is provided by the third party on behalf of Department of Education) if in a form which discloses any of the information specified in paragraphs (a) – (d) above; or

OFFICIAL: Sensitive

- (g) information relating to the internal management and structure of Department of Education,

but does not include information which:

- (h) is or becomes public knowledge other than by breach of this Deed, or by breach of any other obligation of confidence;
- (i) becomes public knowledge in accordance with the *Privacy Act 1988*, the *Social Security Act 1991*, or *A New Tax System (Family Assistance) (Administration) Act 1999*; or
- (j) the Organisation can establish to Department of Education's satisfaction by written evidence that has been independently developed or acquired by the Organisation without breach of any obligation of confidence.

Data Manager means the person who, from time to time, has been nominated by the Organisation to be the Data Manager and whose details have been sent to the Department of Education.

Deed means this document, excluding the Annexure.

Document includes:

- (a) any paper or other material on which there is writing;
- (b) any paper or other material on which there are marks, figures, symbols or perforations having a meaning to persons qualified to interpret them; and
- (c) any article, material or media from which sounds, images or writings are capable of being reproduced with or without the aid of any other article or device.

Individual Deed means the Deed of Confidentiality for an Individual User for Access to the ECEC National Workforce Census Data between Department of Education and an Authorised User.

Intellectual Property means copyright (and all associated rights, including moral rights), and all rights in relation to inventions, registered and unregistered trade marks (including service marks), registered and unregistered designs, and circuit layouts, and any other rights resulting from intellectual activity in the industrial, scientific, literary or artistic fields.

Modified Unit Record File (MURF) means a file of unpublished detailed data from the National ECEC Workforce Census 2021, where specific information is altered (for example, particular fields are removed, aggregated or collapsed) to prevent identification of an individual service, worker or person. These records are at the finest level of disaggregation that will be released from the ECEC National Workforce Census.

National Early Childhood Education and Care Workforce Census Data means all data collected in the ECEC National Workforce Census 2016 and 2021.

National Early Childhood Education and Care Workforce Census 2021 Data Protocol means the document which sets out the principles, rules and procedures governing the access, use and dissemination of the ECEC National Workforce Census data.

Personal Information has the same meaning as in section 6 of the *Privacy Act 1988*.

Research Material means any final research findings based on the analysis of unpublished detailed data created by an Authorised User.

OFFICIAL: Sensitive

Unauthorised Person means a person who is not authorised in writing by Department of Education to use unpublished detailed data.

Unit Record Data means each response (unit record) provided by an individual service or worker to the ECEC National Workforce Census.

Unpublished Detailed Data means unpublished detailed data from the ECEC National Workforce Census which includes, but is not limited to, any unit record data and/or unit record files sourced from Department of Education.

Interpretation

1.2 In this Deed, unless the context otherwise requires:

- (a) a reference to any law or legislation or legislative provision includes any statutory modification, amendment or re-enactment, and any subordinate legislation or regulations issued under that legislation or legislative provision;
- (b) a reference to any agreement or Document is to that agreement or Document as amended, novated, supplemented or replaced from time to time;
- (c) words in the singular include the plural and words in the plural include the singular;
- (d) all references to clauses are reference to clauses in this Deed;
- (e) where any word or phrase has been given a defined meaning, any part of speech or other grammatical form about that word or phrase has a corresponding meaning;
- (f) if an example is given of anything (including a right, obligation or concept), the example does not limit the scope of that thing; and
- (g) each provision of this Deed will be interpreted without disadvantage to the party who (or whose representative) drafted that provision.

2. Term of the Deed

2.1 This Deed takes effect on and from the Commencement Date and, unless earlier terminated, continues in force until one of the parties terminates it in accordance with clause 5.4.

3. Obligations of the Organisation

3.1 The Organisation acknowledges and agrees that:

- (a) all unpublished detailed data is Confidential Information and the property of Department of Education;
- (b) all Confidential Information is of value to the Department of Education and any Confidential Information disclosed to the Organisation is only disclosed pursuant to the terms of this Deed, the ECEC National Workforce Census Data Protocol 2021 and all supporting documents; and
- (c) any Research Material, made publicly available must include an acknowledgement of the

OFFICIAL: Sensitive

data source (Department of Education) and any tables containing analysis of unpublished detailed data is to be appropriately footnoted.

3.2 The Organisation must:

- (a) take all reasonable steps, and do all reasonable things necessary or that may be reasonably required by the Department of Education, to keep the Confidential Information, including all Documents containing, setting out, or referring to any Confidential Information, under the effective control of the Organisation and to protect it from any unauthorised use or access;
- (b) immediately notify the Department of Education if the Organisation becomes aware of any unauthorised access to, or use or disclosure of, any Confidential Information;
- (c) ensure that Confidential Information is not given to any person who has not signed an Individual Deed;
- (d) nominate an officer to act in the role of the Data Manager from time to time, and notify the Department of Education of any change in the Data Manager or the Data Manager's contact details;
- (e) make the name and contact details of the Data Manager readily available within the Organisation for the purpose of administering access to unpublished detailed data; provide the Data Manager with the authority to assign access to password protected drives to Authorised Users;
- (f) send a signed notification in relation to every Data Manager who is nominated by the Organisation to the Department of Education confirming that the Data Manager has read, understood and will abide by the requirements and obligations set out in the ECEC National Workforce Census Data Protocol, this Deed and any other supporting documents;
- (g) comply with all requirements for access to unpublished detailed data notified by the Department of Education to the Organisation, from time to time, including compliance with:
 - (i) the principles and procedures contained in the ECEC National Workforce Census Data Protocol 2021; and
 - (ii) the provisions of the *Privacy Act 1988*, including the Information Privacy Principles set out in the Act, in respect of Personal Information, as if the Organisation were an agency to which the *Privacy Act 1988* applies;
- (h) ensure that a MURF is used only by Authorised Users and only for the approved purpose, including policy development and statistical analysis and/or research activities directly related to such policy development;
- (i) ensure that unpublished detailed data is used only by Authorised Users and only for the purposes of statistical analysis or research as detailed in this Deed and the ECEC National Workforce Census Data Protocol 2021;
- (j) restrict access to unpublished detailed data to Authorised Users;
- (k) maintain a register of the name of each Authorised User and, before granting an

Authorised User access to unpublished detailed data, ensure that the Authorised User has signed an Individual Deed relevant to that access;

- (l) provide for the security of unpublished detailed data in accordance with the guidelines set out in the principles of the ECEC National Workforce Census Data Protocol 2021;
 - (m) comply at all times with any security requirements notified by the Department of Education and with the following security requirements in relation to unpublished detailed data:
 - (i) not to disclose or allow access unpublished detailed data to any Unauthorised Person;
 - (ii) to store unpublished detailed data or parts thereof either on a password protected stand alone computer (not networked) or on a password protected drive on a computer network; and
 - (iii) to ensure that all unpublished detailed data in any form (including electronic and hard copy formats) are stored securely, to prevent anyone who is an Unauthorised Person from accessing them.
 - (n) not disclose information in unpublished detailed data on any individual service, worker or person or any information where the identity of an individual service, worker or person might reasonably be ascertained, to any other person or organisation;
 - (o) not attempt to identify from unpublished detailed data individual services, workers or persons, including linking the Unit Record Data with any other information for the purpose of identifying individual services, workers or persons without written approval from the Department of Education.
 - (p) provide, as a courtesy, copies of any publication or report containing information derived from unpublished detailed data to the Department of Education, prior to its intended release;
 - (q) not use unpublished detailed data as a basis for any legal, administrative, diagnostic, or other actions that could affect any particular individual or organisation;
 - (r) if instructed, at the end of a project approved by the Department of Education, return or destroy all copies (and provide Department of Education with certification of destruction) of any unpublished detailed (microdata) data to which the Authorised Users have had access, including any extracts of unpublished detailed data, which the Authorised Users have made or had access to;
- 3.3 The Organisation may retain a copy of the Confidential Information only if, and only to the extent that, the Organisation is required to do so by law, and subject to compliance with clause 3.5 of this Deed.
- 3.4 Clauses 3.1 and 3.2(a)–(c); and 3.2(m)–(r) will survive the termination or expiration of this Deed.
- 3.5 The Organisation may disclose any Confidential Information which the Organisation is required by law to disclose, but only to the extent and in the manner that is strictly required by law.
- 3.6 The Organisation acknowledges that

OFFICIAL: Sensitive

- (a) the Commonwealth of Australia owns all Intellectual Property in unpublished detailed data, unless specified otherwise under another agreement; and
- (b) unpublished detailed data is provided to the Organisation on an 'as is' basis and the Department of Education is not responsible for the accuracy, quality or fitness for purpose of unpublished detailed data.

4. Obligations of the Organisation's Data Manager

4.1 The Data Manager must:

- (a) take all reasonable steps to ensure that the Organisation meets its obligations as outlined in this Deed;
- (b) ensure that prospective Authorised Users are employed, or contracted by, or enrolled as a student with, the Organisation;
- (c) witness the Individual Deed for each Authorised User on behalf of the Organisation, and retain a copy of each such Deed;
- (d) secure master copies of unpublished detailed data in accordance with the requirements set out in the ECEC National Workforce Census Data Protocol 2021 and all related documents;
- (e) before each prospective Authorised User signs the Individual Deed, ensure that he or she understands the Individual Deed and understands his or her obligations as set out in the ECEC National Workforce Census Data Protocol 2021 and the Individual Deed;
- (f) provide each Authorised User with access to unpublished detailed data as required for the Approved Research specified in clause 5 of the Authorised User's Individual Deed;
- (g) keep records of all Authorised Users within the Organisation, including details of the status of their research;
- (h) inform Department of Education if any Authorised User is no longer employed, or contracted by, or enrolled as a student with, the Organisation and ensure that each such Authorised User fully complies with his or her responsibility for unpublished detailed data to which the Authorised User has access, in accordance with this Deed and the Authorised User's Individual Deed;
- (i) provide the Department of Education with an update of all use in the Organisation of unpublished detailed data, in December of each year.

OFFICIAL: Sensitive

5. Termination

Termination for default

- 5.1 At any time, if there is any breach by the Organisation of the terms of this Deed, the Department of Education may, at any time, immediately:
 - (a) demand, either orally, or in writing, that the Organisation delivers, to the Department of Education, or destroys, to the Department of Education’s satisfaction, all copies in any format of unpublished detailed data, or parts thereof; and
 - (b) terminate this Deed by sending a notice to the Organisation.
- 5.2 The Organisation must immediately comply with a demand made by the Department of Education under clause 5.1(a) above.
- 5.3 The Organisation acknowledges that any breach of a term of this Deed by the Organisation may have legal consequences for the Organisation and may result in the immediate withdrawal of the Organisation’s access to, and use of, unpublished detailed data, at the Department of Education’s absolute discretion.

Termination with notice

- 5.4 Either party may at any time terminate this Deed by giving the other party three months notice in writing.

6. Applicable Law

- 6.1 This Deed is governed by the law of the Australian Capital Territory.

7. Data Manager

- 7.1 The details of the Data Manager at the time of execution of this Deed are as follows:

Surname:s 22Title:

Given Name(s):s 22

Organisation:Jobs and Skills Australia in DEWR.....

Division/Faculty:Jobs and Skills Australia.....

Telephone: s 22

Email: s 22

Business Address:50 Marcus Clarke St, Canberra ACT - 2601.....

OFFICIAL: Sensitive

EXECUTED AS A DEED ON 24th.....day of November 2023

SIGNED SEALED AND DELIVERED

for and on behalf of THE COMMONWEALTH OF AUSTRALIA

by ^{s 22}
s 22

Child Care Division

of the Department of Education
s 22

.....
(Signature)

s 22 in the presence of

.....
(Witness's signature)

s 22

.....
Collections and Analytics Team

(Full name and occupation or profession of witness – please print)

SIGNED SEALED AND DELIVERED

for and on behalf of the ORGANISATION
s 22 signed)

.....
(Signature)

.....
(Signature)

s 22

.....
(Full name – please print)

.....
(Full name – please print)

.....
s 22
(Position in Organisation)

.....
(Position in Organisation)

in the presence of

.....
(Witness's signature)

.....
(Witness's signature)

.....
s 22
(Full name of witness – please print)

.....
(Full name of witness – please print)

.....
s 22
(Occupation or profession of witness)

.....
(Occupation or profession of witness)

OFFICIAL: Sensitive

ANNEXURE

Information for Organisation

This document is provided only for information and does not form part of the Deed of Confidentiality for Organisations for Access to ECEC National Workforce Census Data.

1. Organisational access to National Early Childhood Education and Care Workforce Census (ECEC National Workforce Census) Data

For members of an Organisation to be able to access detailed ECEC National Workforce Census Data, the Organisation must undertake to ensure that the Organisation will abide by the conditions of access, by executing the Organisational Deed of Confidentiality for Access to ECEC National Workforce Census Data. The Organisation must appoint a Data Manager who will be the central point of contact between the Organisation and the Department of Education.

Members of the Organisation requiring access to ECEC National Workforce Census unpublished detailed data must sign an Individual Deed, which is to be witnessed, and a copy retained by the Data Manager.

2. Completing and submitting this Deed

Before completing the Organisational Deed of Confidentiality, a person with authority to enter into a legally binding agreement on behalf of the Organisation must read and be familiar with all aspects of the ECEC National Workforce Census Data as set out in the *Early Childhood Education and Care National Workforce Census Data Protocol 2021*.

The signatory/ies must initial this Deed of Confidentiality at the bottom of each page from 2 to 8 and sign where indicated on page 9.

Please forward the signed Deed of Confidentiality to the Department of Education at the following address: ecec-nwc@education.gov.au

3. Provision of Unpublished Detailed Data

Access to unpublished detailed data will be provided to the Organisation as soon as possible following the Department of Education's approval.

4. Restrictions on the Use of Unpublished Detailed Data

The Organisational Deed of Confidentiality does not grant the Organisation permission to use unpublished detailed data for the purpose of undertaking research other than in accordance with the *Early Childhood Education and Care National Workforce Census Data Protocol 2021* and all supporting documents (including this Deed).

The Data Manager may have access to unpublished detailed data under this Deed only for the purposes specified in clause 3 and 4 of this Deed.

The Organisation must not provide unpublished detailed data to any person other than an Authorised User of their Organisation who has signed an Individual Deed, as specified in clause 4 of this Deed. In addition, the Organisation must not attempt to identify any individual services, workers or persons in the unpublished detailed data.

OFFICIAL: Sensitive

5. Annual renewal

Each year, all organisations with users accessing detailed data will be required to renew their access. At this time the Organisation must, as part of the Annual Renewal process, reaffirm its commitment to abide by the conditions of access to unpublished detailed data.

6. Queries

Any queries about accessing the ECEC National Workforce Census Data, should be directed to:

Department of Education
Email: [s 47E](#)

OFFICIAL: Sensitive

OFFICIAL: Sensitive



Australian Government
Department of Education

DEED OF CONFIDENTIALITY FOR AN INDIVIDUAL USER IN AN ORGANISATION

I, **s 22** .. (Full name of Data User)

.....(Position)

of.....Jobs and Skills Australia.....(Name of organisation)

make this Deed of Undertaking to the Australian Government Department of Education which is the Data Custodian of the 2016 and 2021 Early Childhood Education and Care National Workforce Census data.

I HEREBY UNDERTAKE that, as a member of this Organisation, I will:

1. comply with all requirements for access, storage, use and reporting of ECEC National Workforce Census data, including:
 - I. the principles and procedures contained in the *ECEC National Workforce Census Data Protocol 2021*; and
 - II. any other requirements for the access, storage, use and reporting of ECEC National Workforce Census data that may be agreed with the Department of Education.
2. use the information only for the purposes of statistical analysis and/or research;
3. comply with any information access renewal processes and any request by the Department of Education to review arrangements concerning storage and use of data;
4. not attempt to link de-identified ECEC National Workforce Census Unit Record Data with data from other sources without written approval from the department;
5. not disclose information that could reasonably result in the identity of an individual worker or service being directly or indirectly ascertained;
6. not disclose or allow access to the ECEC National Workforce Census data to anyone else:
 - I. without the explicit approval of my organisation's appointed Data Manager; and
 - II. who has not signed a *Deed of Confidentiality for an Individual User in an Organisation* agreement;
7. ensure that all ECEC National Workforce Census Unit Record Data in any form (including files or printout with unit records) are stored securely, to prevent anyone without approval accessing them;
8. not attempt to access any ECEC National Workforce Census Unit Record Data after the approved work has been completed and/ or I have left the organisation; and
9. return, destroy or otherwise deal with all copies of or extracts of ECEC National Workforce Census data and provide certification or other suitable evidence to the Department of Education of this action.

I ACKNOWLEDGE that:

1. a breach of the terms of this Deed of Confidentiality may result in the Department of Education immediately withdrawing my and my Organisation's access to ECEC National Workforce Census Unit Record Data; and
2. this Deed of Confidentiality is to be construed in accordance with Commonwealth and relevant State/Territory law.

s 22

Signed:(ECEC National Workforce Census DATA USER)

Dated: ...24.... day ofNovember..... 2023

OFFICIAL: Sensitive

OFFICIAL: Sensitive



Australian Government
Department of Education

DEED OF CONFIDENTIALITY FOR AN INDIVIDUAL USER IN AN ORGANISATION

I, ^{s 22} (Full name of Data User) ^{s 22} (Position)
 Of JOBS AND SKILLS AUSTRALIA (Name of organisation)

make this Deed of Undertaking to the Australian Government Department of Education which is the Data Custodian of the 2016 and 2021 Early Childhood Education and Care National Workforce Census data.

I HEREBY UNDERTAKE that, as a member of this Organisation, I will:

1. comply with all requirements for access, storage, use and reporting of ECEC National Workforce Census data, including:
 - I. the principles and procedures contained in the *ECEC National Workforce Census Data Protocol 2021*; and
 - II. any other requirements for the access, storage, use and reporting of ECEC National Workforce Census data that may be agreed with the Department of Education.
2. use the information only for the purposes of statistical analysis and/or research;
3. comply with any information access renewal processes and any request by the Department of Education to review arrangements concerning storage and use of data;
4. not attempt to link de-identified ECEC National Workforce Census Unit Record Data with data from other sources without written approval from the department;
5. not disclose information that could reasonably result in the identity of an individual worker or service being directly or indirectly ascertained;
6. not disclose or allow access to the ECEC National Workforce Census data to anyone else:
 - I. without the explicit approval of my organisation's appointed Data Manager; and
 - II. who has not signed a *Deed of Confidentiality for an Individual User in an Organisation* agreement;
7. ensure that all ECEC National Workforce Census Unit Record Data in any form (including files or printout with unit records) are stored securely, to prevent anyone without approval accessing them;
8. not attempt to access any ECEC National Workforce Census Unit Record Data after the approved work has been completed and/ or I have left the organisation; and
9. return, destroy or otherwise deal with all copies of or extracts of ECEC National Workforce Census data and provide certification or other suitable evidence to the Department of Education of this action.

I ACKNOWLEDGE that:

1. a breach of the terms of this Deed of Confidentiality may result in the Department of Education immediately withdrawing my and my Organisation's access to ECEC National Workforce Census Unit Record Data; and
2. this Deed of Confidentiality is to be construed in accordance with Commonwealth and relevant State/Territory law.

Signed: ^{s 22}
 (ECEC National Workforce Census DATA USER)

Dated: 24th day of November, 2023

OFFICIAL: Sensitive

OFFICIAL: Sensitive



Australian Government
Department of Education

DEED OF CONFIDENTIALITY FOR AN INDIVIDUAL USER IN AN ORGANISATION

I, ^{s 22} (Full name of Data User)
 (Position)
 of Jobs and Skills Australia at DEWR (Name of organisation)

make this Deed of Undertaking to the Australian Government Department of Education which is the Data Custodian of the 2016 and 2021 Early Childhood Education and Care National Workforce Census data.

I HEREBY UNDERTAKE that, as a member of this Organisation, I will:

1. comply with all requirements for access, storage, use and reporting of ECEC National Workforce Census data, including:
 - I. the principles and procedures contained in the *ECEC National Workforce Census Data Protocol 2021*; and
 - II. any other requirements for the access, storage, use and reporting of ECEC National Workforce Census data that may be agreed with the Department of Education.
2. use the information only for the purposes of statistical analysis and/or research;
3. comply with any information access renewal processes and any request by the Department of Education to review arrangements concerning storage and use of data;
4. not attempt to link de-identified ECEC National Workforce Census Unit Record Data with data from other sources without written approval from the department;
5. not disclose information that could reasonably result in the identity of an individual worker or service being directly or indirectly ascertained;
6. not disclose or allow access to the ECEC National Workforce Census data to anyone else:
 - I. without the explicit approval of my organisation's appointed Data Manager; and
 - II. who has not signed a *Deed of Confidentiality for an Individual User in an Organisation* agreement;
7. ensure that all ECEC National Workforce Census Unit Record Data in any form (including files or printout with unit records) are stored securely, to prevent anyone without approval accessing them;
8. not attempt to access any ECEC National Workforce Census Unit Record Data after the approved work has been completed and/ or I have left the organisation; and
9. return, destroy or otherwise deal with all copies of or extracts of ECEC National Workforce Census data and provide certification or other suitable evidence to the Department of Education of this action.

I ACKNOWLEDGE that:

1. a breach of the terms of this Deed of Confidentiality may result in the Department of Education immediately withdrawing my and my Organisation's access to ECEC National Workforce Census Unit Record Data; and
2. this Deed of Confidentiality is to be construed in accordance with Commonwealth and relevant State/Territory law.

Signed: ^{s 22} (SIGNED) (ECEC National Workforce Census DATA USER)

Dated: ...24th... day of November 2023

OFFICIAL: Sensitive

OFFICIAL: Sensitive



Australian Government
Department of Education

DEED OF CONFIDENTIALITY FOR AN INDIVIDUAL USER IN AN ORGANISATION

s 22

I, (Full name of Data User)
..... (Position)
of Jobs & Skills Australia (Name of organisation)

make this Deed of Undertaking to the Australian Government Department of Education which is the Data Custodian of the 2016 and 2021 Early Childhood Education and Care National Workforce Census data.

I HEREBY UNDERTAKE that, as a member of this Organisation, I will:

1. comply with all requirements for access, storage, use and reporting of ECEC National Workforce Census data, including:
 - I. the principles and procedures contained in the *ECEC National Workforce Census Data Protocol 2021*; and
 - II. any other requirements for the access, storage, use and reporting of ECEC National Workforce Census data that may be agreed with the Department of Education.
2. use the information only for the purposes of statistical analysis and/or research;
3. comply with any information access renewal processes and any request by the Department of Education to review arrangements concerning storage and use of data;
4. not attempt to link de-identified ECEC National Workforce Census Unit Record Data with data from other sources without written approval from the department;
5. not disclose information that could reasonably result in the identity of an individual worker or service being directly or indirectly ascertained;
6. not disclose or allow access to the ECEC National Workforce Census data to anyone else:
 - I. without the explicit approval of my organisation's appointed Data Manager; and
 - II. who has not signed a *Deed of Confidentiality for an Individual User in an Organisation* agreement;
7. ensure that all ECEC National Workforce Census Unit Record Data in any form (including files or printout with unit records) are stored securely, to prevent anyone without approval accessing them;
8. not attempt to access any ECEC National Workforce Census Unit Record Data after the approved work has been completed and/ or I have left the organisation; and
9. return, destroy or otherwise deal with all copies of or extracts of ECEC National Workforce Census data and provide certification or other suitable evidence to the Department of Education of this action.

I ACKNOWLEDGE that:

1. a breach of the terms of this Deed of Confidentiality may result in the Department of Education immediately withdrawing my and my Organisation's access to ECEC National Workforce Census Unit Record Data; and
2. this Deed of Confidentiality is to be construed in accordance with Commonwealth and relevant State/Territory law.

s 22

Signed: (ECEC National Workforce Census DATA USER)

Dated: 23 day of November 2023

OFFICIAL: Sensitive



Australian Government
Department of Education

DEED OF CONFIDENTIALITY FOR AN INDIVIDUAL USER IN AN ORGANISATION

s 22

I, (Full name of Data User)
..... (Position)
of SSA (Name of organisation)

make this Deed of Undertaking to the Australian Government Department of Education which is the Data Custodian of the 2016 and 2021 Early Childhood Education and Care National Workforce Census data.

I HEREBY UNDERTAKE that, as a member of this Organisation, I will:

1. comply with all requirements for access, storage, use and reporting of ECEC National Workforce Census data, including:
 - I. the principles and procedures contained in the *ECEC National Workforce Census Data Protocol 2021*; and
 - II. any other requirements for the access, storage, use and reporting of ECEC National Workforce Census data that may be agreed with the Department of Education.
2. use the information only for the purposes of statistical analysis and/or research;
3. comply with any information access renewal processes and any request by the Department of Education to review arrangements concerning storage and use of data;
4. not attempt to link de-identified ECEC National Workforce Census Unit Record Data with data from other sources without written approval from the department;
5. not disclose information that could reasonably result in the identity of an individual worker or service being directly or indirectly ascertained;
6. not disclose or allow access to the ECEC National Workforce Census data to anyone else:
 - I. without the explicit approval of my organisation's appointed Data Manager; and
 - II. who has not signed a *Deed of Confidentiality for an Individual User in an Organisation* agreement;
7. ensure that all ECEC National Workforce Census Unit Record Data in any form (including files or printout with unit records) are stored securely, to prevent anyone without approval accessing them;
8. not attempt to access any ECEC National Workforce Census Unit Record Data after the approved work has been completed and/ or I have left the organisation; and
9. return, destroy or otherwise deal with all copies of or extracts of ECEC National Workforce Census data and provide certification or other suitable evidence to the Department of Education of this action.

I ACKNOWLEDGE that:

1. a breach of the terms of this Deed of Confidentiality may result in the Department of Education immediately withdrawing my and my Organisation's access to ECEC National Workforce Census Unit Record Data; and
2. this Deed of Confidentiality is to be construed in accordance with Commonwealth and relevant State/Territory law.

s 22

Signed: (ECEC National Workforce Census DATA USER)

Dated: 24 day of November 2023

OFFICIAL: Sensitive



Australian Government
Department of Education

DEED OF CONFIDENTIALITY FOR AN INDIVIDUAL USER IN AN ORGANISATION

I, **s 22** (Full name of Data User)
s 22 (Position)

Of Jobs and Skills Australia (Name of organisation)

make this Deed of Undertaking to the Australian Government Department of Education which is the Data Custodian of the 2016 and 2021 Early Childhood Education and Care National Workforce Census data.

I HEREBY UNDERTAKE that, as a member of this Organisation, I will:

1. comply with all requirements for access, storage, use and reporting of ECEC National Workforce Census data, including:
 - I. the principles and procedures contained in the *ECEC National Workforce Census Data Protocol 2021*; and
 - II. any other requirements for the access, storage, use and reporting of ECEC National Workforce Census data that may be agreed with the Department of Education.
2. use the information only for the purposes of statistical analysis and/or research;
3. comply with any information access renewal processes and any request by the Department of Education to review arrangements concerning storage and use of data;
4. not attempt to link de-identified ECEC National Workforce Census Unit Record Data with data from other sources without written approval from the department;
5. not disclose information that could reasonably result in the identity of an individual worker or service being directly or indirectly ascertained;
6. not disclose or allow access to the ECEC National Workforce Census data to anyone else:
 - I. without the explicit approval of my organisation's appointed Data Manager; and
 - II. who has not signed a *Deed of Confidentiality for an Individual User in an Organisation* agreement;
7. ensure that all ECEC National Workforce Census Unit Record Data in any form (including files or printout with unit records) are stored securely, to prevent anyone without approval accessing them;
8. not attempt to access any ECEC National Workforce Census Unit Record Data after the approved work has been completed and/ or I have left the organisation; and
9. return, destroy or otherwise deal with all copies of or extracts of ECEC National Workforce Census data and provide certification or other suitable evidence to the Department of Education of this action.

I ACKNOWLEDGE that:

1. a breach of the terms of this Deed of Confidentiality may result in the Department of Education immediately withdrawing my and my Organisation's access to ECEC National Workforce Census Unit Record Data; and
2. this Deed of Confidentiality is to be construed in accordance with Commonwealth and relevant State/Territory law.

s 22

Signed:

ECEC National Workforce Census DATA USER)

OFFICIAL: Sensitive

Dated: 24 day of November 2023

OFFICIAL: Sensitive



Australian Government
Department of Education

DEED OF CONFIDENTIALITY FOR AN INDIVIDUAL USER IN AN ORGANISATION

s 22

I, (Full name of Data User)

..... (Position)

of.....Jobs and Skills Australia.....(Name of organisation)

make this Deed of Undertaking to the Australian Government Department of Education which is the Data Custodian of the 2016 and 2021 Early Childhood Education and Care National Workforce Census data.

I HEREBY UNDERTAKE that, as a member of this Organisation, I will:

1. comply with all requirements for access, storage, use and reporting of ECEC National Workforce Census data, including:
 - I. the principles and procedures contained in the *ECEC National Workforce Census Data Protocol 2021*; and
 - II. any other requirements for the access, storage, use and reporting of ECEC National Workforce Census data that may be agreed with the Department of Education.
2. use the information only for the purposes of statistical analysis and/or research;
3. comply with any information access renewal processes and any request by the Department of Education to review arrangements concerning storage and use of data;
4. not attempt to link de-identified ECEC National Workforce Census Unit Record Data with data from other sources without written approval from the department;
5. not disclose information that could reasonably result in the identity of an individual worker or service being directly or indirectly ascertained;
6. not disclose or allow access to the ECEC National Workforce Census data to anyone else:
 - I. without the explicit approval of my organisation's appointed Data Manager; and
 - II. who has not signed a *Deed of Confidentiality for an Individual User in an Organisation* agreement;
7. ensure that all ECEC National Workforce Census Unit Record Data in any form (including files or printout with unit records) are stored securely, to prevent anyone without approval accessing them;
8. not attempt to access any ECEC National Workforce Census Unit Record Data after the approved work has been completed and/ or I have left the organisation; and
9. return, destroy or otherwise deal with all copies of or extracts of ECEC National Workforce Census data and provide certification or other suitable evidence to the Department of Education of this action.

I ACKNOWLEDGE that:

1. a breach of the terms of this Deed of Confidentiality may result in the Department of Education immediately withdrawing my and my Organisation's access to ECEC National Workforce Census Unit Record Data; and
2. this Deed of Confidentiality is to be construed in accordance with Commonwealth and relevant State/Territory law.

Signed: s 22(ECEC National Workforce Census DATA USER)

Dated:24..... day ofNovember..... 2023

OFFICIAL: Sensitive

s 22

s 42, s 22

Pages 129-147 exempt in full - section 42

Data list and notes – JSA data supply

File Name	Description
Child Care Subsidy data	
File1_weekly_child_level.csv	<p>PIC reference: <i>Table 1 Child level Child Care Subsidy (weekly data), 31 December 2018 – 2 July 2023</i></p> <p>Data is current as at 8/10/2023</p> <p>Refer to “<i>Definitions and metadata - CCS data.xlsx</i>” for detailed variable information.</p> <p>Notes:</p> <ul style="list-style-type: none"> • CCS usage and demographic data is extracted from the Services Australia Enterprise Data Warehouse (EDW) for the period 31 December 2018 to 2 July 2023 (weekend dates: 6 January 2019 to 2 July 2023). • CCS data is unavailable for the duration of the COVID-19 relief package (April to mid-July 2020). • The obligation on services to report attendances was introduced from January 2019. The first quarter to reflect full attendance reporting is June quarter 2019. • The file includes child partner, customer partner, partner partner, provider partner and service partner IDs which are unique identifiers (anonymised versions of CRN). • Records where the child CRN is unknown are removed, consistent with the department’s reporting approach to public quarterly reporting. • A small number (<100) of negative entitlement values have been converted to <i>nulls</i>.
File2_service_level.csv	<p>PIC reference: <i>Table 2 Service level Child Care Subsidy data</i></p> <p>Data is current as at 8/10/2023</p> <p>Refer to “<i>Definitions and metadata - CCS data.xlsx</i>” for detailed variable information.</p> <p>Notes:</p> <ul style="list-style-type: none"> • The CCS and National Law approvals information in this report is a snapshot as at the report date. It shows the start date of the approval status in effect as at the report date. It does not provide historical approval statuses for those providers and services that have had changes in status. • For FDC the service physical address is not necessarily the location where the care takes place. It is common for FDC services (especially the larger ones) to record their office location as the physical address. FDC educator addresses are provided separately in File 15. • For IHC the service physical address is not the location where the care takes place (in the home). IHC may take place in a different state/territory to the physical address of the service. • The file includes provider partner and service partner IDs which are unique identifiers (anonymised versions of CRN) and also appear in the weekly child-level dataset (File 1).

File Name	Description
Definitions and metadata - CCS data.xlsx	Definitions and metadata for Child Care Subsidy data files listed above.
National Workforce Census data	
file 3a_National Workforce Census 2021_Services.csv	PIC reference: <i>Table 4 National Workforce Census 2021 Services data</i> Refer to "file 4b_NWC 2021 - Services data cover note and data dictionary.xlsx" for detailed variable information.
file 3b_NWC 2021 - Services data cover note and data dictionary.xlsx	Data dictionary for 2021 NWC Services data file (File 4a).
file 4a_National Workforce Census 2021_Workers.csv	PIC reference: <i>Table 5 National Workforce Census 2021 Workers data</i> Refer to "file 5b_NWC 2021 - Workers data cover note and data dictionary.xlsx" for detailed variable information.
file 4b_NWC 2021 - Workers data cover note and data dictionary.xlsx	Data dictionary for 2021 NWC workers data file (File 5a).
file 4c_2021 ECEC NWC Data Protocol.pdf	Protocol for using and reporting NWC data.
file 4d_2021 ECEC NWC Census Instrument.docx	Copy of the ECEC NWC Census Instrument.
file 5_National Workforce Census 2016_Services.csv	PIC reference: <i>Table 6 National Workforce Census 2016 Services data</i> Refer to "file 7b_ECEC NWC 2016_data dictionary_Services and Workers files.xlsx" for detailed variable information.
file 6a_National Workforce Census 2016_Workers.csv	PIC reference: <i>Table 7 National Workforce Census 2016 Workers data</i> Refer to "file 7b_ECEC NWC 2016_data dictionary_Services and Workers files.xlsx" for detailed variable information.
file 6b_ECEC NWC 2016_data dictionary_Services and Workers files.xlsx	Data dictionary for 2016 NWC services and workers data files (Files 6 and 7a).

*A New Tax System (Family Assistance) (Administration) Act 1999***Public Interest Certificate**

I, **s 22** of the Department of Education (the department), make this instrument under paragraph 168(1)(a) of the *A New Tax System (Family Assistance) (Administration) Act 1999*.

Dated 1 December 2023

s 22

Disclosure of information in the public interest**1 Commencement**

This instrument commences on the day it is signed.

2 Certification

In accordance with:

- (a) paragraph 168(1)(a) of the *A New Tax System (Family Assistance) (Administration) Act 1999*; and
- (b) section 15 of the *Family Assistance (Public Interest Certificate Guidelines) (Education) Determination 2018 (PIC Guidelines)*;

I certify that it is necessary in the public interest to disclose the information mentioned in section 4 to a person mentioned in section 5 for the purpose mentioned in section 3.

I certify that the information mentioned in section 4 cannot reasonably be obtained from a source other than the department and that the person mentioned in section 5 has sufficient interest in the information.

I have had regard to whether the person/s to whom the information relates is or may be subject to physical, psychological or emotional abuse and whether the person may be unable to give notice of his or her circumstance because of age, disability, social, cultural, family or other reasons. I am satisfied that such considerations do not give rise to a reason why the information in section 4 should not be disclosed to a person/s mentioned in section 5 for the purpose mentioned in section 3.

- 3 Purpose for which information may be disclosed**
The information described in section 4 may be disclosed in accordance with this instrument for the purposes of research, statistical analysis or policy development in relation to the Early Education and Care (ECEC) workforce and workforce-related matters which is a program or activity within the Department's portfolio responsibilities.
- In particular, the information will be used for the ECEC Capacity Study, including identifying and analysing occupations for each of the different parts of the sector (pre-schools and kindergartens, centre-based day care, family day care, home-based care, and outside school hours care), their respective supply and demand factors, and geographical considerations to understand factors that impact training, attracting and retaining ECEC workers.
- 4 Information able to be disclosed**
The information to be disclosed for the purpose described in section 3 above is the information held by the department listed at Attachment A.
- 5 Recipients of information**
The information identified in section 4 may be disclosed to individuals employed or engaged by Jobs and Skills Australia (JSA) or HUMANABILITY LTD (ACN: 665 836 608), who, from time to time, are involved in facilitating the matters mentioned in section 3.
- 6 Persons authorised to disclose the protected information**
An officer of the department whose duties relate to early childhood education and care policy or programs is authorised to disclose the information held by the department mentioned in section 4.

ATTACHMENT A

Table 1: Child level Child Care Subsidy data (weekly data), 31 December 2018 –2 July 2023

Variable Name	Description
weekend_date	Last day of the calendar week to which the record relates (always a Sunday)
financial_year	Financial year in which the sessions of care take place
service_type	Child care service type: <ul style="list-style-type: none"> • CBDC=Centre Based Day Care, • OSHC=Outside School Hours Care, • FDC=Family Day Care, • IHC=In Home Care
service_name	Service name
customer_partner	Anonymised unique identifier of the customer (e.g. parent or guardian of child in approved care). This is an alternative to CRN.
child_partner	Anonymised unique identifier of the child. This is an alternative to CRN.
partner_partner	Anonymised unique identifier of the customer's partner (where applicable). This is an alternative to CRN.
service_partner	Anonymised unique identifier of the service. This is an alternative to CRN.
provider_partner	Anonymised unique identifier of the provider. This is an alternative to CRN.
session_day_num	Number of days on in the week with one or more sessions
session_care_num	Number of sessions in the week
customer_activity_hours	The total hours of 'recognised activity' undertaken each fortnight by the customer
partner_activity_hours	The total hours of 'recognised activity' undertaken each fortnight by the customer's partner (where applicable)
family_activity_hours	The total hours of 'recognised activity' undertaken each fortnight by the main parent/carer OR the partner whichever is the smallest
charged_fees	Total fees charged for the week (before subsidy)
charged_hours	Total hours for which fees are charged for the week
attended_hours	Number of hours in the week the child attended
allowed_hours	Maximum hours of subsidised care to which the family is entitled per fortnight
absence_usage	Number of sessions of care in the week that the child was absent. This is not necessarily the same as absence days because children may be recorded as absent for more than one session in a single day
ccs_usage	Total hours of care attracting CCS in a week
accs_usage	Total hours of care attracting ACCS in a week
annual_ccs_cap_usage	Part of subsidy that counts towards the annual cap - note the annual cap was removed from 10 December 2021
ccs	Estimated weekly CCS entitlements
ccs_withheld	CCS withheld
accs_type	ACCS payment type: <ul style="list-style-type: none"> • CWB=Child wellbeing subsidy, • TTW=Transition to Work subsidy, • GRP=Grandparent subsidy, • TFP=Temporary Financial Hardship subsidy
accs	Estimated weekly ACCS entitlements
estimated_family_income_1	Estimated annual family income - by CCS taper bands
estimated_family_income_2	Estimated annual family income - by standard ABS bands
estimated_family_income_3	Estimated annual family income - by CBDC deciles
child_age	Child's age calculated as at 30 June of the relevant financial year
customer_SA2_MAINCODE_2021	Geospatial information based on customer home address
customer_SA2_NAME_2021	Geospatial information based on customer home address

Variable Name	Description
customer_LGA_MAINCODE_2022	Geospatial information based on customer home address (for 2022 LGA boundaries)
customer_LGA_NAME_2022	Geospatial information based on customer home address (for 2022 LGA boundaries)
distance_home_to_service	Distance between service and home location according to the following groupings: <ul style="list-style-type: none"> • 01: 0.5km or closer • 02: > 0.5km - 1km • 03: > 1km - 2km • 04: > 2km - 3km • 05: > 3km - 5km • 06: > 5km - 10km • 07: > 10km - 20km • 08: > 20km - 50km • 09: > 50km - 100km • 10: > 100km • 99: Missing
ACCO_Service_Flag	Denotes whether service has been identified as an ACCO service: <ul style="list-style-type: none"> • Y=Yes • N=No

Table 2: Service level Child Care Subsidy data, 2019-2023

Variable	Definition
provider_name	Provider name
legal_entity	Provider legal entity code
legal_entity_desc	Provider legal entity description
provider_partner	Anonymised unique identifier of the provider
provider_ccs_status	Provider Child Care Subsidy (CSS) status
provider_ccs_start	Provider CCS status start date (date of effect for provider_ccs_status)
provider_address_line_1	Provider physical address line 1
provider_address_line_2	Provider physical address line 2
provider_suburb_name	Provider physical address suburb
provider_postcode	Provider physical address postcode
provider_state_code	Provider physical address state or territory
for_profit_flag	Flag indicating 'for-profit' status of the provider: <ul style="list-style-type: none"> • Y=for profit org • N=non-profit org
charity_flag	Flag indicating 'charity' status of the provider: <ul style="list-style-type: none"> • Y=for charity • N=not charity
provider_nlnum	Provider national law number
provider_nln_status	Provider national law status
provider_nln_start	Provider national law status start date (date of effect for provider_nln_status)
service_name	Service commercial business name.
service_care_type	Child care service type: CBDC=Centre Based Day Care, OSHC=Outside School Hours Care, FDC=Family Day Care, IHC=In Home Care
service_partner	Anonymised unique identifier of the service
service_ccs_status	Service CCS Status
service_ccs_start	Service CCS status start date (date of effect for service_ccs_status)
service_ccs_end	Service CCS status end date (end date for service_ccs_status)
service_nlnum	Service National Law Number
service_nln_status	Service National Law Status
service_nln_start	Service National Law status start date (date of effect for service_nln_status)
service_nln_end	Service National Law status end date (end date for service_nln_status)
service_address_line_1	Service physical address line 1
service_address_line_2	Service physical address line 2
service_suburb_name	Service physical address suburb
service_postcode	Service physical address postcode
service_state_code	Service physical address state or territory
service_lat	Service address latitude coordinates.
service_long	Service address longitude coordinates.
RA_CODE_2021	Service Remoteness Area code.
RA_NAME_2021	Service Remoteness Area name.
LGA_CODE_2022	Service Local Government Area (LGA) code. A code set representing an approximation of gazetted local government boundaries as defined by each State and Territory Local Government Department.

Variable	Definition
LGA_NAME_2022	Service Local Government Area (LGA) region name
ELECT_DIV_2018	Service address Federal electoral division.
ELECT_DIV_2021	Service address Federal electoral division.
SA1_MAINCODE	Service address Statistical area level 1 (SA1) code. A code set representing a geographical area aggregated from whole Mesh Blocks.
SA2_MAINCODE	Service address Statistical area, level 2 (SA2) code. A code set representing a medium-sized general purpose area aggregated from whole Statistical areas level 1 (SA1s).
SA2_NAME	Service address Statistical area, level 2 (SA2) region name.
SA3_CODE	Service Statistical area, level 3 (SA3) code.
SA3_NAME	Service Statistical area, level 3 (SA3) region name
SA4_CODE	Service Statistical area, level 4 (SA4) code
SA4_NAME	Service Statistical area, level 4 (SA4) region name
GCCSA_CODE	Service Greater Capital City Statistical Areas (GCCSAs) which are geographic areas built from Statistical Areas Level 4 (SA4s). A GCCSA is identified by a 5-character alphanumeric code. This comprises a 1-digit State or Territory identifier followed by a 4-character GCCSA identifier that is unique within each State and Territory.
GCCSA_NAME	Service Greater Capital City Statistical Areas (GCCSAs) name
count_children_svc_Jun2023	Count on children in the service in the last 4 weeks of June in the FY (weeks ending on Sunday: 11Jun2023, 18Jun2023, 25Jun2023, 02Jul2023)
_0_yrs_Jun2023	Count on children aged 0 years, as at 30 Jun 2023, in the service during the last 4 weeks of June (weeks ending on Sunday: 11Jun2023, 18Jun2023, 25Jun2023, 02Jul2023)
_1_yrs_Jun2023	Count on children aged 1 years, as at 30 Jun 2023, in the service during the last 4 weeks of June (weeks ending on Sunday: 11Jun2023, 18Jun2023, 25Jun2023, 02Jul2023)
_2_yrs_Jun2023	Count on children aged 2 years, as at 30 Jun 2023, in the service during the last 4 weeks of June (weeks ending on Sunday: 11Jun2023, 18Jun2023, 25Jun2023, 02Jul2023)
_3_yrs_Jun2023	Count on children aged 3 years, as at 30 Jun 2023, in the service during the last 4 weeks of June (weeks ending on Sunday: 11Jun2023, 18Jun2023, 25Jun2023, 02Jul2023)
_4_yrs_Jun2023	Count on children aged 4 years, as at 30 Jun 2023, in the service during the last 4 weeks of June (weeks ending on Sunday: 11Jun2023, 18Jun2023, 25Jun2023, 02Jul2023)
_5_yrs_Jun2023	Count on children aged 5 years, as at 30 Jun 2023, in the service during the last 4 weeks of June (weeks ending on Sunday: 11Jun2023, 18Jun2023, 25Jun2023, 02Jul2023)
_6_yrs_Jun2023	Count on children aged 6 years, as at 30 Jun 2023, in the service during the last 4 weeks of June (weeks ending on Sunday: 11Jun2023, 18Jun2023, 25Jun2023, 02Jul2023)
_7_yrs_Jun2023	Count on children aged 7 years, as at 30 Jun 2023, in the service during the last 4 weeks of June (weeks ending on Sunday: 11Jun2023, 18Jun2023, 25Jun2023, 02Jul2023)
_8_yrs_Jun2023	Count on children aged 8 years, as at 30 Jun 2023, in the service during the last 4 weeks of June (weeks ending on Sunday: 11Jun2023, 18Jun2023, 25Jun2023, 02Jul2023)
_9_yrs_Jun2023	Count on children aged 9 years, as at 30 Jun 2023, in the service during the last 4 weeks of June (weeks ending on Sunday: 11Jun2023, 18Jun2023, 25Jun2023, 02Jul2023)
_10_yrs_Jun2023	Count on children aged 10 years, as at 30 Jun 2023, in the service during the last 4 weeks of June (weeks ending on Sunday: 11Jun2023, 18Jun2023, 25Jun2023, 02Jul2023)

Variable	Definition
_11_yrs_Jun2023	Count on children aged 11 years, as at 30 Jun 2023, in the service during the last 4 weeks of June (weeks ending on Sunday: 11Jun2023, 18Jun2023, 25Jun2023, 02Jul2023)
_12_yrs_Jun2023	Count on children aged 12 years, as at 30 Jun 2023, in the service during the last 4 weeks of June (weeks ending on Sunday: 11Jun2023, 18Jun2023, 25Jun2023, 02Jul2023)
_13plus_yrs_Jun2023	Count on children aged 13 years and over, as at 30 Jun 2023, in the service during the last 4 weeks of June (weeks ending on Sunday: 11Jun2023, 18Jun2023, 25Jun2023, 02Jul2023)
count_indig_children_Jun2023	Count on Indigenous children in the service in the last 4 weeks of June in the FY (weeks ending on Sunday: 11Jun2023, 18Jun2023, 25Jun2023, 02Jul2023)
Prop_indig_children_2023	Proportion on Children in the service in the last 4 weeks of June that are Indigenous (weeks ending on Sunday: 11Jun2023, 18Jun2023, 25Jun2023, 02Jul2023)
count_children_svc_Jun2022	Count on children in the service in the last 4 weeks of June in the FY (weeks ending on Sunday: 12Jun2022, 19Jun2022, 26Jun2022, 03Jul2022)
_0_yrs_Jun2022	Count on children aged 0 years, as at 30 Jun 2022, in the service during the last 4 weeks of June (weeks ending on Sunday: 12Jun2022, 19Jun2022, 26Jun2022, 03Jul2022)
_1_yrs_Jun2022	Count on children aged 1 years, as at 30 Jun 2022, in the service during the last 4 weeks of June (weeks ending on Sunday: 12Jun2022, 19Jun2022, 26Jun2022, 03Jul2022)
_2_yrs_Jun2022	Count on children aged 2 years, as at 30 Jun 2022, in the service during the last 4 weeks of June (weeks ending on Sunday: 12Jun2022, 19Jun2022, 26Jun2022, 03Jul2022)
_3_yrs_Jun2022	Count on children aged 3 years, as at 30 Jun 2022, in the service during the last 4 weeks of June (weeks ending on Sunday: 12Jun2022, 19Jun2022, 26Jun2022, 03Jul2022)
_4_yrs_Jun2022	Count on children aged 4 years, as at 30 Jun 2022, in the service during the last 4 weeks of June (weeks ending on Sunday: 12Jun2022, 19Jun2022, 26Jun2022, 03Jul2022)
_5_yrs_Jun2022	Count on children aged 5 years, as at 30 Jun 2022, in the service during the last 4 weeks of June (weeks ending on Sunday: 12Jun2022, 19Jun2022, 26Jun2022, 03Jul2022)
_6_yrs_Jun2022	Count on children aged 6 years, as at 30 Jun 2022, in the service during the last 4 weeks of June (weeks ending on Sunday: 12Jun2022, 19Jun2022, 26Jun2022, 03Jul2022)
_7_yrs_Jun2022	Count on children aged 7 years, as at 30 Jun 2022, in the service during the last 4 weeks of June (weeks ending on Sunday: 12Jun2022, 19Jun2022, 26Jun2022, 03Jul2022)
_8_yrs_Jun2022	Count on children aged 8 years, as at 30 Jun 2022, in the service during the last 4 weeks of June (weeks ending on Sunday: 12Jun2022, 19Jun2022, 26Jun2022, 03Jul2022)
_9_yrs_Jun2022	Count on children aged 9 years, as at 30 Jun 2022, in the service during the last 4 weeks of June (weeks ending on Sunday: 12Jun2022, 19Jun2022, 26Jun2022, 03Jul2022)
_10_yrs_Jun2022	Count on children aged 10 years, as at 30 Jun 2022, in the service during the last 4 weeks of June (weeks ending on Sunday: 12Jun2022, 19Jun2022, 26Jun2022, 03Jul2022)
_11_yrs_Jun2022	Count on children aged 11 years, as at 30 Jun 2022, in the service during the last 4 weeks of June (weeks ending on Sunday: 12Jun2022, 19Jun2022, 26Jun2022, 03Jul2022)
_12_yrs_Jun2022	Count on children aged 12 years, as at 30 Jun 2022, in the service during the last 4 weeks of June (weeks ending on Sunday: 12Jun2022, 19Jun2022, 26Jun2022, 03Jul2022)

Variable	Definition
_13plus_yrs_Jun2022	Count on children aged 13 years and over, as at 30 Jun 2022, in the service during the last 4 weeks of June (weeks ending on Sunday: 12Jun2022, 19Jun2022, 26Jun2022, 03Jul2022)
count_indig_children_Jun2022	Count on Indigenous children in the service in the last 4 weeks of June (weeks ending on Sunday: 12Jun2022, 19Jun2022, 26Jun2022, 03Jul2022)
Prop_indig_children_2022	Proportion on Children in the service in the last 4 weeks of June that are Indigenous (weeks ending on Sunday: 12Jun2022, 19Jun2022, 26Jun2022, 03Jul2022)
count_children_svc_Jun2021	Count on children in the service in the last 4 weeks of June in the FY (weeks ending on Sunday: 13Jun2021, 20Jun2021, 27Jun2021, 04Jul2021)
_0_yrs_Jun2021	Count on children aged 0 years, as at 30 Jun 2021, in the service during the last 4 weeks of June (weeks ending on Sunday: 13Jun2021, 20Jun2021, 27Jun2021, 04Jul2021)
_1_yrs_Jun2021	Count on children aged 1 years, as at 30 Jun 2021, in the service during the last 4 weeks of June (weeks ending on Sunday: 13Jun2021, 20Jun2021, 27Jun2021, 04Jul2021)
_2_yrs_Jun2021	Count on children aged 2 years, as at 30 Jun 2021, in the service during the last 4 weeks of June (weeks ending on Sunday: 13Jun2021, 20Jun2021, 27Jun2021, 04Jul2021)
_3_yrs_Jun2021	Count on children aged 3 years, as at 30 Jun 2021, in the service during the last 4 weeks of June (weeks ending on Sunday: 13Jun2021, 20Jun2021, 27Jun2021, 04Jul2021)
_4_yrs_Jun2021	Count on children aged 4 years, as at 30 Jun 2021, in the service during the last 4 weeks of June (weeks ending on Sunday: 13Jun2021, 20Jun2021, 27Jun2021, 04Jul2021)
_5_yrs_Jun2021	Count on children aged 5 years, as at 30 Jun 2021, in the service during the last 4 weeks of June (weeks ending on Sunday: 13Jun2021, 20Jun2021, 27Jun2021, 04Jul2021)
_6_yrs_Jun2021	Count on children aged 6 years, as at 30 Jun 2021, in the service during the last 4 weeks of June (weeks ending on Sunday: 13Jun2021, 20Jun2021, 27Jun2021, 04Jul2021)
_7_yrs_Jun2021	Count on children aged 7 years, as at 30 Jun 2021, in the service during the last 4 weeks of June (weeks ending on Sunday: 13Jun2021, 20Jun2021, 27Jun2021, 04Jul2021)
_8_yrs_Jun2021	Count on children aged 8 years, as at 30 Jun 2021, in the service during the last 4 weeks of June (weeks ending on Sunday: 13Jun2021, 20Jun2021, 27Jun2021, 04Jul2021)
_9_yrs_Jun2021	Count on children aged 9 years, as at 30 Jun 2021, in the service during the last 4 weeks of June (weeks ending on Sunday: 13Jun2021, 20Jun2021, 27Jun2021, 04Jul2021)
_10_yrs_Jun2021	Count on children aged 10 years, as at 30 Jun 2021, in the service during the last 4 weeks of June (weeks ending on Sunday: 13Jun2021, 20Jun2021, 27Jun2021, 04Jul2021)
_11_yrs_Jun2021	Count on children aged 11 years, as at 30 Jun 2021, in the service during the last 4 weeks of June (weeks ending on Sunday: 13Jun2021, 20Jun2021, 27Jun2021, 04Jul2021)
_12_yrs_Jun2021	Count on children aged 12 years, as at 30 Jun 2021, in the service during the last 4 weeks of June (weeks ending on Sunday: 13Jun2021, 20Jun2021, 27Jun2021, 04Jul2021)
_13plus_yrs_Jun2021	Count on children aged 13 years and over, as at 30 Jun 2021, in the service during the last 4 weeks of June (weeks ending on Sunday: 13Jun2021, 20Jun2021, 27Jun2021, 04Jul2021)
count_indig_children_Jun2021	Count on Indigenous children in the service in the last 4 weeks of June (weeks ending on Sunday: 13Jun2021, 20Jun2021, 27Jun2021, 04Jul2021)

Variable	Definition
Prop_indig_children_2021	Proportion on Children in the service in the last 4 weeks of June that are Indigenous (weeks ending on Sunday: 13Jun2021, 20Jun2021, 27Jun2021, 04Jul2021)
count_children_svc_Jun2019	Count on children in the service in the last 4 weeks of June in the FY (weeks ending on Sunday: 09Jun2019, 16Jun2019, 23Jun2019, 30Jun2019)
_0_yrs_Jun2019	Count on children aged 0 years, as at 30 Jun 2019, in the service during the last 4 weeks of June (weeks ending on Sunday: 09Jun2019, 16Jun2019, 23Jun2019, 30Jun2019)
_1_yrs_Jun2019	Count on children aged 1 years, as at 30 Jun 2019, in the service during the last 4 weeks of June (weeks ending on Sunday: 09Jun2019, 16Jun2019, 23Jun2019, 30Jun2019)
_2_yrs_Jun2019	Count on children aged 2 years, as at 30 Jun 2019, in the service during the last 4 weeks of June (weeks ending on Sunday: 09Jun2019, 16Jun2019, 23Jun2019, 30Jun2019)
_3_yrs_Jun2019	Count on children aged 3 years, as at 30 Jun 2019, in the service during the last 4 weeks of June (weeks ending on Sunday: 09Jun2019, 16Jun2019, 23Jun2019, 30Jun2019)
_4_yrs_Jun2019	Count on children aged 4 years, as at 30 Jun 2019, in the service during the last 4 weeks of June (weeks ending on Sunday: 09Jun2019, 16Jun2019, 23Jun2019, 30Jun2019)
_5_yrs_Jun2019	Count on children aged 5 years, as at 30 Jun 2019, in the service during the last 4 weeks of June (weeks ending on Sunday: 09Jun2019, 16Jun2019, 23Jun2019, 30Jun2019)
_6_yrs_Jun2019	Count on children aged 6 years, as at 30 Jun 2019, in the service during the last 4 weeks of June (weeks ending on Sunday: 09Jun2019, 16Jun2019, 23Jun2019, 30Jun2019)
_7_yrs_Jun2019	Count on children aged 7 years, as at 30 Jun 2019, in the service during the last 4 weeks of June (weeks ending on Sunday: 09Jun2019, 16Jun2019, 23Jun2019, 30Jun2019)
_8_yrs_Jun2019	Count on children aged 8 years, as at 30 Jun 2019, in the service during the last 4 weeks of June (weeks ending on Sunday: 09Jun2019, 16Jun2019, 23Jun2019, 30Jun2019)
_9_yrs_Jun2019	Count on children aged 9 years, as at 30 Jun 2019, in the service during the last 4 weeks of June (weeks ending on Sunday: 09Jun2019, 16Jun2019, 23Jun2019, 30Jun2019)
_10_yrs_Jun2019	Count on children aged 10 years, as at 30 Jun 2019, in the service during the last 4 weeks of June (weeks ending on Sunday: 09Jun2019, 16Jun2019, 23Jun2019, 30Jun2019)
_11_yrs_Jun2019	Count on children aged 11 years, as at 30 Jun 2019, in the service during the last 4 weeks of June (weeks ending on Sunday: 09Jun2019, 16Jun2019, 23Jun2019, 30Jun2019)
_12_yrs_Jun2019	Count on children aged 12 years, as at 30 Jun 2019, in the service during the last 4 weeks of June (weeks ending on Sunday: 09Jun2019, 16Jun2019, 23Jun2019, 30Jun2019)
_13plus_yrs_Jun2019	Count on children aged 13 years and over, as at 30 Jun 2019, in the service during the last 4 weeks of June (weeks ending on Sunday: 09Jun2019, 16Jun2019, 23Jun2019, 30Jun2019)
count_indig_children_Jun2019	Count on Indigenous children in the service in the last 4 weeks of June (weeks ending on Sunday: 09Jun2019, 16Jun2019, 23Jun2019, 30Jun2019)
Prop_indig_children_2019	Proportion on Children in the service in the last 4 weeks of June that are Indigenous (weeks ending on Sunday: 09Jun2019, 16Jun2019, 23Jun2019, 30Jun2019)
ACCO_Service_Flag	Denotes whether service has been identified as an ACCO service: <ul style="list-style-type: none"> • Y=Yes • N=No

Table 3 National Workforce Census 2021 Services data

Variable	Variable label
service_type	Service - Service type
service_partner_ID	Service - Service unique reference number
Service_state	State of Service
n_lic_pl	A1. Number of places this service is licensed to provide at any one time
MxCare	A2. Maximum number of children to whom care is offered at any one time
MxTyp_0_24m	A2a. Maximum number of places typically break down across age group - 0 to 24 months
MxTyp_25_35m	A2a. Maximum number of places typically break down across age group - 25 to 35 months
MxTyp_3_5y	A2a. Maximum number of places typically break down across age group - 3 to 5 years
MxTyp_6plus	A2a. Maximum number of places typically break down across age group - 6 years or older
TypCare	Total number of children on a typical day
TypCar_0_24m	A3. Number of places break down across age group on typical day - 0 to 24 months
TypCar_25_35m	A3. Number of places break down across age group on typical day - 25 to 35 months
TypCar_3_5y	A3. Number of places break down across age group on typical day - 3 to 5 years
TypCar_6plus	A3. Number of places break down across age group on typical day - 6 years or older
rlicvsmax	Ratio - Licensed places vs maximum capacity
rmxvstyp	Ratio - Maximum capacity vs Typical capacity
HasExemption	A4. Approval, exemption, or other formal permission for workers without required qualifications
NumExemption	A4i. Number of approval, exemption, or other formal permission for workers without required qualifications
A5A	A4a. Any positions with exemption require EC teaching qualification
PrimCont_Cert_III	A5. Number of primary contact staff in reference week actively working towards Certificate III level educator
PrimCont_Diploma	A5. Number of primary contact staff in reference week actively working towards Diploma level educator
PrimCont_Prob	A5. Number of primary contact staff in reference week employed as educator on a probationary basis for not more than three months
PrimCont_ECT	A5. Number of primary contact staff in reference week taken to be an early childhood teacher
PrimCont_ECT_equiv	A5. Number of primary contact staff in reference week equivalent to an early childhood teacher
A6	A6. Number of contact staff left the service P12M
rec_plan	A7. Does this service have a Reconciliation Action Plan
NumAttend_0y	B1. Number of children attending during reference week - 0 to less than 1 year
NumAttend_1y	B1. Number of children attending during reference week - 1 to less than 2 years
NumAttend_2y	B1. Number of children attending during reference week - 2 to less than 3 years
NumAttend_3y	B1. Number of children attending during reference week - 3 to less than 4 years
NumAttend_4y	B1. Number of children attending during reference week - 4 to less than 5 years
NumAttend_5y	B1. Number of children attending during reference week - 5 to less than 6 years
NumAttend_6y	B1. Number of children attending during reference week - 6 to less than 7 years
NumAttend_7y	B1. Number of children attending during reference week - 7 to less than 8 years
NumAttend_8y	B1. Number of children attending during reference week - 8 to less than 9 years

Variable	Variable label
NumAttend_9y	B1. Number of children attending during reference week - 9 to less than 10 years
NumAttend_10y	B1. Number of children attending during reference week - 10 to less than 11 years
NumAttend_11y	B1. Number of children attending during reference week - 11 to less than 12 years
NumAttend_12yplus	B1. Number of children attending during reference week - 12 years or over
NumAttendTotal	B1. Number of children attending during reference week - total
B1W	B1W. Just to confirm, you mentioned in B1 that <NumAttendTotal> children attended your service during the reference week. Is this correct?
B1X	B1X. Just to confirm, you mentioned in B1 that <NumAttendTotal> children attended your service during the reference week. Is this correct?
NumATSI_0y	B2. Number of children of Aboriginal or Torres Strait Islander origin - 0 to less than 1 year
NumATSI_1y	B2. Number of children of Aboriginal or Torres Strait Islander origin - 1 to less than 2 years
NumATSI_2y	B2. Number of children of Aboriginal or Torres Strait Islander origin - 2 to less than 3 years
NumATSI_3y	B2. Number of children of Aboriginal or Torres Strait Islander origin - 3 to less than 4 years
NumATSI_4y	B2. Number of children of Aboriginal or Torres Strait Islander origin - 4 to less than 5 years
NumATSI_5y	B2. Number of children of Aboriginal or Torres Strait Islander origin - 5 to less than 6 years
NumATSI_6y	B2. Number of children of Aboriginal or Torres Strait Islander origin - 6 to less than 7 years
NumATSI_7y	B2. Number of children of Aboriginal or Torres Strait Islander origin - 7 to less than 8 years
NumATSI_8y	B2. Number of children of Aboriginal or Torres Strait Islander origin - 8 to less than 9 years
NumATSI_9y	B2. Number of children of Aboriginal or Torres Strait Islander origin - 9 to less than 10 years
NumATSI_10y	B2. Number of children of Aboriginal or Torres Strait Islander origin - 10 to less than 11 years
NumATSI_11y	B2. Number of children of Aboriginal or Torres Strait Islander origin - 11 to less than 12 years
NumATSI_12yplus	B2. Number of children of Aboriginal or Torres Strait Islander origin - 12 years or over
NumATSITotal	B2. Number of children of Aboriginal or Torres Strait Islander origin - total
NumLOTE_0y	B3. Number of children where language other than english spoken at home - 0 to less than 1 year
NumLOTE_1y	B3. Number of children where language other than english spoken at home - 1 to less than 2 years
NumLOTE_2y	B3. Number of children where language other than english spoken at home - 2 to less than 3 years
NumLOTE_3y	B3. Number of children where language other than english spoken at home - 3 to less than 4 years
NumLOTE_4y	B3. Number of children where language other than english spoken at home - 4 to less than 5 years
NumLOTE_5y	B3. Number of children where language other than english spoken at home - 5 to less than 6 years
NumLOTE_6y	B3. Number of children where language other than english spoken at home - 6 to less than 7 years

Variable	Variable label
NumLOTE_7y	B3. Number of children where language other than english spoken at home - 7 to less than 8 years
NumLOTE_8y	B3. Number of children where language other than english spoken at home - 8 to less than 9 years
NumLOTE_9y	B3. Number of children where language other than english spoken at home - 9 to less than 10 years
NumLOTE_10y	B3. Number of children where language other than english spoken at home - 10 to less than 11 years
NumLOTE_11y	B3. Number of children where language other than english spoken at home - 11 to less than 12 years
NumLOTE_12yplus	B3. Number of children where language other than english spoken at home - 12 years or over
NumLOTETotal	B3. Number of children where language other than english spoken at home - total
NumRefugee_0y	B4. Number of children from a refugee or special humanitarian programme - 0 to less than 1 year
NumRefugee_1y	B4. Number of children from a refugee or special humanitarian programme - 1 to less than 2 years
NumRefugee_2y	B4. Number of children from a refugee or special humanitarian programme - 2 to less than 3 years
NumRefugee_3y	B4. Number of children from a refugee or special humanitarian programme - 3 to less than 4 years
NumRefugee_4y	B4. Number of children from a refugee or special humanitarian programme - 4 to less than 5 years
NumRefugee_5y	B4. Number of children from a refugee or special humanitarian programme - 5 to less than 6 years
NumRefugee_6y	B4. Number of children from a refugee or special humanitarian programme - 6 to less than 7 years
NumRefugee_7y	B4. Number of children from a refugee or special humanitarian programme - 7 to less than 8 years
NumRefugee_8y	B4. Number of children from a refugee or special humanitarian programme - 8 to less than 9 years
NumRefugee_9y	B4. Number of children from a refugee or special humanitarian programme - 9 to less than 10 years
NumRefugee_10y	B4. Number of children from a refugee or special humanitarian programme - 10 to less than 11 years
NumRefugee_11y	B4. Number of children from a refugee or special humanitarian programme - 11 to less than 12 years
NumRefugee_12yplus	B4. Number of children from a refugee or special humanitarian programme - 12 years or over
NumRefugeeTotal	B4. Number of children from a refugee or special humanitarian programme - total
TotSpcNeed_0	B5. Number of children who need additional assistance - Total children needing assistance - 0 to less than 1 year
NumSpcLAK_0y	B5. Number of children who need additional assistance - Learning and applying knowledge - 0 to less than 1 year
NumSpcCom_0y	B5. Number of children who need additional assistance - Communication - 0 to less than 1 year
NumSpcMob_0y	B5. Number of children who need additional assistance - Mobility - 0 to less than 1 year

Variable	Variable label
NumSpcSC_0y	B5. Number of children who need additional assistance - Self care - 0 to less than 1 year
NumSpcPIR_0y	B5. Number of children who need additional assistance - Inter-personal interactions and relationships - 0 to less than 1 year
NumSpcOth_0y	B5. Number of children who need additional assistance - Other areas - 0 to less than 1 year
TotSpcNeed_1	B5. Number of children who need additional assistance - Total children needing assistance - 1 to less than 2 years
NumSpcLAK_1y	B5. Number of children who need additional assistance - Learning and applying knowledge - 1 to less than 2 years
NumSpcCom_1y	B5. Number of children who need additional assistance - Communication - 1 to less than 2 years
NumSpcMob_1y	B5. Number of children who need additional assistance - Mobility - 1 to less than 2 years
NumSpcSC_1y	B5. Number of children who need additional assistance - Self care - 1 to less than 2 years
NumSpcPIR_1y	B5. Number of children who need additional assistance - Inter-personal interactions and relationships - 1 to less than 2 years
NumSpcOth_1y	B5. Number of children who need additional assistance - Other areas - 1 to less than 2 years
TotSpcNeed_2	B5. Number of children who need additional assistance - Total children needing assistance - 2 to less than 3 years
NumSpcLAK_2y	B5. Number of children who need additional assistance - Learning and applying knowledge - 2 to less than 3 years
NumSpcCom_2y	B5. Number of children who need additional assistance - Communication - 2 to less than 3 years
NumSpcMob_2y	B5. Number of children who need additional assistance - Mobility - 2 to less than 3 years
NumSpcSC_2y	B5. Number of children who need additional assistance - Self care - 2 to less than 3 years
NumSpcPIR_2y	B5. Number of children who need additional assistance - Inter-personal interactions and relationships - 2 to less than 3 years
NumSpcOth_2y	B5. Number of children who need additional assistance - Other areas - 2 to less than 3 years
TotSpcNeed_3	B5. Number of children who need additional assistance - Total children needing assistance - 3 to less than 4 years
NumSpcLAK_3y	B5. Number of children who need additional assistance - Learning and applying knowledge - 3 to less than 4 years
NumSpcCom_3y	B5. Number of children who need additional assistance - Communication - 3 to less than 4 years
NumSpcMob_3y	B5. Number of children who need additional assistance - Mobility - 3 to less than 4 years
NumSpcSC_3y	B5. Number of children who need additional assistance - Self care - 3 to less than 4 years
NumSpcPIR_3y	B5. Number of children who need additional assistance - Inter-personal interactions and relationships - 3 to less than 4 years
NumSpcOth_3y	B5. Number of children who need additional assistance - Other areas - 3 to less than 4 years
TotSpcNeed_4	B5. Number of children who need additional assistance - Total children needing assistance - 4 to less than 5 years

Variable	Variable label
NumSpcLAK_4y	B5. Number of children who need additional assistance - Learning and applying knowledge - 4 to less than 5 years
NumSpcCom_4y	B5. Number of children who need additional assistance - Communication - 4 to less than 5 years
NumSpcMob_4y	B5. Number of children who need additional assistance - Mobility - 4 to less than 5 years
NumSpcSC_4y	B5. Number of children who need additional assistance - Self care - 4 to less than 5 years
NumSpclPIR_4y	B5. Number of children who need additional assistance - Inter-personal interactions and relationships - 4 to less than 5 years
NumSpcOth_4y	B5. Number of children who need additional assistance - Other areas - 4 to less than 5 years
TotSpcNeed_5	B5. Number of children who need additional assistance - Total children needing assistance - 5 to less than 6 years
NumSpcLAK_5y	B5. Number of children who need additional assistance - Learning and applying knowledge - 5 to less than 6 years
NumSpcCom_5y	B5. Number of children who need additional assistance - Communication - 5 to less than 6 years
NumSpcMob_5y	B5. Number of children who need additional assistance - Mobility - 5 to less than 6 years
NumSpcSC_5y	B5. Number of children who need additional assistance - Self care - 5 to less than 6 years
NumSpclPIR_5y	B5. Number of children who need additional assistance - Inter-personal interactions and relationships - 5 to less than 6 years
NumSpcOth_5y	B5. Number of children who need additional assistance - Other areas - 5 to less than 6 years
TotSpcNeed_6	B5. Number of children who need additional assistance - Total children needing assistance - 6 to less than 7 years
NumSpcLAK_6y	B5. Number of children who need additional assistance - Learning and applying knowledge - 6 to less than 7 years
NumSpcCom_6y	B5. Number of children who need additional assistance - Communication - 6 to less than 7 years
NumSpcMob_6y	B5. Number of children who need additional assistance - Mobility - 6 to less than 7 years
NumSpcSC_6y	B5. Number of children who need additional assistance - Self care - 6 to less than 7 years
NumSpclPIR_6y	B5. Number of children who need additional assistance - Inter-personal interactions and relationships - 6 to less than 7 years
NumSpcOth_6y	B5. Number of children who need additional assistance - Other areas - 6 to less than 7 years
TotSpcNeed_7	B5. Number of children who need additional assistance - Total children needing assistance - 7 to less than 8 years
NumSpcLAK_7y	B5. Number of children who need additional assistance - Learning and applying knowledge - 7 to less than 8 years
NumSpcCom_7y	B5. Number of children who need additional assistance - Communication - 7 to less than 8 years
NumSpcMob_7y	B5. Number of children who need additional assistance - Mobility - 7 to less than 8 years
NumSpcSC_7y	B5. Number of children who need additional assistance - Self care - 7 to less than 8 years

Variable	Variable label
NumSpclPIR_7y	B5. Number of children who need additional assistance - Inter-personal interactions and relationships - 7 to less than 8 years
NumSpcOth_7y	B5. Number of children who need additional assistance - Other areas - 7 to less than 8 years
TotSpcNeed_8	B5. Number of children who need additional assistance - Total children needing assistance - 8 to less than 9 years
NumSpclAK_8y	B5. Number of children who need additional assistance - Learning and applying knowledge - 8 to less than 9 years
NumSpcCom_8y	B5. Number of children who need additional assistance - Communication - 8 to less than 9 years
NumSpcMob_8y	B5. Number of children who need additional assistance - Mobility - 8 to less than 9 years
NumSpcSC_8y	B5. Number of children who need additional assistance - Self care - 8 to less than 9 years
NumSpclPIR_8y	B5. Number of children who need additional assistance - Inter-personal interactions and relationships - 8 to less than 9 years
NumSpcOth_8y	B5. Number of children who need additional assistance - Other areas - 8 to less than 9 years
TotSpcNeed_9	B5. Number of children who need additional assistance - Total children needing assistance - 9 to less than 10 years
NumSpclAK_9y	B5. Number of children who need additional assistance - Learning and applying knowledge - 9 to less than 10 years
NumSpcCom_9y	B5. Number of children who need additional assistance - Communication - 9 to less than 10 years
NumSpcMob_9y	B5. Number of children who need additional assistance - Mobility - 9 to less than 10 years
NumSpcSC_9y	B5. Number of children who need additional assistance - Self care - 9 to less than 10 years
NumSpclPIR_9y	B5. Number of children who need additional assistance - Inter-personal interactions and relationships - 9 to less than 10 years
NumSpcOth_9y	B5. Number of children who need additional assistance - Other areas - 9 to less than 10 years
TotSpcNeed_10	B5. Number of children who need additional assistance - Total children needing assistance - 10 to less than 11 years
NumSpclAK_10y	B5. Number of children who need additional assistance - Learning and applying knowledge - 10 to less than 11 years
NumSpcCom_10y	B5. Number of children who need additional assistance - Communication - 10 to less than 11 years
NumSpcMob_10y	B5. Number of children who need additional assistance - Mobility - 10 to less than 11 years
NumSpcSC_10y	B5. Number of children who need additional assistance - Self care - 10 to less than 11 years
NumSpclPIR_10y	B5. Number of children who need additional assistance - Inter-personal interactions and relationships - 10 to less than 11 years
NumSpcOth_10y	B5. Number of children who need additional assistance - Other areas - 10 to less than 11 years
TotSpcNeed_11	B5. Number of children who need additional assistance - Total children needing assistance - 11 to less than 12 years
NumSpclAK_11y	B5. Number of children who need additional assistance - Learning and applying knowledge - 11 to less than 12 years

Variable	Variable label
NumSpCom_11y	B5. Number of children who need additional assistance - Communication - 11 to less than 12 years
NumSpMob_11y	B5. Number of children who need additional assistance - Mobility - 11 to less than 12 years
NumSpSC_11y	B5. Number of children who need additional assistance - Self care - 11 to less than 12 years
NumSpPIR_11y	B5. Number of children who need additional assistance - Inter-personal interactions and relationships - 11 to less than 12 years
NumSpOth_11y	B5. Number of children who need additional assistance - Other areas - 11 to less than 12 years
TotSpNeed_12plus	B5. Number of children who need additional assistance - Total children needing assistance - 12 years or over
NumSpLAK_12yplus	B5. Number of children who need additional assistance - Learning and applying knowledge - 12 years or over
NumSpCom_12yplus	B5. Number of children who need additional assistance - Communication - 12 years or over
NumSpMob_12yplus	B5. Number of children who need additional assistance - Mobility - 12 years or over
NumSpSC_12yplus	B5. Number of children who need additional assistance - Self care - 12 years or over
NumSpPIR_12yplus	B5. Number of children who need additional assistance - Inter-personal interactions and relationships - 12 years or over
NumSpOth_12yplus	B5. Number of children who need additional assistance - Other areas - 12 years or over
NumSpLAK_total	B5. Number of children who need additional assistance - Learning and applying knowledge - total
NumSpCom_total	B5. Number of children who need additional assistance - Communication - total
NumSpMob_total	B5. Number of children who need additional assistance - Mobility - total
NumSpSC_total	B5. Number of children who need additional assistance - Self care - total
NumSpPIR_total	B5. Number of children who need additional assistance - Inter-personal interactions and relationships - total
NumSpOth_total	B5. Number of children who need additional assistance - Other areas - total
TOTSpNeed_total	B5. Number of children who need additional assistance - Total children needing assistance - total
PreSch_Deliver	C1. Any workers in service deliver or assist in delivering an in-house program
PreSch_Hours	C1a. How many hours of in-house program were delivered by this service?
PreSch_HowDelivered	C1b. How is the in-house program delivered in this service?
Curric_NEYLF	C2. Is the in-house program based on a specific curriculum or framework? Early Years Learning Framework
Curric_StatT	C2. Is the in-house program based on a specific curriculum or framework? State / Territory curriculum or framework
Curric_Other	C2. Is the in-house program based on a specific curriculum or framework? Other curriculum or framework
Curric_None	C2. Is the in-house program based on a specific curriculum or framework? - No
Curric_DK	C2. Is the in-house program based on a specific curriculum or framework? - Don't know
C4_new2021	C3. Highest level of relevant educational qualification of the staff member who was responsible for face-to-face delivery of the program
C5A_1	C4a. Number of children enrolled in in-house program - 3 to less than 4 years
C5A_2	C4a. Number of children enrolled in in-house program - 4 to less than 5 years

Variable	Variable label
C5A_3	C4a. Number of children enrolled in in-house program - 5 to less than 6 years
C5A_4	C4a. Number of children enrolled in in-house program - 6 years or over
c5a_total	C4a. Number of children enrolled in in-house program - total
C5B_1	C4b. Number of children attended program during reference week - 3 to less than 4 years
C5B_2	C4b. Number of children attended program during reference week - 4 to less than 5 years
C5B_3	C4b. Number of children attended program during reference week - 5 to less than 6 years
C5B_4	C4b. Number of children attended program during reference week - 6 years or over
c5b_total	C4b. Number of children attended program during reference week - total
C5D_1	C4c. Number of enrolled children require additional assistance - 3 to less than 4 years
C5D_2	C4c. Number of enrolled children require additional assistance - 4 to less than 5 years
C5D_3	C4c. Number of enrolled children require additional assistance - 5 to less than 6 years
C5D_4	C4c. Number of enrolled children require additional assistance - 6 years or over
c5d_total	C4c. Number of enrolled children require additional assistance - total
PRIMARY_orig	Number of Primary Contact Staff - from Registration / Service data
OTHER_CON_orig	Number of Other Contact Staff - from Registration / Service data
MGMT_ADMIN_orig	Number of Management / Admin Staff - from Registration / Service data
OTHER_orig	Number of Other / Support Staff - from Registration / Service data
TOTAL_orig	Total number of Staff - from Registration / Service data
CON_TOTAL_orig	Total number of Contact Staff - from Registration / Service data
OTH_TOTAL_orig	Total number of Non-contact Staff - from Registration / Service data
PRIMARY	Number of Primary Contact Staff - from Worker data
OTHER_CON	Number of Other Contact Staff - from Worker data
MGMT_ADMIN	Number of Management / Admin Staff - from Worker data
OTHER	Number of Other / Support Staff - from Worker data
TOTAL	Total number of Staff - from Worker data
CON_TOTAL	Total number of Contact Staff - from Worker data
OTH_TOTAL	Total number of Non-contact Staff - from Worker data
weight1s	Service weight - State by service type
weight2s	Service weight - State by service type by remoteness

Table 4 National Workforce Census 2021 Workers data

Variable	Variable Label
WID	Worker ID
service_type	Service - Service type
service_partner_ID	Service - Service unique reference number
service_state	State of Service
PreSch_Deliver	C1. Any workers in service deliver or assist in delivering an in-house program
PreSch_Hours	C1a. How many hours of in-house program were delivered by this service?
PreSch_HowDelivered	C1b. How is the in-house program delivered in this service?
Curric_NEYLF	C2. Is the in-house program based on a specific curriculum or framework? Early Years Learning Framework
Curric_StatT	C2. Is the in-house program based on a specific curriculum or framework? State / Territory curriculum or framework
Curric_Other	C2. Is the in-house program based on a specific curriculum or framework? Other curriculum or framework
Curric_None	C2. Is the in-house program based on a specific curriculum or framework? - No
Curric_DK	C2. Is the in-house program based on a specific curriculum or framework? - Don't know
C4_new2021	C3. Highest level of relevant educational qualification of the staff member who was responsible for face-to-face delivery of the program
C5A_1	C4a. Number of children enrolled in in-house program - 3 to less than 4 years
C5A_2	C4a. Number of children enrolled in in-house program - 4 to less than 5 years
C5A_3	C4a. Number of children enrolled in in-house program - 5 to less than 6 years
C5A_4	C4a. Number of children enrolled in in-house program - 6 years or over
c5a_total	C4a. Number of children enrolled in in-house program - total
C5B_1	C4b. Number of children attended program during reference week - 3 to less than 4 years
C5B_2	C4b. Number of children attended program during reference week - 4 to less than 5 years
C5B_3	C4b. Number of children attended program during reference week - 5 to less than 6 years
C5B_4	C4b. Number of children attended program during reference week - 6 years or over
c5b_total	C4b. Number of children attended program during reference week - total
C5D_1	C4c. Number of enrolled children require additional assistance - 3 to less than 4 years
C5D_2	C4c. Number of enrolled children require additional assistance - 4 to less than 5 years
C5D_3	C4c. Number of enrolled children require additional assistance - 5 to less than 6 years
C5D_4	C4c. Number of enrolled children require additional assistance - 6 years or over
c5d_total	C4c. Number of enrolled children require additional assistance - total
PRIMARY_orig	Number of Primary Contact Staff - from Registration / Service data
OTHER_CON_orig	Number of Other Contact Staff - from Registration / Service data
MGMT_ADMIN_orig	Number of Management / Admin Staff - from Registration / Service data
OTHER_orig	Number of Other / Support Staff - from Registration / Service data
TOTAL_orig	Total number of Staff - from Registration / Service data
CON_TOTAL_orig	Total number of Contact Staff - from Registration / Service data
OTH_TOTAL_orig	Total number of Non-contact Staff - from Registration / Service data
PRIMARY	Number of Primary Contact Staff - from Worker data
OTHER_CON	Number of Other Contact Staff - from Worker data
MGMT_ADMIN	Number of Management / Admin Staff - from Worker data

Variable	Variable Label
OTHER	Number of Other / Support Staff - from Worker data
TOTAL	Total number of Staff - from Worker data
CON_TOTAL	Total number of Contact Staff - from Worker data
OTH_TOTAL	Total number of Non-contact Staff - from Worker data
FDC_Ratio	Ratio of reported contact workers compared to DESE records - derived
Contact_Ratio	Contact workers to children ratio - derived
worker_diff	Flag records with a large difference between original and file staff numbers
FDC_ratio_flag	Flag records with a FDC contact ratio of below 2 or above 10
StaffAge	D2a. Age of worker
age_grp	Age group - derived from StaffAge
Sex	D2b. Gender of worker
emp_paid	D3. Work paid or unpaid
wage_v_award	D3a. Worker's wage compared to the award rate for their position
weekly_wage	D3b. Weekly wages of worker
emp_type	D4. Main type of work
all_roles_new2021_Principal	D4a_1. Principal / director / coordinator / educational leader
all_roles_new2021_Group Leader	D4a_2. Group leader
all_roles_new2021_ECT	D4a_3. Early childhood teacher
all_roles_new2021_FDCIHC	D4a_4. Family Day Care or In-Home Care educator / assistant
all_roles_new2021_Assistant	D4a_5. Assistant / aide
all_roles_new2021_OthContact	D4a_6. Other contact worker (e.g. dance teacher, music therapist, disability support worker, librarian or speech therapist)
all_roles_new2021_NonContact	D4a_7. Non-contact worker
emp_role_new2021	D5. Main role
DeliveryTime	D6. Hours in total spent in face-to-face delivery of the in-house kindergarten/preschool program
emp_stat_new2021	D7. Employment status
emp_term	D8. Employment arrangements/terms
emp_term_cat	D8. Employment arrangements/terms - categories
work_tm	D9. Actual hours worked
yrs_exp	D10. Years of experience in early childhood and care sector
yrs_emp	D11. Years of experience with this service
yrs_con	D12. Years as a contact worker with this service
high_qual	D13. Field of highest completed qualification
highattain_new2021	D14. Highest level of relevant qualification
highattain_strd_cat	D14. Highest level of relevant qualification - categories
studying	D15. Currently enrolled in studying for qualification
Studying_fields_new2021	D16. Currently fields that enrolled in studying for qualification
Studying_levels	D17. Currently level that enrolled in studying for qualification
Train_MgmtHR	D18. Management, Human Resource Management or Supervision Leadership or Ethics Training
Train_Fin	D18. Financial or risk management training
Train_Peda	D18. Training to strengthen pedagogy or practice
Train_CultDiv	D18. Inclusion training to support cultural diversity
Train_SpcNeeds	D18. Inclusion training to support children with disabilities and additional needs

Variable	Variable Label
Train_ATSI	D18. Aboriginal or Torres Strait Islander cultural awareness or training in reconciliation
Train_SpecCurr	D18. Training in specific curriculum areas (eg STEM, Literacy, Music)
Train_Oth	D18. Other relevant training courses
Train_NoTrain	D18. No professional development training undertaken by this worker
fallstaff	Filter - All staff for reporting (hours worked > 0)
fallconstaff	Filter - All contact staff
fpdconstaff	Filter - Paid contact staff
qual_cat	Filter - Highest qualification (category)
weight1w	Service weight - state by size, type by size, state by type
weight2w	Service weight - state by size, type by size, state by type by remoteness

Table 5 National Workforce Census 2016 Services data

Variable	Variable Label
ServiceType	Service Type
service_partner_ID	Service - Service unique reference number
State	State
n_lic_pl	A1. Number of places is this service licensed to provide at any one time
MxCare	A2. Maximum number of children to whom care is offered at any one time
MxTyp_0_24m	A2a. Maximum number of places typically break down across age group - 0 to 24 months
MxTyp_25_35m	A2a. Maximum number of places typically break down across age group - 25 to 35 months
MxTyp_3_5y	A2a. Maximum number of places typically break down across age group - 3 to 5 years
MxTyp_6plus	A2a. Maximum number of places typically break down across age group -6 years or older
TypCar_0_24m	A3. Number of places break down across age group on typical day - 0 to 24 months
TypCar_25_35m	A3. Number of places break down across age group on typical day - 25 to 35 months
TypCar_3_5y	A3. Number of places break down across age group on typical day - 3 to 5 years
TypCar_6plus	A3. Number of places break down across age group on typical day - 6 years or older
HasExemption	A4. Approval, exemption, or other formal permission for workers without required qualifications
NumExemption	A4i. Number of approval, exemption, or other formal permission for workers without required qualifications
A5A	A4a. Any positions with exemption require EC teaching qualification
A6	A5. Number of contact staff left the service P12M
NumAttend_0y	B1. Number of children attending during reference week - 0 to less than 1 year
NumAttend_1y	B1. Number of children attending during reference week - 1 to less than 2 years
NumAttend_2y	B1. Number of children attending during reference week - 2 to less than 3 years
NumAttend_3y	B1. Number of children attending during reference week - 3 to less than 4 years
NumAttend_4y	B1. Number of children attending during reference week - 4 to less than 5 years
NumAttend_5y	B1. Number of children attending during reference week - 5 to less than 6 years
NumAttend_6y	B1. Number of children attending during reference week - 6 to less than 7 years
NumAttend_7y	B1. Number of children attending during reference week - 7 to less than 8 years
NumAttend_8y	B1. Number of children attending during reference week - 8 to less than 9 years
NumAttend_9y	B1. Number of children attending during reference week - 9 to less than 10 years
NumAttend_10y	B1. Number of children attending during reference week - 10 to less than 11 years
NumAttend_11y	B1. Number of children attending during reference week - 11 to less than 12 years
NumAttend_12yplus	B1. Number of children attending during reference week - 12 years or over
NumAttendTotal	B1. Number of children attending during reference week - total
NumATSI_0y	B2. Number of children of Aboriginal or Torres Strait Islander origin - 0 to less than 1 year
NumATSI_1y	B2. Number of children of Aboriginal or Torres Strait Islander origin - 1 to less than 2 years
NumATSI_2y	B2. Number of children of Aboriginal or Torres Strait Islander origin - 2 to less than 3 years
NumATSI_3y	B2. Number of children of Aboriginal or Torres Strait Islander origin - 3 to less than 4 years

Variable	Variable Label
NumATSI_4y	B2. Number of children of Aboriginal or Torres Strait Islander origin - 4 to less than 5 years
NumATSI_5y	B2. Number of children of Aboriginal or Torres Strait Islander origin - 5 to less than 6 years
NumATSI_6y	B2. Number of children of Aboriginal or Torres Strait Islander origin - 6 to less than 7 years
NumATSI_7y	B2. Number of children of Aboriginal or Torres Strait Islander origin - 7 to less than 8 years
NumATSI_8y	B2. Number of children of Aboriginal or Torres Strait Islander origin - 8 to less than 9 years
NumATSI_9y	B2. Number of children of Aboriginal or Torres Strait Islander origin - 9 to less than 10 years
NumATSI_10y	B2. Number of children of Aboriginal or Torres Strait Islander origin - 10 to less than 11 years
NumATSI_11y	B2. Number of children of Aboriginal or Torres Strait Islander origin - 11 to less than 12 years
NumATSI_12yplus	B2. Number of children of Aboriginal or Torres Strait Islander origin - 12 years or over
NumATSITotal	B2. Number of children of Aboriginal or Torres Strait Islander origin - total
NumLOTE_0y	B3. Number of children where language other than english spoken at home - 0 to less than 1 year
NumLOTE_1y	B3. Number of children where language other than english spoken at home - 1 to less than 2 years
NumLOTE_2y	B3. Number of children where language other than english spoken at home - 2 to less than 3 years
NumLOTE_3y	B3. Number of children where language other than english spoken at home - 3 to less than 4 years
NumLOTE_4y	B3. Number of children where language other than english spoken at home - 4 to less than 5 years
NumLOTE_5y	B3. Number of children where language other than english spoken at home - 5 to less than 6 years
NumLOTE_6y	B3. Number of children where language other than english spoken at home - 6 to less than 7 years
NumLOTE_7y	B3. Number of children where language other than english spoken at home - 7 to less than 8 years
NumLOTE_8y	B3. Number of children where language other than english spoken at home - 8 to less than 9 years
NumLOTE_9y	B3. Number of children where language other than english spoken at home - 9 to less than 10 years
NumLOTE_10y	B3. Number of children where language other than english spoken at home - 10 to less than 11 years
NumLOTE_11y	B3. Number of children where language other than english spoken at home - 11 to less than 12 years
NumLOTE_12yplus	B3. Number of children where language other than english spoken at home - 12 years or over
NumLOTETotal	B3. Number of children where language other than english spoken at home - total
NumRefugee_0y	B4. Number of children from a refugee or special humanitarian programme - 0 to less than 1 year
NumRefugee_1y	B4. Number of children from a refugee or special humanitarian programme - 1 to less than 2 years
NumRefugee_2y	B4. Number of children from a refugee or special humanitarian programme - 2 to less than 3 years
NumRefugee_3y	B4. Number of children from a refugee or special humanitarian programme - 3 to less than 4 years
NumRefugee_4y	B4. Number of children from a refugee or special humanitarian programme - 4 to less than 5 years

Variable	Variable Label
NumRefugee_5y	B4. Number of children from a refugee or special humanitarian programme - 5 to less than 6 years
NumRefugee_6y	B4. Number of children from a refugee or special humanitarian programme - 6 to less than 7 years
NumRefugee_7y	B4. Number of children from a refugee or special humanitarian programme - 7 to less than 8 years
NumRefugee_8y	B4. Number of children from a refugee or special humanitarian programme - 8 to less than 9 years
NumRefugee_9y	B4. Number of children from a refugee or special humanitarian programme - 9 to less than 10 years
NumRefugee_10y	B4. Number of children from a refugee or special humanitarian programme - 10 to less than 11 years
NumRefugee_11y	B4. Number of children from a refugee or special humanitarian programme - 11 to less than 12 years
NumRefugee_12yplus	B4. Number of children from a refugee or special humanitarian programme - 12 years or over
NumRefugeeTotal	B4. Number of children from a refugee or special humanitarian programme - total
NumSpclAK_0y	B5. Number of children who need additional assistance - Learning and applying knowledge - 0 to less than 1 year
NumSpclAK_1y	B5. Number of children who need additional assistance - Learning and applying knowledge - 1 to less than 2 years
NumSpclAK_2y	B5. Number of children who need additional assistance - Learning and applying knowledge - 2 to less than 3 years
NumSpclAK_3y	B5. Number of children who need additional assistance - Learning and applying knowledge - 3 to less than 4 years
NumSpclAK_4y	B5. Number of children who need additional assistance - Learning and applying knowledge - 4 to less than 5 years
NumSpclAK_5y	B5. Number of children who need additional assistance - Learning and applying knowledge - 5 to less than 6 years
NumSpclAK_6y	B5. Number of children who need additional assistance - Learning and applying knowledge - 6 to less than 7 years
NumSpclAK_7y	B5. Number of children who need additional assistance - Learning and applying knowledge - 7 to less than 8 years
NumSpclAK_8y	B5. Number of children who need additional assistance - Learning and applying knowledge - 8 to less than 9 years
NumSpclAK_9y	B5. Number of children who need additional assistance - Learning and applying knowledge - 9 to less than 10 years
NumSpclAK_10y	B5. Number of children who need additional assistance - Learning and applying knowledge - 10 to less than 11 years
NumSpclAK_11y	B5. Number of children who need additional assistance - Learning and applying knowledge - 11 to less than 12 years
NumSpclAK_12yplus	B5. Number of children who need additional assistance - Learning and applying knowledge - 12 years or over
NumSpclAK_total	B5. Number of children who need additional assistance - Learning and applying knowledge - total
NumSpclCom_0y	B5. Number of children who need additional assistance - Communication - 0 to less than 1 year
NumSpclCom_1y	B5. Number of children who need additional assistance - Communication - 1 to less than 2 years
NumSpclCom_2y	B5. Number of children who need additional assistance - Communication - 2 to less than 3 years
NumSpclCom_3y	B5. Number of children who need additional assistance - Communication - 3 to less than 4 years
NumSpclCom_4y	B5. Number of children who need additional assistance - Communication - 4 to less than 5 years

Variable	Variable Label
NumSpcCom_5y	B5. Number of children who need additional assistance - Communication - 5 to less than 6 years
NumSpcCom_6y	B5. Number of children who need additional assistance - Communication - 6 to less than 7 years
NumSpcCom_7y	B5. Number of children who need additional assistance - Communication - 7 to less than 8 years
NumSpcCom_8y	B5. Number of children who need additional assistance - Communication - 8 to less than 9 years
NumSpcCom_9y	B5. Number of children who need additional assistance - Communication - 9 to less than 10 years
NumSpcCom_10y	B5. Number of children who need additional assistance - Communication - 10 to less than 11 years
NumSpcCom_11y	B5. Number of children who need additional assistance - Communication - 11 to less than 12 years
NumSpcCom_12yplus	B5. Number of children who need additional assistance - Communication - 12 years or over
NumSpcCom_total	B5. Number of children who need additional assistance - Communication - total
NumSpcMob_0y	B5. Number of children who need additional assistance - Mobility - 0 to less than 1 year
NumSpcMob_1y	B5. Number of children who need additional assistance - Mobility - 1 to less than 2 years
NumSpcMob_2y	B5. Number of children who need additional assistance - Mobility - 2 to less than 3 years
NumSpcMob_3y	B5. Number of children who need additional assistance - Mobility - 3 to less than 4 years
NumSpcMob_4y	B5. Number of children who need additional assistance - Mobility - 4 to less than 5 years
NumSpcMob_5y	B5. Number of children who need additional assistance - Mobility - 5 to less than 6 years
NumSpcMob_6y	B5. Number of children who need additional assistance - Mobility - 6 to less than 7 years
NumSpcMob_7y	B5. Number of children who need additional assistance - Mobility - 7 to less than 8 years
NumSpcMob_8y	B5. Number of children who need additional assistance - Mobility - 8 to less than 9 years
NumSpcMob_9y	B5. Number of children who need additional assistance - Mobility - 9 to less than 10 years
NumSpcMob_10y	B5. Number of children who need additional assistance - Mobility - 10 to less than 11 years
NumSpcMob_11y	B5. Number of children who need additional assistance - Mobility - 11 to less than 12 years
NumSpcMob_12yplus	B5. Number of children who need additional assistance - Mobility - 12 years or over
NumSpcMob_total	B5. Number of children who need additional assistance - Mobility - total
NumSpcSC_0y	B5. Number of children who need additional assistance - Self care - 0 to less than 1 year
NumSpcSC_1y	B5. Number of children who need additional assistance - Self care - 1 to less than 2 years
NumSpcSC_2y	B5. Number of children who need additional assistance - Self care - 2 to less than 3 years
NumSpcSC_3y	B5. Number of children who need additional assistance - Self care - 3 to less than 4 years
NumSpcSC_4y	B5. Number of children who need additional assistance - Self care - 4 to less than 5 years
NumSpcSC_5y	B5. Number of children who need additional assistance - Self care - 5 to less than 6 years

Variable	Variable Label
NumSpcSC_6y	B5. Number of children who need additional assistance - Self care - 6 to less than 7 years
NumSpcSC_7y	B5. Number of children who need additional assistance - Self care - 7 to less than 8 years
NumSpcSC_8y	B5. Number of children who need additional assistance - Self care - 8 to less than 9 years
NumSpcSC_9y	B5. Number of children who need additional assistance - Self care - 9 to less than 10 years
NumSpcSC_10y	B5. Number of children who need additional assistance - Self care - 10 to less than 11 years
NumSpcSC_11y	B5. Number of children who need additional assistance - Self care - 11 to less than 12 years
NumSpcSC_12yplus	B5. Number of children who need additional assistance - Self care - 12 years or over
NumSpcSC_total	B5. Number of children who need additional assistance - Self care - total
NumSpclPIR_0y	B5. Number of children who need additional assistance - Inter-personal interactions and relationships - 0 to less than 1 year
NumSpclPIR_1y	B5. Number of children who need additional assistance - Inter-personal interactions and relationships - 1 to less than 2 years
NumSpclPIR_2y	B5. Number of children who need additional assistance - Inter-personal interactions and relationships - 2 to less than 3 years
NumSpclPIR_3y	B5. Number of children who need additional assistance - Inter-personal interactions and relationships - 3 to less than 4 years
NumSpclPIR_4y	B5. Number of children who need additional assistance - Inter-personal interactions and relationships - 4 to less than 5 years
NumSpclPIR_5y	B5. Number of children who need additional assistance - Inter-personal interactions and relationships - 5 to less than 6 years
NumSpclPIR_6y	B5. Number of children who need additional assistance - Inter-personal interactions and relationships - 6 to less than 7 years
NumSpclPIR_7y	B5. Number of children who need additional assistance - Inter-personal interactions and relationships - 7 to less than 8 years
NumSpclPIR_8y	B5. Number of children who need additional assistance - Inter-personal interactions and relationships - 8 to less than 9 years
NumSpclPIR_9y	B5. Number of children who need additional assistance - Inter-personal interactions and relationships - 9 to less than 10 years
NumSpclPIR_10y	B5. Number of children who need additional assistance - Inter-personal interactions and relationships - 10 to less than 11 years
NumSpclPIR_11y	B5. Number of children who need additional assistance - Inter-personal interactions and relationships - 11 to less than 12 years
NumSpclPIR_12yplus	B5. Number of children who need additional assistance - Inter-personal interactions and relationships - 12 years or over
NumSpclPIR_total	B5. Number of children who need additional assistance - Inter-personal interactions and relationships - total
NumSpcOth_0y	B5. Number of children who need additional assistance - Other areas - 0 to less than 1 year
NumSpcOth_1y	B5. Number of children who need additional assistance - Other areas - 1 to less than 2 years
NumSpcOth_2y	B5. Number of children who need additional assistance - Other areas - 2 to less than 3 years
NumSpcOth_3y	B5. Number of children who need additional assistance - Other areas - 3 to less than 4 years
NumSpcOth_4y	B5. Number of children who need additional assistance - Other areas - 4 to less than 5 years
NumSpcOth_5y	B5. Number of children who need additional assistance - Other areas - 5 to less than 6 years

Variable	Variable Label
NumSpcOth_6y	B5. Number of children who need additional assistance - Other areas - 6 to less than 7 years
NumSpcOth_7y	B5. Number of children who need additional assistance - Other areas - 7 to less than 8 years
NumSpcOth_8y	B5. Number of children who need additional assistance - Other areas - 8 to less than 9 years
NumSpcOth_9y	B5. Number of children who need additional assistance - Other areas - 9 to less than 10 years
NumSpcOth_10y	B5. Number of children who need additional assistance - Other areas - 10 to less than 11 years
NumSpcOth_11y	B5. Number of children who need additional assistance - Other areas - 11 to less than 12 years
NumSpcOth_12yplus	B5. Number of children who need additional assistance - Other areas - 12 years or over
NumSpcOth_total	B5. Number of children who need additional assistance - Other areas - total
TotSpcNeed_0	B5. Number of children who need additional assistance - Total children needing assistance - 0 to less than 1 year
TotSpcNeed_1	B5. Number of children who need additional assistance - Total children needing assistance - 1 to less than 2 years
TotSpcNeed_2	B5. Number of children who need additional assistance - Total children needing assistance - 2 to less than 3 years
TotSpcNeed_3	B5. Number of children who need additional assistance - Total children needing assistance - 3 to less than 4 years
TotSpcNeed_4	B5. Number of children who need additional assistance - Total children needing assistance - 4 to less than 5 years
TotSpcNeed_5	B5. Number of children who need additional assistance - Total children needing assistance - 5 to less than 6 years
TotSpcNeed_6	B5. Number of children who need additional assistance - Total children needing assistance - 6 to less than 7 years
TotSpcNeed_7	B5. Number of children who need additional assistance - Total children needing assistance - 7 to less than 8 years
TotSpcNeed_8	B5. Number of children who need additional assistance - Total children needing assistance - 8 to less than 9 years
TotSpcNeed_9	B5. Number of children who need additional assistance - Total children needing assistance - 9 to less than 10 years
TotSpcNeed_10	B5. Number of children who need additional assistance - Total children needing assistance - 10 to less than 11 years
TotSpcNeed_11	B5. Number of children who need additional assistance - Total children needing assistance - 11 to less than 12 years
TotSpcNeed_12plus	B5. Number of children who need additional assistance - Total children needing assistance - 12 years or over
TOTSpcNeed_total	B5. Number of children who need additional assistance - Total children needing assistance - total
PreSch_Deliver	C1. Any workers in service deliver or assist in delivering an in-house program
Curric_NEYLF	C2. Program delivered to curriculum or framework - Yes (Early Years Learning Framework)
Curric_StatT	C2. Program delivered to curriculum or framework - Yes (State / Territory curriculum or framework)
Curric_Other	C2. Program delivered to curriculum or framework - Yes (other curriculum or framework)
Curric_None	C2. Program delivered to curriculum or framework - No
Curric_DK	C2. Program delivered to curriculum or framework - Don't Know
Curric_999	C2. Program delivered to curriculum or framework - Not answered
C4	C3. In-house program delivered by teacher with university quals in relevant field
C5A_1	C4a. Number of children enrolled in in-house program - 3 to less than 4 years

Variable	Variable Label
C5A_2	C4a. Number of children enrolled in in-house program - 4 to less than 5 years
C5A_3	C4a. Number of children enrolled in in-house program - 5 to less than 6 years
C5A_4	C4a. Number of children enrolled in in-house program - 6 years or over
c5a_total	C4a. Number of children enrolled in in-house program - total
C5B_1	C4b. Number of children attended program during reference week - 3 to less than 4 years
C5B_2	C4b. Number of children attended program during reference week - 4 to less than 5 years
C5B_3	C4b. Number of children attended program during reference week - 5 to less than 6 years
C5B_4	C4b. Number of children attended program during reference week - 6 years or over
c5b_total	C4b. Number of children attended program during reference week - total
C5D_1	C4c. Number of enrolled children require additional assistance - 3 to less than 4 years
C5D_2	C4c. Number of enrolled children require additional assistance - 4 to less than 5 years
C5D_3	C4c. Number of enrolled children require additional assistance - 5 to less than 6 years
C5D_4	C4c. Number of enrolled children require additional assistance - 6 years or over
c5d_total	C4c. Number of enrolled children require additional assistance - total
rlicvsmx	Ratio - Licensed places vs maximum capacity
rmxvstyp	Ratio - Maximum capacity vs Typical capacity
weight1s	Service level weighting variable 1 - State by Service Type
weight2s	Service level weighting variable 2 - State by Service Type by Remoteness

Table 6 National Workforce Census 2016 Workers data

Variable	Variable Label
WID	Worker ID
ServiceType	Service Type
service_partner_ID	Service - Service unique reference number
State	State
PreSch_Deliver	C1. Any workers in service deliver or assist in delivering an in-house program
Curric_NEYLF	C2. Program delivered to curriculum or framework - Yes (Early Years Learning Framework)
Curric_StatT	C2. Program delivered to curriculum or framework - Yes (State / Territory curriculum or framework)
Curric_Other	C2. Program delivered to curriculum or framework - Yes (other curriculum or framework)
Curric_None	C2. Program delivered to curriculum or framework - No
Curric_DK	C2. Program delivered to curriculum or framework - Don't Know
Curric_999	C2. Program delivered to curriculum or framework - Not answered
C4	C3. In-house program delivered by teacher with university quals in relevant field
C5A_1	C4a - Number of children enrolled in in-house program - 3 to less than 4 years
C5A_2	C4a - Number of children enrolled in in-house program - 4 to less than 5 years
C5A_3	C4a - Number of children enrolled in in-house program - 5 to less than 6 years
C5A_4	C4a - Number of children enrolled in in-house program - 6 years or over
c5a_total	C4a - Number of children enrolled in in-house program - total
C5B_1	C4b - Number of children attended program during reference week - 3 to less than 4 years
C5B_2	C4b - Number of children attended program during reference week - 4 to less than 5 years
C5B_3	C4b - Number of children attended program during reference week - 5 to less than 6 years
C5B_4	C4b - Number of children attended program during reference week - 6 years or over
c5b_total	C4b - Number of children attended program during reference week - total
C5D_1	C4c - Number of enrolled children require additional assistance - 3 to less than 4 years
C5D_2	C4c - Number of enrolled children require additional assistance - 4 to less than 5 years
C5D_3	C4c - Number of enrolled children require additional assistance - 5 to less than 6 years
C5D_4	C4c - Number of enrolled children require additional assistance - 6 years or over
c5d_total	C4c - Number of enrolled children require additional assistance - total
StaffAge	D2a. Age
age_grp	D2a. Age - Categories
Sex	D2b. Gender
emp_paid	D3. Work paid or unpaid
emp_paid_new	D3. Work paid or unpaid
emp_type	D4. Main type of work
emp_type_new	D4. Main type of work
emp_role	D5. Main role
emp_role_new	D5. Main role
DeliveryTime	D6. Hours in total spent in face-to-face delivery of the in-house kindergarten/preschool program
emp_stat	D7. Employment status
emp_term	D8. Employment arrangements/terms

Variable	Variable Label
emp_term_cat	D8. Employment arrangements/terms - Categories
work_tm	D9. Actual hours worked
yrs_exp	D10. Years of experience in early childhood and care sector
yrs_emp	D11. Years of experience with this service
yrs_con	D12. Years as a contact worker with this service
high_qual	D13. Field of highest completed qualification
HIGH_QUAL_NEW	D13. Field of highest completed qualification
highattain	D14. Highest level of relevant qualification
highattain_strd_cat	D14. Highest level of relevant qualification - Categories
HIGHATTAIN_NEW	D14. Highest level of relevant qualification
HIGHATTAIN_STRD_CAT_NEW	D14. Highest level of relevant qualification - Categories
studying	D15. Currently enrolled in studying for qualification
Studying_fields	D16. Currently fields that enrolled in studying for qualification
Studying_levels	D17. Currently level that enrolled in studying for qualification
Train_MgmtFin	D18. Areas undertaken professional development training in previous 12 months - Management or financial training
Train_Needs	D18. Areas undertaken professional development training in previous 12 months - Training for additional needs
Train_OtherCC	D18. Areas undertaken professional development training in previous 12 months - Other child care related training
Train_OtherRlvnt	D18. Areas undertaken professional development training in previous 12 months - Other relevant training courses
Train_NoTrain	D18. Areas undertaken professional development training in previous 12 months - No training courses undertaken
Train_999	D18. Areas undertaken professional development training in previous 12 months - Not answered
weight1w	Rim weighting - State by Service Type + State by size + Type by size
weight2w	Rim weighting - State by Service Type by Remoteness + State by size + Type by size
fallstaff	Filter - All staff for reporting (hours worked > 0)
fallconstaff	Filter - All contact staff
fpdconstaff	Filter - Paid contact staff
qual_cat	Filter - Highest qualification (category)
currqual_cat	Filter - Qualification currently studying (category)

From: s 22
To:
Cc: [ECCS - Early Childhood Capacity Study](#); s 22
Subject: CCS and NWC Data supply: JSA ECEC Capacity Study
Date: Friday, 1 December 2023 5:00:00 PM
Attachments: [image001.jpg](#)
[Data list and notes - JSA data supply.docx](#)
[PIC 23-056 \(JSA\) with sig.pdf](#)

Hi s 22 and team

I am happy to report that the NWC and CCS service level data for the ECEC Capacity Study have been uploaded to the secure portal.

We have already given access to the portal to s 22 and s 22 but please let us know if anyone else needs access. To access the data, go to <ftp.dese.gov.au> and click "SSO Login". If that doesn't work, you will need to request an initial password by clicking on "Forgot Password", and entering your email address in both the username and email address fields.

We haven't been able to load the weekly child level CCS data yet because we haven't been able to bring the dataset across from the Services Australia environment due to connectivity issues. We will get this up on Monday and I'll let you when you can download it.

A list of the files contained in the portal are attached. Also attached is a copy of the Public Interest Certificate authorising the disclosure of the CCS and NWC data for the project. Further notes on use and disclosure of protected information are below.

Thanks and please let me know if you have any questions

s 22

Use and disclosure of protected information

The information provided by the department to Jobs and Skills Australia is 'protected information' under s 3(1) of the *A New Tax System (Family Assistance) (Administration) Act 1999* (Administration Act).

Division 2 of Part 6 of the Administration Act establishes a secrecy regime with respect to protected information.

The department is authorised to disclose this protected information to Jobs and Skills Australia under Public Interest Certificate 23-056 (attached), which is made pursuant to s 168(1)(a) of the Administration Act.

Under s 162(2)(e) of the Administration Act, Jobs and Skills Australia is authorised to record, use or disclose the protected information for the purposes specified at section 3 of Public Interest Certificate 23-056.

The unauthorised recording, use or disclosure of protected information is an offence of strict liability: s 164.

Any output planned for release using Child Care Subsidy data must be rounded as per the department's business rules:

- For children and customers: Numbers rounded to nearest 10, and for figures less than 5 display "<10"
- For services: for figures less than 5 display "<5".

This is to ensure that Jobs and Skills Australia does not produce information that uses Child Care Subsidy data in way that discloses, either directly or indirectly, information about a particular person, including a child care provider, which Jobs and Skills Australia is not authorised to do. National Workforce Census data must also be used in accordance with the ECEC National Workforce Data Protocol and the Organisational Deed of Confidentiality.

s 22

Collections and Analytics Team | Data and Delivery Support Branch | Child Care Division
Australian Government Department of Education
Working on Ngunnawal, Ngunawal and Ngambri Country
Phone s 22

[Website](#) | [LinkedIn](#) | [Instagram](#) | [Facebook](#) | [X](#) | [Newsroom](#)

A close up of a blue and orange background Description automatically generated



The Department of Education acknowledges the Traditional Owners and Custodians of Country throughout Australia and their continuing connection to land, waters and community. We pay our respects to them and their cultures, and Elders past and present.

The artwork *Guwanyi wingara yirabana* is our story. It means 'learning journey' in Dharug/Darug language. Designed by Trevor Eastwood from Dalmarri with our people, the artwork was made by many hands in a powerful gesture showcasing reconciliation in action.

A New Tax System (Family Assistance) (Administration) Act 1999

Public Interest Certificate

I, **s 22** of the Department of Education (the department), make this instrument under paragraph 168(1)(a) of the *A New Tax System (Family Assistance) (Administration) Act 1999*.

Dated 1 December 2023

Disclosure of information in the public interest

1 Commencement

This instrument commences on the day it is signed.

2 Certification

In accordance with:

- (a) paragraph 168(1)(a) of the *A New Tax System (Family Assistance) (Administration) Act 1999*; and
- (b) section 15 of the *Family Assistance (Public Interest Certificate Guidelines) (Education) Determination 2018 (PIC Guidelines)*;

I certify that it is necessary in the public interest to disclose the information mentioned in section 4 to a person mentioned in section 5 for the purpose mentioned in section 3.

I certify that the information mentioned in section 4 cannot reasonably be obtained from a source other than the department and that the person mentioned in section 5 has sufficient interest in the information.

I have had regard to whether the person/s to whom the information relates is or may be subject to physical, psychological or emotional abuse and whether the person may be unable to give notice of his or her circumstance because of age, disability, social, cultural, family or other reasons. I am satisfied that such considerations do not give rise to a reason why the information in section 4 should not be disclosed to a person/s mentioned in section 5 for the purpose mentioned in section 3.

3 Purpose for which information may be disclosed

The information described in section 4 may be disclosed in accordance with this instrument for the purposes of research, statistical analysis or policy development in relation to the Early Education and Care (ECEC) workforce and workforce-related matters which is a program or activity within the Department's portfolio responsibilities.

In particular, the information will be used for the ECEC Capacity Study, including identifying and analysing occupations for each of the different parts of the sector (pre-schools and kindergartens, centre-based day care, family day care, home-based care, and outside school hours care), their respective supply and demand factors, and geographical considerations to understand factors that impact training, attracting and retaining ECEC workers.

4 Information able to be disclosed

The information to be disclosed for the purpose described in section 3 above is the information held by the department listed at Attachment A.

5 Recipients of information

The information identified in section 4 may be disclosed to individuals employed or engaged by Jobs and Skills Australia (JSA) or HUMANABILITY LTD (ACN: 665 836 608), who, from time to time, are involved in facilitating the matters mentioned in section 3.

6 Persons authorised to disclose the protected information

An officer of the department whose duties relate to early childhood education and care policy or programs is authorised to disclose the information held by the department mentioned in section 4.

ATTACHMENT A

Table 1: Child level Child Care Subsidy data (weekly data), 31 December 2018 –2 July 2023

Variable Name	Description
weekend_date	Last day of the calendar week to which the record relates (always a Sunday)
financial_year	Financial year in which the sessions of care take place
service_type	Child care service type: <ul style="list-style-type: none"> • CBDC=Centre Based Day Care, • OSHC=Outside School Hours Care, • FDC=Family Day Care, • IHC=In Home Care
service_name	Service name
customer_partner	Anonymised unique identifier of the customer (e.g. parent or guardian of child in approved care). This is an alternative to CRN.
child_partner	Anonymised unique identifier of the child. This is an alternative to CRN.
partner_partner	Anonymised unique identifier of the customer's partner (where applicable). This is an alternative to CRN.
service_partner	Anonymised unique identifier of the service. This is an alternative to CRN.
provider_partner	Anonymised unique identifier of the provider. This is an alternative to CRN.
session_day_num	Number of days on in the week with one or more sessions
session_care_num	Number of sessions in the week
customer_activity_hours	The total hours of 'recognised activity' undertaken each fortnight by the customer
partner_activity_hours	The total hours of 'recognised activity' undertaken each fortnight by the customer's partner (where applicable)
family_activity_hours	The total hours of 'recognised activity' undertaken each fortnight by the main parent/carer OR the partner whichever is the smallest
charged_fees	Total fees charged for the week (before subsidy)
charged_hours	Total hours for which fees are charged for the week
attended_hours	Number of hours in the week the child attended
allowed_hours	Maximum hours of subsidised care to which the family is entitled per fortnight
absence_usage	Number of sessions of care in the week that the child was absent. This is not necessarily the same as absence days because children may be recorded as absent for more than one session in a single day
ccs_usage	Total hours of care attracting CCS in a week
accs_usage	Total hours of care attracting ACCS in a week
annual_ccs_cap_usage	Part of subsidy that counts towards the annual cap - note the annual cap was removed from 10 December 2021
ccs	Estimated weekly CCS entitlements
ccs_withheld	CCS withheld
accs_type	ACCS payment type: <ul style="list-style-type: none"> • CWB=Child wellbeing subsidy, • TTW=Transition to Work subsidy, • GRP=Grandparent subsidy, • TFH=Temporary Financial Hardship subsidy
accs	Estimated weekly ACCS entitlements
estimated_family_income_1	Estimated annual family income - by CCS taper bands
estimated_family_income_2	Estimated annual family income - by standard ABS bands
estimated_family_income_3	Estimated annual family income - by CBDC deciles
child_age	Child's age calculated as at 30 June of the relevant financial year
customer_SA2_MAINCODE_2021	Geospatial information based on customer home address
customer_SA2_NAME_2021	Geospatial information based on customer home address

Variable Name	Description
customer_LGA_MAINCODE_2022	Geospatial information based on customer home address (for 2022 LGA boundaries)
customer_LGA_NAME_2022	Geospatial information based on customer home address (for 2022 LGA boundaries)
distance_home_to_service	Distance between service and home location according to the following groupings: <ul style="list-style-type: none"> • 01: 0.5km or closer • 02: > 0.5km - 1km • 03: > 1km - 2km • 04: > 2km - 3km • 05: > 3km - 5km • 06: > 5km - 10km • 07: > 10km - 20km • 08: > 20km - 50km • 09: > 50km - 100km • 10: > 100km • 99: Missing
ACCO_Service_Flag	Denotes whether service has been identified as an ACCO service: <ul style="list-style-type: none"> • Y=Yes • N=No

Table 2: Service level Child Care Subsidy data, 2019-2023

Variable	Definition
provider_name	Provider name
legal_entity	Provider legal entity code
legal_entity_desc	Provider legal entity description
provider_partner	Anonymised unique identifier of the provider
provider_ccs_status	Provider Child Care Subsidy (CSS) status
provider_ccs_start	Provider CCS status start date (date of effect for provider_ccs_status)
provider_address_line_1	Provider physical address line 1
provider_address_line_2	Provider physical address line 2
provider_suburb_name	Provider physical address suburb
provider_postcode	Provider physical address postcode
provider_state_code	Provider physical address state or territory
for_profit_flag	Flag indicating 'for-profit' status of the provider: <ul style="list-style-type: none"> • Y=for profit org • N=non-profit org
charity_flag	Flag indicating 'charity' status of the provider: <ul style="list-style-type: none"> • Y=for charity • N=not charity
provider_nlnum	Provider national law number
provider_nl_status	Provider national law status
provider_nl_start	Provider national law status start date (date of effect for provider_nl_status)
service_name	Service commercial business name.
service_care_type	Child care service type: CBDC=Centre Based Day Care, OSHC=Outside School Hours Care, FDC=Family Day Care, IHC=In Home Care
service_partner	Anonymised unique identifier of the service
service_ccs_status	Service CCS Status
service_ccs_start	Service CCS status start date (date of effect for service_ccs_status)
service_ccs_end	Service CCS status end date (end date for service_ccs_status)
service_nlnum	Service National Law Number
service_nl_status	Service National Law Status
service_nl_start	Service National Law status start date (date of effect for service_nl_status)
service_nl_end	Service National Law status end date (end date for service_nl_status)
service_address_line_1	Service physical address line 1
service_address_line_2	Service physical address line 2
service_suburb_name	Service physical address suburb
service_postcode	Service physical address postcode
service_state_code	Service physical address state or territory
service_lat	Service address latitude coordinates.
service_long	Service address longitude coordinates.
RA_CODE_2021	Service Remoteness Area code.
RA_NAME_2021	Service Remoteness Area name.
LGA_CODE_2022	Service Local Government Area (LGA) code. A code set representing an approximation of gazetted local government boundaries as defined by each State and Territory Local Government Department.

Variable	Definition
LGA_NAME_2022	Service Local Government Area (LGA) region name
ELECT_DIV_2018	Service address Federal electoral division.
ELECT_DIV_2021	Service address Federal electoral division.
SA1_MAINCODE	Service address Statistical area level 1 (SA1) code. A code set representing a geographical area aggregated from whole Mesh Blocks.
SA2_MAINCODE	Service address Statistical area, level 2 (SA2) code. A code set representing a medium-sized general purpose area aggregated from whole Statistical areas level 1 (SA1s).
SA2_NAME	Service address Statistical area, level 2 (SA2) region name.
SA3_CODE	Service Statistical area, level 3 (SA3) code.
SA3_NAME	Service Statistical area, level 3 (SA3) region name
SA4_CODE	Service Statistical area, level 4 (SA4) code
SA4_NAME	Service Statistical area, level 4 (SA4) region name
GCCSA_CODE	Service Greater Capital City Statistical Areas (GCCSAs) which are geographic areas built from Statistical Areas Level 4 (SA4s). A GCCSA is identified by a 5-character alphanumeric code. This comprises a 1-digit State or Territory identifier followed by a 4-character GCCSA identifier that is unique within each State and Territory.
GCCSA_NAME	Service Greater Capital City Statistical Areas (GCCSAs) name
count_children_svc_Jun2023	Count on children in the service in the last 4 weeks of June in the FY (weeks ending on Sunday: 11Jun2023, 18Jun2023, 25Jun2023, 02Jul2023)
_0_yrs_Jun2023	Count on children aged 0 years, as at 30 Jun 2023, in the service during the last 4 weeks of June (weeks ending on Sunday: 11Jun2023, 18Jun2023, 25Jun2023, 02Jul2023)
_1_yrs_Jun2023	Count on children aged 1 years, as at 30 Jun 2023, in the service during the last 4 weeks of June (weeks ending on Sunday: 11Jun2023, 18Jun2023, 25Jun2023, 02Jul2023)
_2_yrs_Jun2023	Count on children aged 2 years, as at 30 Jun 2023, in the service during the last 4 weeks of June (weeks ending on Sunday: 11Jun2023, 18Jun2023, 25Jun2023, 02Jul2023)
_3_yrs_Jun2023	Count on children aged 3 years, as at 30 Jun 2023, in the service during the last 4 weeks of June (weeks ending on Sunday: 11Jun2023, 18Jun2023, 25Jun2023, 02Jul2023)
_4_yrs_Jun2023	Count on children aged 4 years, as at 30 Jun 2023, in the service during the last 4 weeks of June (weeks ending on Sunday: 11Jun2023, 18Jun2023, 25Jun2023, 02Jul2023)
_5_yrs_Jun2023	Count on children aged 5 years, as at 30 Jun 2023, in the service during the last 4 weeks of June (weeks ending on Sunday: 11Jun2023, 18Jun2023, 25Jun2023, 02Jul2023)
_6_yrs_Jun2023	Count on children aged 6 years, as at 30 Jun 2023, in the service during the last 4 weeks of June (weeks ending on Sunday: 11Jun2023, 18Jun2023, 25Jun2023, 02Jul2023)
_7_yrs_Jun2023	Count on children aged 7 years, as at 30 Jun 2023, in the service during the last 4 weeks of June (weeks ending on Sunday: 11Jun2023, 18Jun2023, 25Jun2023, 02Jul2023)
_8_yrs_Jun2023	Count on children aged 8 years, as at 30 Jun 2023, in the service during the last 4 weeks of June (weeks ending on Sunday: 11Jun2023, 18Jun2023, 25Jun2023, 02Jul2023)
_9_yrs_Jun2023	Count on children aged 9 years, as at 30 Jun 2023, in the service during the last 4 weeks of June (weeks ending on Sunday: 11Jun2023, 18Jun2023, 25Jun2023, 02Jul2023)
_10_yrs_Jun2023	Count on children aged 10 years, as at 30 Jun 2023, in the service during the last 4 weeks of June (weeks ending on Sunday: 11Jun2023, 18Jun2023, 25Jun2023, 02Jul2023)

Variable	Definition
_11_yrs_Jun2023	Count on children aged 11 years, as at 30 Jun 2023, in the service during the last 4 weeks of June (weeks ending on Sunday: 11Jun2023, 18Jun2023, 25Jun2023, 02Jul2023)
_12_yrs_Jun2023	Count on children aged 12 years, as at 30 Jun 2023, in the service during the last 4 weeks of June (weeks ending on Sunday: 11Jun2023, 18Jun2023, 25Jun2023, 02Jul2023)
_13plus_yrs_Jun2023	Count on children aged 13 years and over, as at 30 Jun 2023, in the service during the last 4 weeks of June (weeks ending on Sunday: 11Jun2023, 18Jun2023, 25Jun2023, 02Jul2023)
count_indig_children_Jun2023	Count on Indigenous children in the service in the last 4 weeks of June in the FY (weeks ending on Sunday: 11Jun2023, 18Jun2023, 25Jun2023, 02Jul2023)
Prop_indig_children_2023	Proportion on Children in the service in the last 4 weeks of June that are Indigenous (weeks ending on Sunday: 11Jun2023, 18Jun2023, 25Jun2023, 02Jul2023)
count_children_svc_Jun2022	Count on children in the service in the last 4 weeks of June in the FY (weeks ending on Sunday: 12Jun2022, 19Jun2022, 26Jun2022, 03Jul2022)
_0_yrs_Jun2022	Count on children aged 0 years, as at 30 Jun 2022, in the service during the last 4 weeks of June (weeks ending on Sunday: 12Jun2022, 19Jun2022, 26Jun2022, 03Jul2022)
_1_yrs_Jun2022	Count on children aged 1 years, as at 30 Jun 2022, in the service during the last 4 weeks of June (weeks ending on Sunday: 12Jun2022, 19Jun2022, 26Jun2022, 03Jul2022)
_2_yrs_Jun2022	Count on children aged 2 years, as at 30 Jun 2022, in the service during the last 4 weeks of June (weeks ending on Sunday: 12Jun2022, 19Jun2022, 26Jun2022, 03Jul2022)
_3_yrs_Jun2022	Count on children aged 3 years, as at 30 Jun 2022, in the service during the last 4 weeks of June (weeks ending on Sunday: 12Jun2022, 19Jun2022, 26Jun2022, 03Jul2022)
_4_yrs_Jun2022	Count on children aged 4 years, as at 30 Jun 2022, in the service during the last 4 weeks of June (weeks ending on Sunday: 12Jun2022, 19Jun2022, 26Jun2022, 03Jul2022)
_5_yrs_Jun2022	Count on children aged 5 years, as at 30 Jun 2022, in the service during the last 4 weeks of June (weeks ending on Sunday: 12Jun2022, 19Jun2022, 26Jun2022, 03Jul2022)
_6_yrs_Jun2022	Count on children aged 6 years, as at 30 Jun 2022, in the service during the last 4 weeks of June (weeks ending on Sunday: 12Jun2022, 19Jun2022, 26Jun2022, 03Jul2022)
_7_yrs_Jun2022	Count on children aged 7 years, as at 30 Jun 2022, in the service during the last 4 weeks of June (weeks ending on Sunday: 12Jun2022, 19Jun2022, 26Jun2022, 03Jul2022)
_8_yrs_Jun2022	Count on children aged 8 years, as at 30 Jun 2022, in the service during the last 4 weeks of June (weeks ending on Sunday: 12Jun2022, 19Jun2022, 26Jun2022, 03Jul2022)
_9_yrs_Jun2022	Count on children aged 9 years, as at 30 Jun 2022, in the service during the last 4 weeks of June (weeks ending on Sunday: 12Jun2022, 19Jun2022, 26Jun2022, 03Jul2022)
_10_yrs_Jun2022	Count on children aged 10 years, as at 30 Jun 2022, in the service during the last 4 weeks of June (weeks ending on Sunday: 12Jun2022, 19Jun2022, 26Jun2022, 03Jul2022)
_11_yrs_Jun2022	Count on children aged 11 years, as at 30 Jun 2022, in the service during the last 4 weeks of June (weeks ending on Sunday: 12Jun2022, 19Jun2022, 26Jun2022, 03Jul2022)
_12_yrs_Jun2022	Count on children aged 12 years, as at 30 Jun 2022, in the service during the last 4 weeks of June (weeks ending on Sunday: 12Jun2022, 19Jun2022, 26Jun2022, 03Jul2022)

Variable	Definition
_13plus_yrs_Jun2022	Count on children aged 13 years and over, as at 30 Jun 2022, in the service during the last 4 weeks of June (weeks ending on Sunday: 12Jun2022, 19Jun2022, 26Jun2022, 03Jul2022)
count_indig_children_Jun2022	Count on Indigenous children in the service in the last 4 weeks of June (weeks ending on Sunday: 12Jun2022, 19Jun2022, 26Jun2022, 03Jul2022)
Prop_indig_children_2022	Proportion on Children in the service in the last 4 weeks of June that are Indigenous (weeks ending on Sunday: 12Jun2022, 19Jun2022, 26Jun2022, 03Jul2022)
count_children_svc_Jun2021	Count on children in the service in the last 4 weeks of June in the FY (weeks ending on Sunday: 13Jun2021, 20Jun2021, 27Jun2021, 04Jul2021)
_0_yrs_Jun2021	Count on children aged 0 years, as at 30 Jun 2021, in the service during the last 4 weeks of June (weeks ending on Sunday: 13Jun2021, 20Jun2021, 27Jun2021, 04Jul2021)
_1_yrs_Jun2021	Count on children aged 1 years, as at 30 Jun 2021, in the service during the last 4 weeks of June (weeks ending on Sunday: 13Jun2021, 20Jun2021, 27Jun2021, 04Jul2021)
_2_yrs_Jun2021	Count on children aged 2 years, as at 30 Jun 2021, in the service during the last 4 weeks of June (weeks ending on Sunday: 13Jun2021, 20Jun2021, 27Jun2021, 04Jul2021)
_3_yrs_Jun2021	Count on children aged 3 years, as at 30 Jun 2021, in the service during the last 4 weeks of June (weeks ending on Sunday: 13Jun2021, 20Jun2021, 27Jun2021, 04Jul2021)
_4_yrs_Jun2021	Count on children aged 4 years, as at 30 Jun 2021, in the service during the last 4 weeks of June (weeks ending on Sunday: 13Jun2021, 20Jun2021, 27Jun2021, 04Jul2021)
_5_yrs_Jun2021	Count on children aged 5 years, as at 30 Jun 2021, in the service during the last 4 weeks of June (weeks ending on Sunday: 13Jun2021, 20Jun2021, 27Jun2021, 04Jul2021)
_6_yrs_Jun2021	Count on children aged 6 years, as at 30 Jun 2021, in the service during the last 4 weeks of June (weeks ending on Sunday: 13Jun2021, 20Jun2021, 27Jun2021, 04Jul2021)
_7_yrs_Jun2021	Count on children aged 7 years, as at 30 Jun 2021, in the service during the last 4 weeks of June (weeks ending on Sunday: 13Jun2021, 20Jun2021, 27Jun2021, 04Jul2021)
_8_yrs_Jun2021	Count on children aged 8 years, as at 30 Jun 2021, in the service during the last 4 weeks of June (weeks ending on Sunday: 13Jun2021, 20Jun2021, 27Jun2021, 04Jul2021)
_9_yrs_Jun2021	Count on children aged 9 years, as at 30 Jun 2021, in the service during the last 4 weeks of June (weeks ending on Sunday: 13Jun2021, 20Jun2021, 27Jun2021, 04Jul2021)
_10_yrs_Jun2021	Count on children aged 10 years, as at 30 Jun 2021, in the service during the last 4 weeks of June (weeks ending on Sunday: 13Jun2021, 20Jun2021, 27Jun2021, 04Jul2021)
_11_yrs_Jun2021	Count on children aged 11 years, as at 30 Jun 2021, in the service during the last 4 weeks of June (weeks ending on Sunday: 13Jun2021, 20Jun2021, 27Jun2021, 04Jul2021)
_12_yrs_Jun2021	Count on children aged 12 years, as at 30 Jun 2021, in the service during the last 4 weeks of June (weeks ending on Sunday: 13Jun2021, 20Jun2021, 27Jun2021, 04Jul2021)
_13plus_yrs_Jun2021	Count on children aged 13 years and over, as at 30 Jun 2021, in the service during the last 4 weeks of June (weeks ending on Sunday: 13Jun2021, 20Jun2021, 27Jun2021, 04Jul2021)
count_indig_children_Jun2021	Count on Indigenous children in the service in the last 4 weeks of June (weeks ending on Sunday: 13Jun2021, 20Jun2021, 27Jun2021, 04Jul2021)

Variable	Definition
Prop_indig_children_2021	Proportion on Children in the service in the last 4 weeks of June that are Indigenous (weeks ending on Sunday: 13Jun2021, 20Jun2021, 27Jun2021, 04Jul2021)
count_children_svc_Jun2019	Count on children in the service in the last 4 weeks of June in the FY (weeks ending on Sunday: 09Jun2019, 16Jun2019, 23Jun2019, 30Jun2019)
_0_yrs_Jun2019	Count on children aged 0 years, as at 30 Jun 2019, in the service during the last 4 weeks of June (weeks ending on Sunday: 09Jun2019, 16Jun2019, 23Jun2019, 30Jun2019)
_1_yrs_Jun2019	Count on children aged 1 years, as at 30 Jun 2019, in the service during the last 4 weeks of June (weeks ending on Sunday: 09Jun2019, 16Jun2019, 23Jun2019, 30Jun2019)
_2_yrs_Jun2019	Count on children aged 2 years, as at 30 Jun 2019, in the service during the last 4 weeks of June (weeks ending on Sunday: 09Jun2019, 16Jun2019, 23Jun2019, 30Jun2019)
_3_yrs_Jun2019	Count on children aged 3 years, as at 30 Jun 2019, in the service during the last 4 weeks of June (weeks ending on Sunday: 09Jun2019, 16Jun2019, 23Jun2019, 30Jun2019)
_4_yrs_Jun2019	Count on children aged 4 years, as at 30 Jun 2019, in the service during the last 4 weeks of June (weeks ending on Sunday: 09Jun2019, 16Jun2019, 23Jun2019, 30Jun2019)
_5_yrs_Jun2019	Count on children aged 5 years, as at 30 Jun 2019, in the service during the last 4 weeks of June (weeks ending on Sunday: 09Jun2019, 16Jun2019, 23Jun2019, 30Jun2019)
_6_yrs_Jun2019	Count on children aged 6 years, as at 30 Jun 2019, in the service during the last 4 weeks of June (weeks ending on Sunday: 09Jun2019, 16Jun2019, 23Jun2019, 30Jun2019)
_7_yrs_Jun2019	Count on children aged 7 years, as at 30 Jun 2019, in the service during the last 4 weeks of June (weeks ending on Sunday: 09Jun2019, 16Jun2019, 23Jun2019, 30Jun2019)
_8_yrs_Jun2019	Count on children aged 8 years, as at 30 Jun 2019, in the service during the last 4 weeks of June (weeks ending on Sunday: 09Jun2019, 16Jun2019, 23Jun2019, 30Jun2019)
_9_yrs_Jun2019	Count on children aged 9 years, as at 30 Jun 2019, in the service during the last 4 weeks of June (weeks ending on Sunday: 09Jun2019, 16Jun2019, 23Jun2019, 30Jun2019)
_10_yrs_Jun2019	Count on children aged 10 years, as at 30 Jun 2019, in the service during the last 4 weeks of June (weeks ending on Sunday: 09Jun2019, 16Jun2019, 23Jun2019, 30Jun2019)
_11_yrs_Jun2019	Count on children aged 11 years, as at 30 Jun 2019, in the service during the last 4 weeks of June (weeks ending on Sunday: 09Jun2019, 16Jun2019, 23Jun2019, 30Jun2019)
_12_yrs_Jun2019	Count on children aged 12 years, as at 30 Jun 2019, in the service during the last 4 weeks of June (weeks ending on Sunday: 09Jun2019, 16Jun2019, 23Jun2019, 30Jun2019)
_13plus_yrs_Jun2019	Count on children aged 13 years and over, as at 30 Jun 2019, in the service during the last 4 weeks of June (weeks ending on Sunday: 09Jun2019, 16Jun2019, 23Jun2019, 30Jun2019)
count_indig_children_Jun2019	Count on Indigenous children in the service in the last 4 weeks of June (weeks ending on Sunday: 09Jun2019, 16Jun2019, 23Jun2019, 30Jun2019)
Prop_indig_children_2019	Proportion on Children in the service in the last 4 weeks of June that are Indigenous (weeks ending on Sunday: 09Jun2019, 16Jun2019, 23Jun2019, 30Jun2019)
ACCO_Service_Flag	Denotes whether service has been identified as an ACCO service: <ul style="list-style-type: none"> • Y=Yes • N=No

Table 3 National Workforce Census 2021 Services data

Variable	Variable label
service_type	Service - Service type
service_partner_ID	Service - Service unique reference number
Service_state	State of Service
n_lic_pl	A1. Number of places this service is licensed to provide at any one time
MxCare	A2. Maximum number of children to whom care is offered at any one time
MxTyp_0_24m	A2a. Maximum number of places typically break down across age group - 0 to 24 months
MxTyp_25_35m	A2a. Maximum number of places typically break down across age group - 25 to 35 months
MxTyp_3_5y	A2a. Maximum number of places typically break down across age group - 3 to 5 years
MxTyp_6plus	A2a. Maximum number of places typically break down across age group - 6 years or older
TypCare	Total number of children on a typical day
TypCar_0_24m	A3. Number of places break down across age group on typical day - 0 to 24 months
TypCar_25_35m	A3. Number of places break down across age group on typical day - 25 to 35 months
TypCar_3_5y	A3. Number of places break down across age group on typical day - 3 to 5 years
TypCar_6plus	A3. Number of places break down across age group on typical day - 6 years or older
rlicvsmx	Ratio - Licensed places vs maximum capacity
rmxvstyp	Ratio - Maximum capacity vs Typical capacity
HasExemption	A4. Approval, exemption, or other formal permission for workers without required qualifications
NumExemption	A4i. Number of approval, exemption, or other formal permission for workers without required qualifications
A5A	A4a. Any positions with exemption require EC teaching qualification
PrimCont_Cert_III	A5. Number of primary contact staff in reference week actively working towards Certificate III level educator
PrimCont_Diploma	A5. Number of primary contact staff in reference week actively working towards Diploma level educator
PrimCont_Prob	A5. Number of primary contact staff in reference week employed as educator on a probationary basis for not more than three months
PrimCont_ECT	A5. Number of primary contact staff in reference week taken to be an early childhood teacher
PrimCont_ECT_equiv	A5. Number of primary contact staff in reference week equivalent to an early childhood teacher
A6	A6. Number of contact staff left the service P12M
rec_plan	A7. Does this service have a Reconciliation Action Plan
NumAttend_0y	B1. Number of children attending during reference week - 0 to less than 1 year
NumAttend_1y	B1. Number of children attending during reference week - 1 to less than 2 years
NumAttend_2y	B1. Number of children attending during reference week - 2 to less than 3 years
NumAttend_3y	B1. Number of children attending during reference week - 3 to less than 4 years
NumAttend_4y	B1. Number of children attending during reference week - 4 to less than 5 years
NumAttend_5y	B1. Number of children attending during reference week - 5 to less than 6 years
NumAttend_6y	B1. Number of children attending during reference week - 6 to less than 7 years
NumAttend_7y	B1. Number of children attending during reference week - 7 to less than 8 years
NumAttend_8y	B1. Number of children attending during reference week - 8 to less than 9 years

Variable	Variable label
NumAttend_9y	B1. Number of children attending during reference week - 9 to less than 10 years
NumAttend_10y	B1. Number of children attending during reference week - 10 to less than 11 years
NumAttend_11y	B1. Number of children attending during reference week - 11 to less than 12 years
NumAttend_12yplus	B1. Number of children attending during reference week - 12 years or over
NumAttendTotal	B1. Number of children attending during reference week - total
B1W	B1W. Just to confirm, you mentioned in B1 that <NumAttendTotal> children attended your service during the reference week. Is this correct?
B1X	B1X. Just to confirm, you mentioned in B1 that <NumAttendTotal> children attended your service during the reference week. Is this correct?
NumATSI_0y	B2. Number of children of Aboriginal or Torres Strait Islander origin - 0 to less than 1 year
NumATSI_1y	B2. Number of children of Aboriginal or Torres Strait Islander origin - 1 to less than 2 years
NumATSI_2y	B2. Number of children of Aboriginal or Torres Strait Islander origin - 2 to less than 3 years
NumATSI_3y	B2. Number of children of Aboriginal or Torres Strait Islander origin - 3 to less than 4 years
NumATSI_4y	B2. Number of children of Aboriginal or Torres Strait Islander origin - 4 to less than 5 years
NumATSI_5y	B2. Number of children of Aboriginal or Torres Strait Islander origin - 5 to less than 6 years
NumATSI_6y	B2. Number of children of Aboriginal or Torres Strait Islander origin - 6 to less than 7 years
NumATSI_7y	B2. Number of children of Aboriginal or Torres Strait Islander origin - 7 to less than 8 years
NumATSI_8y	B2. Number of children of Aboriginal or Torres Strait Islander origin - 8 to less than 9 years
NumATSI_9y	B2. Number of children of Aboriginal or Torres Strait Islander origin - 9 to less than 10 years
NumATSI_10y	B2. Number of children of Aboriginal or Torres Strait Islander origin - 10 to less than 11 years
NumATSI_11y	B2. Number of children of Aboriginal or Torres Strait Islander origin - 11 to less than 12 years
NumATSI_12yplus	B2. Number of children of Aboriginal or Torres Strait Islander origin - 12 years or over
NumATSITotal	B2. Number of children of Aboriginal or Torres Strait Islander origin - total
NumLOTE_0y	B3. Number of children where language other than english spoken at home - 0 to less than 1 year
NumLOTE_1y	B3. Number of children where language other than english spoken at home - 1 to less than 2 years
NumLOTE_2y	B3. Number of children where language other than english spoken at home - 2 to less than 3 years
NumLOTE_3y	B3. Number of children where language other than english spoken at home - 3 to less than 4 years
NumLOTE_4y	B3. Number of children where language other than english spoken at home - 4 to less than 5 years
NumLOTE_5y	B3. Number of children where language other than english spoken at home - 5 to less than 6 years
NumLOTE_6y	B3. Number of children where language other than english spoken at home - 6 to less than 7 years

Variable	Variable label
NumLOTE_7y	B3. Number of children where language other than english spoken at home - 7 to less than 8 years
NumLOTE_8y	B3. Number of children where language other than english spoken at home - 8 to less than 9 years
NumLOTE_9y	B3. Number of children where language other than english spoken at home - 9 to less than 10 years
NumLOTE_10y	B3. Number of children where language other than english spoken at home - 10 to less than 11 years
NumLOTE_11y	B3. Number of children where language other than english spoken at home - 11 to less than 12 years
NumLOTE_12yplus	B3. Number of children where language other than english spoken at home - 12 years or over
NumLOTETotal	B3. Number of children where language other than english spoken at home - total
NumRefugee_0y	B4. Number of children from a refugee or special humanitarian programme - 0 to less than 1 year
NumRefugee_1y	B4. Number of children from a refugee or special humanitarian programme - 1 to less than 2 years
NumRefugee_2y	B4. Number of children from a refugee or special humanitarian programme - 2 to less than 3 years
NumRefugee_3y	B4. Number of children from a refugee or special humanitarian programme - 3 to less than 4 years
NumRefugee_4y	B4. Number of children from a refugee or special humanitarian programme - 4 to less than 5 years
NumRefugee_5y	B4. Number of children from a refugee or special humanitarian programme - 5 to less than 6 years
NumRefugee_6y	B4. Number of children from a refugee or special humanitarian programme - 6 to less than 7 years
NumRefugee_7y	B4. Number of children from a refugee or special humanitarian programme - 7 to less than 8 years
NumRefugee_8y	B4. Number of children from a refugee or special humanitarian programme - 8 to less than 9 years
NumRefugee_9y	B4. Number of children from a refugee or special humanitarian programme - 9 to less than 10 years
NumRefugee_10y	B4. Number of children from a refugee or special humanitarian programme - 10 to less than 11 years
NumRefugee_11y	B4. Number of children from a refugee or special humanitarian programme - 11 to less than 12 years
NumRefugee_12yplus	B4. Number of children from a refugee or special humanitarian programme - 12 years or over
NumRefugeeTotal	B4. Number of children from a refugee or special humanitarian programme - total
TotSpcNeed_0	B5. Number of children who need additional assistance - Total children needing assistance - 0 to less than 1 year
NumSpcLAK_0y	B5. Number of children who need additional assistance - Learning and applying knowledge - 0 to less than 1 year
NumSpcCom_0y	B5. Number of children who need additional assistance - Communication - 0 to less than 1 year
NumSpcMob_0y	B5. Number of children who need additional assistance - Mobility - 0 to less than 1 year

Variable	Variable label
NumSpcSC_0y	B5. Number of children who need additional assistance - Self care - 0 to less than 1 year
NumSpcPIR_0y	B5. Number of children who need additional assistance - Inter-personal interactions and relationships - 0 to less than 1 year
NumSpcOth_0y	B5. Number of children who need additional assistance - Other areas - 0 to less than 1 year
TotSpcNeed_1	B5. Number of children who need additional assistance - Total children needing assistance - 1 to less than 2 years
NumSpcLAK_1y	B5. Number of children who need additional assistance - Learning and applying knowledge - 1 to less than 2 years
NumSpcCom_1y	B5. Number of children who need additional assistance - Communication - 1 to less than 2 years
NumSpcMob_1y	B5. Number of children who need additional assistance - Mobility - 1 to less than 2 years
NumSpcSC_1y	B5. Number of children who need additional assistance - Self care - 1 to less than 2 years
NumSpcPIR_1y	B5. Number of children who need additional assistance - Inter-personal interactions and relationships - 1 to less than 2 years
NumSpcOth_1y	B5. Number of children who need additional assistance - Other areas - 1 to less than 2 years
TotSpcNeed_2	B5. Number of children who need additional assistance - Total children needing assistance - 2 to less than 3 years
NumSpcLAK_2y	B5. Number of children who need additional assistance - Learning and applying knowledge - 2 to less than 3 years
NumSpcCom_2y	B5. Number of children who need additional assistance - Communication - 2 to less than 3 years
NumSpcMob_2y	B5. Number of children who need additional assistance - Mobility - 2 to less than 3 years
NumSpcSC_2y	B5. Number of children who need additional assistance - Self care - 2 to less than 3 years
NumSpcPIR_2y	B5. Number of children who need additional assistance - Inter-personal interactions and relationships - 2 to less than 3 years
NumSpcOth_2y	B5. Number of children who need additional assistance - Other areas - 2 to less than 3 years
TotSpcNeed_3	B5. Number of children who need additional assistance - Total children needing assistance - 3 to less than 4 years
NumSpcLAK_3y	B5. Number of children who need additional assistance - Learning and applying knowledge - 3 to less than 4 years
NumSpcCom_3y	B5. Number of children who need additional assistance - Communication - 3 to less than 4 years
NumSpcMob_3y	B5. Number of children who need additional assistance - Mobility - 3 to less than 4 years
NumSpcSC_3y	B5. Number of children who need additional assistance - Self care - 3 to less than 4 years
NumSpcPIR_3y	B5. Number of children who need additional assistance - Inter-personal interactions and relationships - 3 to less than 4 years
NumSpcOth_3y	B5. Number of children who need additional assistance - Other areas - 3 to less than 4 years
TotSpcNeed_4	B5. Number of children who need additional assistance - Total children needing assistance - 4 to less than 5 years

Variable	Variable label
NumSpclAK_4y	B5. Number of children who need additional assistance - Learning and applying knowledge - 4 to less than 5 years
NumSpcCom_4y	B5. Number of children who need additional assistance - Communication - 4 to less than 5 years
NumSpcMob_4y	B5. Number of children who need additional assistance - Mobility - 4 to less than 5 years
NumSpcSC_4y	B5. Number of children who need additional assistance - Self care - 4 to less than 5 years
NumSpclPIR_4y	B5. Number of children who need additional assistance - Inter-personal interactions and relationships - 4 to less than 5 years
NumSpcOth_4y	B5. Number of children who need additional assistance - Other areas - 4 to less than 5 years
TotSpcNeed_5	B5. Number of children who need additional assistance - Total children needing assistance - 5 to less than 6 years
NumSpclAK_5y	B5. Number of children who need additional assistance - Learning and applying knowledge - 5 to less than 6 years
NumSpcCom_5y	B5. Number of children who need additional assistance - Communication - 5 to less than 6 years
NumSpcMob_5y	B5. Number of children who need additional assistance - Mobility - 5 to less than 6 years
NumSpcSC_5y	B5. Number of children who need additional assistance - Self care - 5 to less than 6 years
NumSpclPIR_5y	B5. Number of children who need additional assistance - Inter-personal interactions and relationships - 5 to less than 6 years
NumSpcOth_5y	B5. Number of children who need additional assistance - Other areas - 5 to less than 6 years
TotSpcNeed_6	B5. Number of children who need additional assistance - Total children needing assistance - 6 to less than 7 years
NumSpclAK_6y	B5. Number of children who need additional assistance - Learning and applying knowledge - 6 to less than 7 years
NumSpcCom_6y	B5. Number of children who need additional assistance - Communication - 6 to less than 7 years
NumSpcMob_6y	B5. Number of children who need additional assistance - Mobility - 6 to less than 7 years
NumSpcSC_6y	B5. Number of children who need additional assistance - Self care - 6 to less than 7 years
NumSpclPIR_6y	B5. Number of children who need additional assistance - Inter-personal interactions and relationships - 6 to less than 7 years
NumSpcOth_6y	B5. Number of children who need additional assistance - Other areas - 6 to less than 7 years
TotSpcNeed_7	B5. Number of children who need additional assistance - Total children needing assistance - 7 to less than 8 years
NumSpclAK_7y	B5. Number of children who need additional assistance - Learning and applying knowledge - 7 to less than 8 years
NumSpcCom_7y	B5. Number of children who need additional assistance - Communication - 7 to less than 8 years
NumSpcMob_7y	B5. Number of children who need additional assistance - Mobility - 7 to less than 8 years
NumSpcSC_7y	B5. Number of children who need additional assistance - Self care - 7 to less than 8 years

Variable	Variable label
NumSpclPIR_7y	B5. Number of children who need additional assistance - Inter-personal interactions and relationships - 7 to less than 8 years
NumSpcOth_7y	B5. Number of children who need additional assistance - Other areas - 7 to less than 8 years
TotSpcNeed_8	B5. Number of children who need additional assistance - Total children needing assistance - 8 to less than 9 years
NumSpcLAK_8y	B5. Number of children who need additional assistance - Learning and applying knowledge - 8 to less than 9 years
NumSpcCom_8y	B5. Number of children who need additional assistance - Communication - 8 to less than 9 years
NumSpcMob_8y	B5. Number of children who need additional assistance - Mobility - 8 to less than 9 years
NumSpcSC_8y	B5. Number of children who need additional assistance - Self care - 8 to less than 9 years
NumSpclPIR_8y	B5. Number of children who need additional assistance - Inter-personal interactions and relationships - 8 to less than 9 years
NumSpcOth_8y	B5. Number of children who need additional assistance - Other areas - 8 to less than 9 years
TotSpcNeed_9	B5. Number of children who need additional assistance - Total children needing assistance - 9 to less than 10 years
NumSpcLAK_9y	B5. Number of children who need additional assistance - Learning and applying knowledge - 9 to less than 10 years
NumSpcCom_9y	B5. Number of children who need additional assistance - Communication - 9 to less than 10 years
NumSpcMob_9y	B5. Number of children who need additional assistance - Mobility - 9 to less than 10 years
NumSpcSC_9y	B5. Number of children who need additional assistance - Self care - 9 to less than 10 years
NumSpclPIR_9y	B5. Number of children who need additional assistance - Inter-personal interactions and relationships - 9 to less than 10 years
NumSpcOth_9y	B5. Number of children who need additional assistance - Other areas - 9 to less than 10 years
TotSpcNeed_10	B5. Number of children who need additional assistance - Total children needing assistance - 10 to less than 11 years
NumSpcLAK_10y	B5. Number of children who need additional assistance - Learning and applying knowledge - 10 to less than 11 years
NumSpcCom_10y	B5. Number of children who need additional assistance - Communication - 10 to less than 11 years
NumSpcMob_10y	B5. Number of children who need additional assistance - Mobility - 10 to less than 11 years
NumSpcSC_10y	B5. Number of children who need additional assistance - Self care - 10 to less than 11 years
NumSpclPIR_10y	B5. Number of children who need additional assistance - Inter-personal interactions and relationships - 10 to less than 11 years
NumSpcOth_10y	B5. Number of children who need additional assistance - Other areas - 10 to less than 11 years
TotSpcNeed_11	B5. Number of children who need additional assistance - Total children needing assistance - 11 to less than 12 years
NumSpcLAK_11y	B5. Number of children who need additional assistance - Learning and applying knowledge - 11 to less than 12 years

Variable	Variable label
NumSpcCom_11y	B5. Number of children who need additional assistance - Communication - 11 to less than 12 years
NumSpcMob_11y	B5. Number of children who need additional assistance - Mobility - 11 to less than 12 years
NumSpcSC_11y	B5. Number of children who need additional assistance - Self care - 11 to less than 12 years
NumSpcPIR_11y	B5. Number of children who need additional assistance - Inter-personal interactions and relationships - 11 to less than 12 years
NumSpcOth_11y	B5. Number of children who need additional assistance - Other areas - 11 to less than 12 years
TotSpcNeed_12plus	B5. Number of children who need additional assistance - Total children needing assistance - 12 years or over
NumSpcLAK_12yplus	B5. Number of children who need additional assistance - Learning and applying knowledge - 12 years or over
NumSpcCom_12yplus	B5. Number of children who need additional assistance - Communication - 12 years or over
NumSpcMob_12yplus	B5. Number of children who need additional assistance - Mobility - 12 years or over
NumSpcSC_12yplus	B5. Number of children who need additional assistance - Self care - 12 years or over
NumSpcPIR_12yplus	B5. Number of children who need additional assistance - Inter-personal interactions and relationships - 12 years or over
NumSpcOth_12yplus	B5. Number of children who need additional assistance - Other areas - 12 years or over
NumSpcLAK_total	B5. Number of children who need additional assistance - Learning and applying knowledge - total
NumSpcCom_total	B5. Number of children who need additional assistance - Communication - total
NumSpcMob_total	B5. Number of children who need additional assistance - Mobility - total
NumSpcSC_total	B5. Number of children who need additional assistance - Self care - total
NumSpcPIR_total	B5. Number of children who need additional assistance - Inter-personal interactions and relationships - total
NumSpcOth_total	B5. Number of children who need additional assistance - Other areas - total
TOTSpcNeed_total	B5. Number of children who need additional assistance - Total children needing assistance - total
PreSch_Deliver	C1. Any workers in service deliver or assist in delivering an in-house program
PreSch_Hours	C1a. How many hours of in-house program were delivered by this service?
PreSch_HowDelivered	C1b. How is the in-house program delivered in this service?
Curric_NEYLF	C2. Is the in-house program based on a specific curriculum or framework? Early Years Learning Framework
Curric_StatT	C2. Is the in-house program based on a specific curriculum or framework? State / Territory curriculum or framework
Curric_Other	C2. Is the in-house program based on a specific curriculum or framework? Other curriculum or framework
Curric_None	C2. Is the in-house program based on a specific curriculum or framework? - No
Curric_DK	C2. Is the in-house program based on a specific curriculum or framework? - Don't know
C4_new2021	C3. Highest level of relevant educational qualification of the staff member who was responsible for face-to-face delivery of the program
C5A_1	C4a. Number of children enrolled in in-house program - 3 to less than 4 years
C5A_2	C4a. Number of children enrolled in in-house program - 4 to less than 5 years

Variable	Variable label
C5A_3	C4a. Number of children enrolled in in-house program - 5 to less than 6 years
C5A_4	C4a. Number of children enrolled in in-house program - 6 years or over
c5a_total	C4a. Number of children enrolled in in-house program - total
C5B_1	C4b. Number of children attended program during reference week - 3 to less than 4 years
C5B_2	C4b. Number of children attended program during reference week - 4 to less than 5 years
C5B_3	C4b. Number of children attended program during reference week - 5 to less than 6 years
C5B_4	C4b. Number of children attended program during reference week - 6 years or over
c5b_total	C4b. Number of children attended program during reference week - total
C5D_1	C4c. Number of enrolled children require additional assistance - 3 to less than 4 years
C5D_2	C4c. Number of enrolled children require additional assistance - 4 to less than 5 years
C5D_3	C4c. Number of enrolled children require additional assistance - 5 to less than 6 years
C5D_4	C4c. Number of enrolled children require additional assistance - 6 years or over
c5d_total	C4c. Number of enrolled children require additional assistance - total
PRIMARY_orig	Number of Primary Contact Staff - from Registration / Service data
OTHER_CON_orig	Number of Other Contact Staff - from Registration / Service data
MGMT_ADMIN_orig	Number of Management / Admin Staff - from Registration / Service data
OTHER_orig	Number of Other / Support Staff - from Registration / Service data
TOTAL_orig	Total number of Staff - from Registration / Service data
CON_TOTAL_orig	Total number of Contact Staff - from Registration / Service data
OTH_TOTAL_orig	Total number of Non-contact Staff - from Registration / Service data
PRIMARY	Number of Primary Contact Staff - from Worker data
OTHER_CON	Number of Other Contact Staff - from Worker data
MGMT_ADMIN	Number of Management / Admin Staff - from Worker data
OTHER	Number of Other / Support Staff - from Worker data
TOTAL	Total number of Staff - from Worker data
CON_TOTAL	Total number of Contact Staff - from Worker data
OTH_TOTAL	Total number of Non-contact Staff - from Worker data
weight1s	Service weight - State by service type
weight2s	Service weight - State by service type by remoteness

Table 4 National Workforce Census 2021 Workers data

Variable	Variable Label
WID	Worker ID
service_type	Service - Service type
service_partner_ID	Service - Service unique reference number
service_state	State of Service
PreSch_Deliver	C1. Any workers in service deliver or assist in delivering an in-house program
PreSch_Hours	C1a. How many hours of in-house program were delivered by this service?
PreSch_HowDelivered	C1b. How is the in-house program delivered in this service?
Curric_NEYLF	C2. Is the in-house program based on a specific curriculum or framework? Early Years Learning Framework
Curric_StatT	C2. Is the in-house program based on a specific curriculum or framework? State / Territory curriculum or framework
Curric_Other	C2. Is the in-house program based on a specific curriculum or framework? Other curriculum or framework
Curric_None	C2. Is the in-house program based on a specific curriculum or framework? - No
Curric_DK	C2. Is the in-house program based on a specific curriculum or framework? - Don't know
C4_new2021	C3. Highest level of relevant educational qualification of the staff member who was responsible for face-to-face delivery of the program
C5A_1	C4a. Number of children enrolled in in-house program - 3 to less than 4 years
C5A_2	C4a. Number of children enrolled in in-house program - 4 to less than 5 years
C5A_3	C4a. Number of children enrolled in in-house program - 5 to less than 6 years
C5A_4	C4a. Number of children enrolled in in-house program - 6 years or over
c5a_total	C4a. Number of children enrolled in in-house program - total
C5B_1	C4b. Number of children attended program during reference week - 3 to less than 4 years
C5B_2	C4b. Number of children attended program during reference week - 4 to less than 5 years
C5B_3	C4b. Number of children attended program during reference week - 5 to less than 6 years
C5B_4	C4b. Number of children attended program during reference week - 6 years or over
c5b_total	C4b. Number of children attended program during reference week - total
C5D_1	C4c. Number of enrolled children require additional assistance - 3 to less than 4 years
C5D_2	C4c. Number of enrolled children require additional assistance - 4 to less than 5 years
C5D_3	C4c. Number of enrolled children require additional assistance - 5 to less than 6 years
C5D_4	C4c. Number of enrolled children require additional assistance - 6 years or over
c5d_total	C4c. Number of enrolled children require additional assistance - total
PRIMARY_orig	Number of Primary Contact Staff - from Registration / Service data
OTHER_CON_orig	Number of Other Contact Staff - from Registration / Service data
MGMT_ADMIN_orig	Number of Management / Admin Staff - from Registration / Service data
OTHER_orig	Number of Other / Support Staff - from Registration / Service data
TOTAL_orig	Total number of Staff - from Registration / Service data
CON_TOTAL_orig	Total number of Contact Staff - from Registration / Service data
OTH_TOTAL_orig	Total number of Non-contact Staff - from Registration / Service data
PRIMARY	Number of Primary Contact Staff - from Worker data
OTHER_CON	Number of Other Contact Staff - from Worker data
MGMT_ADMIN	Number of Management / Admin Staff - from Worker data

Variable	Variable Label
OTHER	Number of Other / Support Staff - from Worker data
TOTAL	Total number of Staff - from Worker data
CON_TOTAL	Total number of Contact Staff - from Worker data
OTH_TOTAL	Total number of Non-contact Staff - from Worker data
FDC_Ratio	Ratio of reported contact workers compared to DESE records - derived
Contact_Ratio	Contact workers to children ratio - derived
worker_diff	Flag records with a large difference between original and file staff numbers
FDC_ratio_flag	Flag records with a FDC contact ratio of below 2 or above 10
StaffAge	D2a. Age of worker
age_grp	Age group - derived from StaffAge
Sex	D2b. Gender of worker
emp_paid	D3. Work paid or unpaid
wage_v_award	D3a. Worker's wage compared to the award rate for their position
weekly_wage	D3b. Weekly wages of worker
emp_type	D4. Main type of work
all_roles_new2021_Principal	D4a_1. Principal / director / coordinator / educational leader
all_roles_new2021_Group Leader	D4a_2. Group leader
all_roles_new2021_ECT	D4a_3. Early childhood teacher
all_roles_new2021_FDCIHC	D4a_4. Family Day Care or In-Home Care educator / assistant
all_roles_new2021_Assistant	D4a_5. Assistant / aide
all_roles_new2021_OthContact	D4a_6. Other contact worker (e.g. dance teacher, music therapist, disability support worker, librarian or speech therapist)
all_roles_new2021_NonContact	D4a_7. Non-contact worker
emp_role_new2021	D5. Main role
DeliveryTime	D6. Hours in total spent in face-to-face delivery of the in-house kindergarten/preschool program
emp_stat_new2021	D7. Employment status
emp_term	D8. Employment arrangements/terms
emp_term_cat	D8. Employment arrangements/terms - categories
work_tm	D9. Actual hours worked
yrs_exp	D10. Years of experience in early childhood and care sector
yrs_emp	D11. Years of experience with this service
yrs_con	D12. Years as a contact worker with this service
high_qual	D13. Field of highest completed qualification
highattain_new2021	D14. Highest level of relevant qualification
highattain_strd_cat	D14. Highest level of relevant qualification - categories
studying	D15. Currently enrolled in studying for qualification
Studying_fields_new2021	D16. Currently fields that enrolled in studying for qualification
Studying_levels	D17. Currently level that enrolled in studying for qualification
Train_MgmtHR	D18. Management, Human Resource Management or Supervision Leadership or Ethics Training
Train_Fin	D18. Financial or risk management training
Train_Peda	D18. Training to strengthen pedagogy or practice
Train_CultDiv	D18. Inclusion training to support cultural diversity
Train_SpcNeeds	D18. Inclusion training to support children with disabilities and additional needs

Variable	Variable Label
Train_ATSI	D18. Aboriginal or Torres Strait Islander cultural awareness or training in reconciliation
Train_SpecCurr	D18. Training in specific curriculum areas (eg STEM, Literacy, Music)
Train_Oth	D18. Other relevant training courses
Train_NoTrain	D18. No professional development training undertaken by this worker
fallstaff	Filter - All staff for reporting (hours worked > 0)
fallconstaff	Filter - All contact staff
fpdconstaff	Filter - Paid contact staff
qual_cat	Filter - Highest qualification (category)
weight1w	Service weight - state by size, type by size, state by type
weight2w	Service weight - state by size, type by size, state by type by remoteness

Table 5 National Workforce Census 2016 Services data

Variable	Variable Label
ServiceType	Service Type
service_partner_ID	Service - Service unique reference number
State	State
n_lic_pl	A1. Number of places is this service licensed to provide at any one time
MxCare	A2. Maximum number of children to whom care is offered at any one time
MxTyp_0_24m	A2a. Maximum number of places typically break down across age group - 0 to 24 months
MxTyp_25_35m	A2a. Maximum number of places typically break down across age group - 25 to 35 months
MxTyp_3_5y	A2a. Maximum number of places typically break down across age group - 3 to 5 years
MxTyp_6plus	A2a. Maximum number of places typically break down across age group - 6 years or older
TypCar_0_24m	A3. Number of places break down across age group on typical day - 0 to 24 months
TypCar_25_35m	A3. Number of places break down across age group on typical day - 25 to 35 months
TypCar_3_5y	A3. Number of places break down across age group on typical day - 3 to 5 years
TypCar_6plus	A3. Number of places break down across age group on typical day - 6 years or older
HasExemption	A4. Approval, exemption, or other formal permission for workers without required qualifications
NumExemption	A4i. Number of approval, exemption, or other formal permission for workers without required qualifications
A5A	A4a. Any positions with exemption require EC teaching qualification
A6	A5. Number of contact staff left the service P12M
NumAttend_0y	B1. Number of children attending during reference week - 0 to less than 1 year
NumAttend_1y	B1. Number of children attending during reference week - 1 to less than 2 years
NumAttend_2y	B1. Number of children attending during reference week - 2 to less than 3 years
NumAttend_3y	B1. Number of children attending during reference week - 3 to less than 4 years
NumAttend_4y	B1. Number of children attending during reference week - 4 to less than 5 years
NumAttend_5y	B1. Number of children attending during reference week - 5 to less than 6 years
NumAttend_6y	B1. Number of children attending during reference week - 6 to less than 7 years
NumAttend_7y	B1. Number of children attending during reference week - 7 to less than 8 years
NumAttend_8y	B1. Number of children attending during reference week - 8 to less than 9 years
NumAttend_9y	B1. Number of children attending during reference week - 9 to less than 10 years
NumAttend_10y	B1. Number of children attending during reference week - 10 to less than 11 years
NumAttend_11y	B1. Number of children attending during reference week - 11 to less than 12 years
NumAttend_12yplus	B1. Number of children attending during reference week - 12 years or over
NumAttendTotal	B1. Number of children attending during reference week - total
NumATSI_0y	B2. Number of children of Aboriginal or Torres Strait Islander origin - 0 to less than 1 year
NumATSI_1y	B2. Number of children of Aboriginal or Torres Strait Islander origin - 1 to less than 2 years
NumATSI_2y	B2. Number of children of Aboriginal or Torres Strait Islander origin - 2 to less than 3 years
NumATSI_3y	B2. Number of children of Aboriginal or Torres Strait Islander origin - 3 to less than 4 years

Variable	Variable Label
NumATSI_4y	B2. Number of children of Aboriginal or Torres Strait Islander origin - 4 to less than 5 years
NumATSI_5y	B2. Number of children of Aboriginal or Torres Strait Islander origin - 5 to less than 6 years
NumATSI_6y	B2. Number of children of Aboriginal or Torres Strait Islander origin - 6 to less than 7 years
NumATSI_7y	B2. Number of children of Aboriginal or Torres Strait Islander origin - 7 to less than 8 years
NumATSI_8y	B2. Number of children of Aboriginal or Torres Strait Islander origin - 8 to less than 9 years
NumATSI_9y	B2. Number of children of Aboriginal or Torres Strait Islander origin - 9 to less than 10 years
NumATSI_10y	B2. Number of children of Aboriginal or Torres Strait Islander origin - 10 to less than 11 years
NumATSI_11y	B2. Number of children of Aboriginal or Torres Strait Islander origin - 11 to less than 12 years
NumATSI_12yplus	B2. Number of children of Aboriginal or Torres Strait Islander origin - 12 years or over
NumATSITotal	B2. Number of children of Aboriginal or Torres Strait Islander origin - total
NumLOTE_0y	B3. Number of children where language other than english spoken at home - 0 to less than 1 year
NumLOTE_1y	B3. Number of children where language other than english spoken at home - 1 to less than 2 years
NumLOTE_2y	B3. Number of children where language other than english spoken at home - 2 to less than 3 years
NumLOTE_3y	B3. Number of children where language other than english spoken at home - 3 to less than 4 years
NumLOTE_4y	B3. Number of children where language other than english spoken at home - 4 to less than 5 years
NumLOTE_5y	B3. Number of children where language other than english spoken at home - 5 to less than 6 years
NumLOTE_6y	B3. Number of children where language other than english spoken at home - 6 to less than 7 years
NumLOTE_7y	B3. Number of children where language other than english spoken at home - 7 to less than 8 years
NumLOTE_8y	B3. Number of children where language other than english spoken at home - 8 to less than 9 years
NumLOTE_9y	B3. Number of children where language other than english spoken at home - 9 to less than 10 years
NumLOTE_10y	B3. Number of children where language other than english spoken at home - 10 to less than 11 years
NumLOTE_11y	B3. Number of children where language other than english spoken at home - 11 to less than 12 years
NumLOTE_12yplus	B3. Number of children where language other than english spoken at home - 12 years or over
NumLOTETotal	B3. Number of children where language other than english spoken at home - total
NumRefugee_0y	B4. Number of children from a refugee or special humanitarian programme - 0 to less than 1 year
NumRefugee_1y	B4. Number of children from a refugee or special humanitarian programme - 1 to less than 2 years
NumRefugee_2y	B4. Number of children from a refugee or special humanitarian programme - 2 to less than 3 years
NumRefugee_3y	B4. Number of children from a refugee or special humanitarian programme - 3 to less than 4 years
NumRefugee_4y	B4. Number of children from a refugee or special humanitarian programme - 4 to less than 5 years

Variable	Variable Label
NumRefugee_5y	B4. Number of children from a refugee or special humanitarian programme - 5 to less than 6 years
NumRefugee_6y	B4. Number of children from a refugee or special humanitarian programme - 6 to less than 7 years
NumRefugee_7y	B4. Number of children from a refugee or special humanitarian programme - 7 to less than 8 years
NumRefugee_8y	B4. Number of children from a refugee or special humanitarian programme - 8 to less than 9 years
NumRefugee_9y	B4. Number of children from a refugee or special humanitarian programme - 9 to less than 10 years
NumRefugee_10y	B4. Number of children from a refugee or special humanitarian programme - 10 to less than 11 years
NumRefugee_11y	B4. Number of children from a refugee or special humanitarian programme - 11 to less than 12 years
NumRefugee_12yplus	B4. Number of children from a refugee or special humanitarian programme - 12 years or over
NumRefugeeTotal	B4. Number of children from a refugee or special humanitarian programme - total
NumSpcLAK_0y	B5. Number of children who need additional assistance - Learning and applying knowledge - 0 to less than 1 year
NumSpcLAK_1y	B5. Number of children who need additional assistance - Learning and applying knowledge - 1 to less than 2 years
NumSpcLAK_2y	B5. Number of children who need additional assistance - Learning and applying knowledge - 2 to less than 3 years
NumSpcLAK_3y	B5. Number of children who need additional assistance - Learning and applying knowledge - 3 to less than 4 years
NumSpcLAK_4y	B5. Number of children who need additional assistance - Learning and applying knowledge - 4 to less than 5 years
NumSpcLAK_5y	B5. Number of children who need additional assistance - Learning and applying knowledge - 5 to less than 6 years
NumSpcLAK_6y	B5. Number of children who need additional assistance - Learning and applying knowledge - 6 to less than 7 years
NumSpcLAK_7y	B5. Number of children who need additional assistance - Learning and applying knowledge - 7 to less than 8 years
NumSpcLAK_8y	B5. Number of children who need additional assistance - Learning and applying knowledge - 8 to less than 9 years
NumSpcLAK_9y	B5. Number of children who need additional assistance - Learning and applying knowledge - 9 to less than 10 years
NumSpcLAK_10y	B5. Number of children who need additional assistance - Learning and applying knowledge - 10 to less than 11 years
NumSpcLAK_11y	B5. Number of children who need additional assistance - Learning and applying knowledge - 11 to less than 12 years
NumSpcLAK_12yplus	B5. Number of children who need additional assistance - Learning and applying knowledge - 12 years or over
NumSpcLAK_total	B5. Number of children who need additional assistance - Learning and applying knowledge - total
NumSpcCom_0y	B5. Number of children who need additional assistance - Communication - 0 to less than 1 year
NumSpcCom_1y	B5. Number of children who need additional assistance - Communication - 1 to less than 2 years
NumSpcCom_2y	B5. Number of children who need additional assistance - Communication - 2 to less than 3 years
NumSpcCom_3y	B5. Number of children who need additional assistance - Communication - 3 to less than 4 years
NumSpcCom_4y	B5. Number of children who need additional assistance - Communication - 4 to less than 5 years

Variable	Variable Label
NumSpcCom_5y	B5. Number of children who need additional assistance - Communication - 5 to less than 6 years
NumSpcCom_6y	B5. Number of children who need additional assistance - Communication - 6 to less than 7 years
NumSpcCom_7y	B5. Number of children who need additional assistance - Communication - 7 to less than 8 years
NumSpcCom_8y	B5. Number of children who need additional assistance - Communication - 8 to less than 9 years
NumSpcCom_9y	B5. Number of children who need additional assistance - Communication - 9 to less than 10 years
NumSpcCom_10y	B5. Number of children who need additional assistance - Communication - 10 to less than 11 years
NumSpcCom_11y	B5. Number of children who need additional assistance - Communication - 11 to less than 12 years
NumSpcCom_12yplus	B5. Number of children who need additional assistance - Communication - 12 years or over
NumSpcCom_total	B5. Number of children who need additional assistance - Communication - total
NumSpcMob_0y	B5. Number of children who need additional assistance - Mobility - 0 to less than 1 year
NumSpcMob_1y	B5. Number of children who need additional assistance - Mobility - 1 to less than 2 years
NumSpcMob_2y	B5. Number of children who need additional assistance - Mobility - 2 to less than 3 years
NumSpcMob_3y	B5. Number of children who need additional assistance - Mobility - 3 to less than 4 years
NumSpcMob_4y	B5. Number of children who need additional assistance - Mobility - 4 to less than 5 years
NumSpcMob_5y	B5. Number of children who need additional assistance - Mobility - 5 to less than 6 years
NumSpcMob_6y	B5. Number of children who need additional assistance - Mobility - 6 to less than 7 years
NumSpcMob_7y	B5. Number of children who need additional assistance - Mobility - 7 to less than 8 years
NumSpcMob_8y	B5. Number of children who need additional assistance - Mobility - 8 to less than 9 years
NumSpcMob_9y	B5. Number of children who need additional assistance - Mobility - 9 to less than 10 years
NumSpcMob_10y	B5. Number of children who need additional assistance - Mobility - 10 to less than 11 years
NumSpcMob_11y	B5. Number of children who need additional assistance - Mobility - 11 to less than 12 years
NumSpcMob_12yplus	B5. Number of children who need additional assistance - Mobility - 12 years or over
NumSpcMob_total	B5. Number of children who need additional assistance - Mobility - total
NumSpcSC_0y	B5. Number of children who need additional assistance - Self care - 0 to less than 1 year
NumSpcSC_1y	B5. Number of children who need additional assistance - Self care - 1 to less than 2 years
NumSpcSC_2y	B5. Number of children who need additional assistance - Self care - 2 to less than 3 years
NumSpcSC_3y	B5. Number of children who need additional assistance - Self care - 3 to less than 4 years
NumSpcSC_4y	B5. Number of children who need additional assistance - Self care - 4 to less than 5 years
NumSpcSC_5y	B5. Number of children who need additional assistance - Self care - 5 to less than 6 years

Variable	Variable Label
NumSpcSC_6y	B5. Number of children who need additional assistance - Self care - 6 to less than 7 years
NumSpcSC_7y	B5. Number of children who need additional assistance - Self care - 7 to less than 8 years
NumSpcSC_8y	B5. Number of children who need additional assistance - Self care - 8 to less than 9 years
NumSpcSC_9y	B5. Number of children who need additional assistance - Self care - 9 to less than 10 years
NumSpcSC_10y	B5. Number of children who need additional assistance - Self care - 10 to less than 11 years
NumSpcSC_11y	B5. Number of children who need additional assistance - Self care - 11 to less than 12 years
NumSpcSC_12yplus	B5. Number of children who need additional assistance - Self care - 12 years or over
NumSpcSC_total	B5. Number of children who need additional assistance - Self care - total
NumSpcPIR_0y	B5. Number of children who need additional assistance - Inter-personal interactions and relationships - 0 to less than 1 year
NumSpcPIR_1y	B5. Number of children who need additional assistance - Inter-personal interactions and relationships - 1 to less than 2 years
NumSpcPIR_2y	B5. Number of children who need additional assistance - Inter-personal interactions and relationships - 2 to less than 3 years
NumSpcPIR_3y	B5. Number of children who need additional assistance - Inter-personal interactions and relationships - 3 to less than 4 years
NumSpcPIR_4y	B5. Number of children who need additional assistance - Inter-personal interactions and relationships - 4 to less than 5 years
NumSpcPIR_5y	B5. Number of children who need additional assistance - Inter-personal interactions and relationships - 5 to less than 6 years
NumSpcPIR_6y	B5. Number of children who need additional assistance - Inter-personal interactions and relationships - 6 to less than 7 years
NumSpcPIR_7y	B5. Number of children who need additional assistance - Inter-personal interactions and relationships - 7 to less than 8 years
NumSpcPIR_8y	B5. Number of children who need additional assistance - Inter-personal interactions and relationships - 8 to less than 9 years
NumSpcPIR_9y	B5. Number of children who need additional assistance - Inter-personal interactions and relationships - 9 to less than 10 years
NumSpcPIR_10y	B5. Number of children who need additional assistance - Inter-personal interactions and relationships - 10 to less than 11 years
NumSpcPIR_11y	B5. Number of children who need additional assistance - Inter-personal interactions and relationships - 11 to less than 12 years
NumSpcPIR_12yplus	B5. Number of children who need additional assistance - Inter-personal interactions and relationships - 12 years or over
NumSpcPIR_total	B5. Number of children who need additional assistance - Inter-personal interactions and relationships - total
NumSpcOth_0y	B5. Number of children who need additional assistance - Other areas - 0 to less than 1 year
NumSpcOth_1y	B5. Number of children who need additional assistance - Other areas - 1 to less than 2 years
NumSpcOth_2y	B5. Number of children who need additional assistance - Other areas - 2 to less than 3 years
NumSpcOth_3y	B5. Number of children who need additional assistance - Other areas - 3 to less than 4 years
NumSpcOth_4y	B5. Number of children who need additional assistance - Other areas - 4 to less than 5 years
NumSpcOth_5y	B5. Number of children who need additional assistance - Other areas - 5 to less than 6 years

Variable	Variable Label
NumSpcOth_6y	B5. Number of children who need additional assistance - Other areas - 6 to less than 7 years
NumSpcOth_7y	B5. Number of children who need additional assistance - Other areas - 7 to less than 8 years
NumSpcOth_8y	B5. Number of children who need additional assistance - Other areas - 8 to less than 9 years
NumSpcOth_9y	B5. Number of children who need additional assistance - Other areas - 9 to less than 10 years
NumSpcOth_10y	B5. Number of children who need additional assistance - Other areas - 10 to less than 11 years
NumSpcOth_11y	B5. Number of children who need additional assistance - Other areas - 11 to less than 12 years
NumSpcOth_12yplus	B5. Number of children who need additional assistance - Other areas - 12 years or over
NumSpcOth_total	B5. Number of children who need additional assistance - Other areas - total
TotSpcNeed_0	B5. Number of children who need additional assistance - Total children needing assistance - 0 to less than 1 year
TotSpcNeed_1	B5. Number of children who need additional assistance - Total children needing assistance - 1 to less than 2 years
TotSpcNeed_2	B5. Number of children who need additional assistance - Total children needing assistance - 2 to less than 3 years
TotSpcNeed_3	B5. Number of children who need additional assistance - Total children needing assistance - 3 to less than 4 years
TotSpcNeed_4	B5. Number of children who need additional assistance - Total children needing assistance - 4 to less than 5 years
TotSpcNeed_5	B5. Number of children who need additional assistance - Total children needing assistance - 5 to less than 6 years
TotSpcNeed_6	B5. Number of children who need additional assistance - Total children needing assistance - 6 to less than 7 years
TotSpcNeed_7	B5. Number of children who need additional assistance - Total children needing assistance - 7 to less than 8 years
TotSpcNeed_8	B5. Number of children who need additional assistance - Total children needing assistance - 8 to less than 9 years
TotSpcNeed_9	B5. Number of children who need additional assistance - Total children needing assistance - 9 to less than 10 years
TotSpcNeed_10	B5. Number of children who need additional assistance - Total children needing assistance - 10 to less than 11 years
TotSpcNeed_11	B5. Number of children who need additional assistance - Total children needing assistance - 11 to less than 12 years
TotSpcNeed_12yplus	B5. Number of children who need additional assistance - Total children needing assistance - 12 years or over
TOTSpcNeed_total	B5. Number of children who need additional assistance - Total children needing assistance - total
PreSch_Deliver	C1. Any workers in service deliver or assist in delivering an in-house program
Curric_NEYLF	C2. Program delivered to curriculum or framework - Yes (Early Years Learning Framework)
Curric_StatT	C2. Program delivered to curriculum or framework - Yes (State / Territory curriculum or framework)
Curric_Other	C2. Program delivered to curriculum or framework - Yes (other curriculum or framework)
Curric_None	C2. Program delivered to curriculum or framework - No
Curric_DK	C2. Program delivered to curriculum or framework - Don't Know
Curric_999	C2. Program delivered to curriculum or framework - Not answered
C4	C3. In-house program delivered by teacher with university quals in relevant field
C5A_1	C4a. Number of children enrolled in in-house program - 3 to less than 4 years

Variable	Variable Label
C5A_2	C4a. Number of children enrolled in in-house program - 4 to less than 5 years
C5A_3	C4a. Number of children enrolled in in-house program - 5 to less than 6 years
C5A_4	C4a. Number of children enrolled in in-house program - 6 years or over
c5a_total	C4a. Number of children enrolled in in-house program - total
C5B_1	C4b. Number of children attended program during reference week - 3 to less than 4 years
C5B_2	C4b. Number of children attended program during reference week - 4 to less than 5 years
C5B_3	C4b. Number of children attended program during reference week - 5 to less than 6 years
C5B_4	C4b. Number of children attended program during reference week - 6 years or over
c5b_total	C4b. Number of children attended program during reference week - total
C5D_1	C4c. Number of enrolled children require additional assistance - 3 to less than 4 years
C5D_2	C4c. Number of enrolled children require additional assistance - 4 to less than 5 years
C5D_3	C4c. Number of enrolled children require additional assistance - 5 to less than 6 years
C5D_4	C4c. Number of enrolled children require additional assistance - 6 years or over
c5d_total	C4c. Number of enrolled children require additional assistance - total
rlicvsmx	Ratio - Licensed places vs maximum capacity
rmxvstyp	Ratio - Maximum capacity vs Typical capacity
weight1s	Service level weighting variable 1 - State by Service Type
weight2s	Service level weighting variable 2 - State by Service Type by Remoteness

Table 6 National Workforce Census 2016 Workers data

Variable	Variable Label
WID	Worker ID
ServiceType	Service Type
service_partner_ID	Service - Service unique reference number
State	State
PreSch_Deliver	C1. Any workers in service deliver or assist in delivering an in-house program
Curric_NEYLF	C2. Program delivered to curriculum or framework - Yes (Early Years Learning Framework)
Curric_StatT	C2. Program delivered to curriculum or framework - Yes (State / Territory curriculum or framework)
Curric_Other	C2. Program delivered to curriculum or framework - Yes (other curriculum or framework)
Curric_None	C2. Program delivered to curriculum or framework - No
Curric_DK	C2. Program delivered to curriculum or framework - Don't Know
Curric_999	C2. Program delivered to curriculum or framework - Not answered
C4	C3. In-house program delivered by teacher with university quals in relevant field
C5A_1	C4a - Number of children enrolled in in-house program - 3 to less than 4 years
C5A_2	C4a - Number of children enrolled in in-house program - 4 to less than 5 years
C5A_3	C4a - Number of children enrolled in in-house program - 5 to less than 6 years
C5A_4	C4a - Number of children enrolled in in-house program - 6 years or over
c5a_total	C4a - Number of children enrolled in in-house program - total
C5B_1	C4b - Number of children attended program during reference week - 3 to less than 4 years
C5B_2	C4b - Number of children attended program during reference week - 4 to less than 5 years
C5B_3	C4b - Number of children attended program during reference week - 5 to less than 6 years
C5B_4	C4b - Number of children attended program during reference week - 6 years or over
c5b_total	C4b - Number of children attended program during reference week - total
C5D_1	C4c - Number of enrolled children require additional assistance - 3 to less than 4 years
C5D_2	C4c - Number of enrolled children require additional assistance - 4 to less than 5 years
C5D_3	C4c - Number of enrolled children require additional assistance - 5 to less than 6 years
C5D_4	C4c - Number of enrolled children require additional assistance - 6 years or over
c5d_total	C4c - Number of enrolled children require additional assistance - total
StaffAge	D2a. Age
age_grp	D2a. Age - Categories
Sex	D2b. Gender
emp_paid	D3. Work paid or unpaid
emp_paid_new	D3. Work paid or unpaid
emp_type	D4. Main type of work
emp_type_new	D4. Main type of work
emp_role	D5. Main role
emp_role_new	D5. Main role
DeliveryTime	D6. Hours in total spent in face-to-face delivery of the in-house kindergarten/preschool program
emp_stat	D7. Employment status
emp_term	D8. Employment arrangements/terms

Variable	Variable Label
emp_term_cat	D8. Employment arrangements/terms - Categories
work_tm	D9. Actual hours worked
yrs_exp	D10. Years of experience in early childhood and care sector
yrs_emp	D11. Years of experience with this service
yrs_con	D12. Years as a contact worker with this service
high_qual	D13. Field of highest completed qualification
HIGH_QUAL_NEW	D13. Field of highest completed qualification
highattain	D14. Highest level of relevant qualification
highattain_strd_cat	D14. Highest level of relevant qualification - Categories
HIGHATTAIN_NEW	D14. Highest level of relevant qualification
HIGHATTAIN_STRD_CAT_NEW	D14. Highest level of relevant qualification - Categories
studying	D15. Currently enrolled in studying for qualification
Studying_fields	D16. Currently fields that enrolled in studying for qualification
Studying_levels	D17. Currently level that enrolled in studying for qualification
Train_MgmtFin	D18. Areas undertaken professional development training in previous 12 months - Management or financial training
Train_Needs	D18. Areas undertaken professional development training in previous 12 months - Training for additional needs
Train_OtherCC	D18. Areas undertaken professional development training in previous 12 months - Other child care related training
Train_OtherRlvnt	D18. Areas undertaken professional development training in previous 12 months - Other relevant training courses
Train_NoTrain	D18. Areas undertaken professional development training in previous 12 months - No training courses undertaken
Train_999	D18. Areas undertaken professional development training in previous 12 months - Not answered
weight1w	Rim weighting - State by Service Type + State by size + Type by size
weight2w	Rim weighting - State by Service Type by Remoteness + State by size + Type by size
fallstaff	Filter - All staff for reporting (hours worked > 0)
fallconstaff	Filter - All contact staff
fpdconstaff	Filter - Paid contact staff
qual_cat	Filter - Highest qualification (category)
currqual_cat	Filter - Qualification currently studying (category)

*A New Tax System (Family Assistance) (Administration) Act 1999***Public Interest Certificate**

I, **s 22** of the Department of Education (the department), make this instrument under paragraph 168(1)(a) of the *A New Tax System (Family Assistance) (Administration) Act 1999*.

Dated 15 December 2023

s 22

Disclosure of information in the public interest**1 Commencement**

This instrument commences on the day it is signed.

2 Certification

In accordance with:

- (a) paragraph 168(1)(a) of the *A New Tax System (Family Assistance) (Administration) Act 1999*; and
- (b) section 15 of the *Family Assistance (Public Interest Certificate Guidelines) (Education) Determination 2018 (PIC Guidelines)*;

I certify that it is necessary in the public interest to disclose the information mentioned in section 4 to a person mentioned in section 5 for the purpose mentioned in section 3.

I certify that the information mentioned in section 4 cannot reasonably be obtained from a source other than the department and that the person mentioned in section 5 has sufficient interest in the information.

I have had regard to whether the person/s to whom the information relates is or may be subject to physical, psychological or emotional abuse and whether the person may be unable to give notice of his or her circumstance because of age, disability, social, cultural, family or other reasons. I am satisfied that such considerations do not give rise to a reason why the information in section 4 should not be disclosed to a person/s mentioned in section 5 for the purpose mentioned in section 3.

3 Purpose for which information may be disclosed

The information described in section 4 may be disclosed in accordance with this instrument for the purposes of research, statistical analysis or policy development in relation to the Early Education and Care (ECEC) workforce and workforce-related matters which is a program or activity within the Department's portfolio responsibilities.

In particular, the information will be used for the ECEC Capacity Study, including identifying and analysing occupations for each of the different parts of the sector (pre-schools and kindergartens, centre-based day care, family day care, home-based care, and outside school hours care), their respective supply and demand factors, and geographical considerations to understand factors that impact training, attracting and retaining ECEC workers.

4 Information able to be disclosed

The information to be disclosed for the purpose described in section 3 above is the information held by the department listed at Attachment A.

5 Recipients of information

The information identified in section 4 may be disclosed to individuals employed or engaged by Jobs and Skills Australia (JSA) or HUMANABILITY LTD (ACN: 665 836 608), who, from time to time, are involved in facilitating the matters mentioned in section 3.

6 Persons authorised to disclose the protected information

An officer of the department whose duties relate to early childhood education and care policy or programs is authorised to disclose the information held by the department mentioned in section 4.

ATTACHMENT A

Table 1: Child level Child Care Subsidy data (weekly data), 31 December 2018 –2 July 2023

Variable Name	Description
weekend_date	Last day of the calendar week to which the record relates (always a Sunday)
financial_year	Financial year in which the sessions of care take place
service_type	Child care service type: <ul style="list-style-type: none"> • CBDC=Centre Based Day Care, • OSHC=Outside School Hours Care, • FDC=Family Day Care, • IHC=In Home Care
service_name	Service name
customer_partner	Anonymised unique identifier of the customer (e.g. parent or guardian of child in approved care). This is an alternative to CRN.
child_partner	Anonymised unique identifier of the child. This is an alternative to CRN.
partner_partner	Anonymised unique identifier of the customer's partner (where applicable). This is an alternative to CRN.
service_partner	Anonymised unique identifier of the service. This is an alternative to CRN.
provider_partner	Anonymised unique identifier of the provider. This is an alternative to CRN.
session_day_num	Number of days on in the week with one or more sessions
session_care_num	Number of sessions in the week
customer_activity_hours	The total hours of 'recognised activity' undertaken each fortnight by the customer
partner_activity_hours	The total hours of 'recognised activity' undertaken each fortnight by the customer's partner (where applicable)
family_activity_hours	The total hours of 'recognised activity' undertaken each fortnight by the main parent/carer OR the partner whichever is the smallest
charged_fees	Total fees charged for the week (before subsidy)
charged_hours	Total hours for which fees are charged for the week
attended_hours	Number of hours in the week the child attended
allowed_hours	Maximum hours of subsidised care to which the family is entitled per fortnight
absence_usage	Number of sessions of care in the week that the child was absent. This is not necessarily the same as absence days because children may be recorded as absent for more than one session in a single day
ccs_usage	Total hours of care attracting CCS in a week
accs_usage	Total hours of care attracting ACCS in a week
annual_ccs_cap_usage	Part of subsidy that counts towards the annual cap - note the annual cap was removed from 10 December 2021
ccs	Estimated weekly CCS entitlements
ccs_withheld	CCS withheld
accs_type	ACCS payment type: <ul style="list-style-type: none"> • CWB=Child wellbeing subsidy, • TTW=Transition to Work subsidy, • GRP=Grandparent subsidy, • TFH=Temporary Financial Hardship subsidy
accs	Estimated weekly ACCS entitlements
estimated_family_income_1	Estimated annual family income - by CCS taper bands
estimated_family_income_2	Estimated annual family income - by standard ABS bands
estimated_family_income_3	Estimated annual family income - by CBDC deciles
child_age	Child's age calculated as at 30 June of the relevant financial year
customer_SA2_MAINCODE_2021	Geospatial information based on customer home address
customer_SA2_NAME_2021	Geospatial information based on customer home address

Variable Name	Description
customer_LGA_MAINCODE_2022	Geospatial information based on customer home address (for 2022 LGA boundaries)
customer_LGA_NAME_2022	Geospatial information based on customer home address (for 2022 LGA boundaries)
distance_home_to_service	Distance between service and home location according to the following groupings: <ul style="list-style-type: none"> • 01: 0.5km or closer • 02: > 0.5km - 1km • 03: > 1km - 2km • 04: > 2km - 3km • 05: > 3km - 5km • 06: > 5km - 10km • 07: > 10km - 20km • 08: > 20km - 50km • 09: > 50km - 100km • 10: > 100km • 99: Missing
ACCO_Service_Flag	Denotes whether service has been identified as an ACCO service: <ul style="list-style-type: none"> • Y=Yes • N=No

Table 2: Service level Child Care Subsidy data, 2019-2023

Variable	Definition
provider_name	Provider name
legal_entity	Provider legal entity code
legal_entity_desc	Provider legal entity description
provider_partner	Anonymised unique identifier of the provider
provider_ccs_status	Provider Child Care Subsidy (CSS) status
provider_ccs_start	Provider CCS status start date (date of effect for provider_ccs_status)
provider_address_line_1	Provider physical address line 1
provider_address_line_2	Provider physical address line 2
provider_suburb_name	Provider physical address suburb
provider_postcode	Provider physical address postcode
provider_state_code	Provider physical address state or territory
for_profit_flag	Flag indicating 'for-profit' status of the provider: • Y=for profit org • N=non-profit org
charity_flag	Flag indicating 'charity' status of the provider: • Y=for charity • N=not charity
provider_nlnum	Provider national law number
provider_nl_status	Provider national law status
provider_nl_start	Provider national law status start date (date of effect for provider_nl_status)
service_name	Service commercial business name.
service_care_type	Child care service type: CBDC=Centre Based Day Care, OSHC=Outside School Hours Care, FDC=Family Day Care, IHC=In Home Care
service_partner	Anonymised unique identifier of the service
service_ccs_status	Service CCS Status
service_ccs_start	Service CCS status start date (date of effect for service_ccs_status)
service_ccs_end	Service CCS status end date (end date for service_ccs_status)
service_nlnum	Service National Law Number
service_nl_status	Service National Law Status
service_nl_start	Service National Law status start date (date of effect for service_nl_status)
service_nl_end	Service National Law status end date (end date for service_nl_status)
service_address_line_1	Service physical address line 1
service_address_line_2	Service physical address line 2
service_suburb_name	Service physical address suburb
service_postcode	Service physical address postcode
service_state_code	Service physical address state or territory
service_lat	Service address latitude coordinates.
service_long	Service address longitude coordinates.
RA_CODE_2021	Service Remoteness Area code.
RA_NAME_2021	Service Remoteness Area name.
LGA_CODE_2022	Service Local Government Area (LGA) code. A code set representing an approximation of gazetted local government boundaries as defined by each State and Territory Local Government Department.

Variable	Definition
LGA_NAME_2022	Service Local Government Area (LGA) region name
ELECT_DIV_2018	Service address Federal electoral division.
ELECT_DIV_2021	Service address Federal electoral division.
SA1_MAINCODE	Service address Statistical area level 1 (SA1) code. A code set representing a geographical area aggregated from whole Mesh Blocks.
SA2_MAINCODE	Service address Statistical area, level 2 (SA2) code. A code set representing a medium-sized general purpose area aggregated from whole Statistical areas level 1 (SA1s).
SA2_NAME	Service address Statistical area, level 2 (SA2) region name.
SA3_CODE	Service Statistical area, level 3 (SA3) code.
SA3_NAME	Service Statistical area, level 3 (SA3) region name
SA4_CODE	Service Statistical area, level 4 (SA4) code
SA4_NAME	Service Statistical area, level 4 (SA4) region name
GCCSA_CODE	Service Greater Capital City Statistical Areas (GCCSAs) which are geographic areas built from Statistical Areas Level 4 (SA4s). A GCCSA is identified by a 5-character alphanumeric code. This comprises a 1-digit State or Territory identifier followed by a 4-character GCCSA identifier that is unique within each State and Territory.
GCCSA_NAME	Service Greater Capital City Statistical Areas (GCCSAs) name
count_children_svc_Jun2023	Count on children in the service in the last 4 weeks of June in the FY (weeks ending on Sunday: 11Jun2023, 18Jun2023, 25Jun2023, 02Jul2023)
_0_yrs_Jun2023	Count on children aged 0 years, as at 30 Jun 2023, in the service during the last 4 weeks of June (weeks ending on Sunday: 11Jun2023, 18Jun2023, 25Jun2023, 02Jul2023)
_1_yrs_Jun2023	Count on children aged 1 years, as at 30 Jun 2023, in the service during the last 4 weeks of June (weeks ending on Sunday: 11Jun2023, 18Jun2023, 25Jun2023, 02Jul2023)
_2_yrs_Jun2023	Count on children aged 2 years, as at 30 Jun 2023, in the service during the last 4 weeks of June (weeks ending on Sunday: 11Jun2023, 18Jun2023, 25Jun2023, 02Jul2023)
_3_yrs_Jun2023	Count on children aged 3 years, as at 30 Jun 2023, in the service during the last 4 weeks of June (weeks ending on Sunday: 11Jun2023, 18Jun2023, 25Jun2023, 02Jul2023)
_4_yrs_Jun2023	Count on children aged 4 years, as at 30 Jun 2023, in the service during the last 4 weeks of June (weeks ending on Sunday: 11Jun2023, 18Jun2023, 25Jun2023, 02Jul2023)
_5_yrs_Jun2023	Count on children aged 5 years, as at 30 Jun 2023, in the service during the last 4 weeks of June (weeks ending on Sunday: 11Jun2023, 18Jun2023, 25Jun2023, 02Jul2023)
_6_yrs_Jun2023	Count on children aged 6 years, as at 30 Jun 2023, in the service during the last 4 weeks of June (weeks ending on Sunday: 11Jun2023, 18Jun2023, 25Jun2023, 02Jul2023)
_7_yrs_Jun2023	Count on children aged 7 years, as at 30 Jun 2023, in the service during the last 4 weeks of June (weeks ending on Sunday: 11Jun2023, 18Jun2023, 25Jun2023, 02Jul2023)
_8_yrs_Jun2023	Count on children aged 8 years, as at 30 Jun 2023, in the service during the last 4 weeks of June (weeks ending on Sunday: 11Jun2023, 18Jun2023, 25Jun2023, 02Jul2023)
_9_yrs_Jun2023	Count on children aged 9 years, as at 30 Jun 2023, in the service during the last 4 weeks of June (weeks ending on Sunday: 11Jun2023, 18Jun2023, 25Jun2023, 02Jul2023)
_10_yrs_Jun2023	Count on children aged 10 years, as at 30 Jun 2023, in the service during the last 4 weeks of June (weeks ending on Sunday: 11Jun2023, 18Jun2023, 25Jun2023, 02Jul2023)

Variable	Definition
_11_yrs_Jun2023	Count on children aged 11 years, as at 30 Jun 2023, in the service during the last 4 weeks of June (weeks ending on Sunday: 11Jun2023, 18Jun2023, 25Jun2023, 02Jul2023)
_12_yrs_Jun2023	Count on children aged 12 years, as at 30 Jun 2023, in the service during the last 4 weeks of June (weeks ending on Sunday: 11Jun2023, 18Jun2023, 25Jun2023, 02Jul2023)
_13plus_yrs_Jun2023	Count on children aged 13 years and over, as at 30 Jun 2023, in the service during the last 4 weeks of June (weeks ending on Sunday: 11Jun2023, 18Jun2023, 25Jun2023, 02Jul2023)
count_indig_children_Jun2023	Count on Indigenous children in the service in the last 4 weeks of June in the FY (weeks ending on Sunday: 11Jun2023, 18Jun2023, 25Jun2023, 02Jul2023)
Prop_indig_children_2023	Proportion on Children in the service in the last 4 weeks of June that are Indigenous (weeks ending on Sunday: 11Jun2023, 18Jun2023, 25Jun2023, 02Jul2023)
count_children_svc_Jun2022	Count on children in the service in the last 4 weeks of June in the FY (weeks ending on Sunday: 12Jun2022, 19Jun2022, 26Jun2022, 03Jul2022)
_0_yrs_Jun2022	Count on children aged 0 years, as at 30 Jun 2022, in the service during the last 4 weeks of June (weeks ending on Sunday: 12Jun2022, 19Jun2022, 26Jun2022, 03Jul2022)
_1_yrs_Jun2022	Count on children aged 1 years, as at 30 Jun 2022, in the service during the last 4 weeks of June (weeks ending on Sunday: 12Jun2022, 19Jun2022, 26Jun2022, 03Jul2022)
_2_yrs_Jun2022	Count on children aged 2 years, as at 30 Jun 2022, in the service during the last 4 weeks of June (weeks ending on Sunday: 12Jun2022, 19Jun2022, 26Jun2022, 03Jul2022)
_3_yrs_Jun2022	Count on children aged 3 years, as at 30 Jun 2022, in the service during the last 4 weeks of June (weeks ending on Sunday: 12Jun2022, 19Jun2022, 26Jun2022, 03Jul2022)
_4_yrs_Jun2022	Count on children aged 4 years, as at 30 Jun 2022, in the service during the last 4 weeks of June (weeks ending on Sunday: 12Jun2022, 19Jun2022, 26Jun2022, 03Jul2022)
_5_yrs_Jun2022	Count on children aged 5 years, as at 30 Jun 2022, in the service during the last 4 weeks of June (weeks ending on Sunday: 12Jun2022, 19Jun2022, 26Jun2022, 03Jul2022)
_6_yrs_Jun2022	Count on children aged 6 years, as at 30 Jun 2022, in the service during the last 4 weeks of June (weeks ending on Sunday: 12Jun2022, 19Jun2022, 26Jun2022, 03Jul2022)
_7_yrs_Jun2022	Count on children aged 7 years, as at 30 Jun 2022, in the service during the last 4 weeks of June (weeks ending on Sunday: 12Jun2022, 19Jun2022, 26Jun2022, 03Jul2022)
_8_yrs_Jun2022	Count on children aged 8 years, as at 30 Jun 2022, in the service during the last 4 weeks of June (weeks ending on Sunday: 12Jun2022, 19Jun2022, 26Jun2022, 03Jul2022)
_9_yrs_Jun2022	Count on children aged 9 years, as at 30 Jun 2022, in the service during the last 4 weeks of June (weeks ending on Sunday: 12Jun2022, 19Jun2022, 26Jun2022, 03Jul2022)
_10_yrs_Jun2022	Count on children aged 10 years, as at 30 Jun 2022, in the service during the last 4 weeks of June (weeks ending on Sunday: 12Jun2022, 19Jun2022, 26Jun2022, 03Jul2022)
_11_yrs_Jun2022	Count on children aged 11 years, as at 30 Jun 2022, in the service during the last 4 weeks of June (weeks ending on Sunday: 12Jun2022, 19Jun2022, 26Jun2022, 03Jul2022)
_12_yrs_Jun2022	Count on children aged 12 years, as at 30 Jun 2022, in the service during the last 4 weeks of June (weeks ending on Sunday: 12Jun2022, 19Jun2022, 26Jun2022, 03Jul2022)

Variable	Definition
_13plus_yrs_Jun2022	Count on children aged 13 years and over, as at 30 Jun 2022, in the service during the last 4 weeks of June (weeks ending on Sunday: 12Jun2022, 19Jun2022, 26Jun2022, 03Jul2022)
count_indig_children_Jun2022	Count on Indigenous children in the service in the last 4 weeks of June (weeks ending on Sunday: 12Jun2022, 19Jun2022, 26Jun2022, 03Jul2022)
Prop_indig_children_2022	Proportion on Children in the service in the last 4 weeks of June that are Indigenous (weeks ending on Sunday: 12Jun2022, 19Jun2022, 26Jun2022, 03Jul2022)
count_children_svc_Jun2021	Count on children in the service in the last 4 weeks of June in the FY (weeks ending on Sunday: 13Jun2021, 20Jun2021, 27Jun2021, 04Jul2021)
_0_yrs_Jun2021	Count on children aged 0 years, as at 30 Jun 2021, in the service during the last 4 weeks of June (weeks ending on Sunday: 13Jun2021, 20Jun2021, 27Jun2021, 04Jul2021)
_1_yrs_Jun2021	Count on children aged 1 years, as at 30 Jun 2021, in the service during the last 4 weeks of June (weeks ending on Sunday: 13Jun2021, 20Jun2021, 27Jun2021, 04Jul2021)
_2_yrs_Jun2021	Count on children aged 2 years, as at 30 Jun 2021, in the service during the last 4 weeks of June (weeks ending on Sunday: 13Jun2021, 20Jun2021, 27Jun2021, 04Jul2021)
_3_yrs_Jun2021	Count on children aged 3 years, as at 30 Jun 2021, in the service during the last 4 weeks of June (weeks ending on Sunday: 13Jun2021, 20Jun2021, 27Jun2021, 04Jul2021)
_4_yrs_Jun2021	Count on children aged 4 years, as at 30 Jun 2021, in the service during the last 4 weeks of June (weeks ending on Sunday: 13Jun2021, 20Jun2021, 27Jun2021, 04Jul2021)
_5_yrs_Jun2021	Count on children aged 5 years, as at 30 Jun 2021, in the service during the last 4 weeks of June (weeks ending on Sunday: 13Jun2021, 20Jun2021, 27Jun2021, 04Jul2021)
_6_yrs_Jun2021	Count on children aged 6 years, as at 30 Jun 2021, in the service during the last 4 weeks of June (weeks ending on Sunday: 13Jun2021, 20Jun2021, 27Jun2021, 04Jul2021)
_7_yrs_Jun2021	Count on children aged 7 years, as at 30 Jun 2021, in the service during the last 4 weeks of June (weeks ending on Sunday: 13Jun2021, 20Jun2021, 27Jun2021, 04Jul2021)
_8_yrs_Jun2021	Count on children aged 8 years, as at 30 Jun 2021, in the service during the last 4 weeks of June (weeks ending on Sunday: 13Jun2021, 20Jun2021, 27Jun2021, 04Jul2021)
_9_yrs_Jun2021	Count on children aged 9 years, as at 30 Jun 2021, in the service during the last 4 weeks of June (weeks ending on Sunday: 13Jun2021, 20Jun2021, 27Jun2021, 04Jul2021)
_10_yrs_Jun2021	Count on children aged 10 years, as at 30 Jun 2021, in the service during the last 4 weeks of June (weeks ending on Sunday: 13Jun2021, 20Jun2021, 27Jun2021, 04Jul2021)
_11_yrs_Jun2021	Count on children aged 11 years, as at 30 Jun 2021, in the service during the last 4 weeks of June (weeks ending on Sunday: 13Jun2021, 20Jun2021, 27Jun2021, 04Jul2021)
_12_yrs_Jun2021	Count on children aged 12 years, as at 30 Jun 2021, in the service during the last 4 weeks of June (weeks ending on Sunday: 13Jun2021, 20Jun2021, 27Jun2021, 04Jul2021)
_13plus_yrs_Jun2021	Count on children aged 13 years and over, as at 30 Jun 2021, in the service during the last 4 weeks of June (weeks ending on Sunday: 13Jun2021, 20Jun2021, 27Jun2021, 04Jul2021)
count_indig_children_Jun2021	Count on Indigenous children in the service in the last 4 weeks of June (weeks ending on Sunday: 13Jun2021, 20Jun2021, 27Jun2021, 04Jul2021)

Variable	Definition
Prop_indig_children_2021	Proportion on Children in the service in the last 4 weeks of June that are Indigenous (weeks ending on Sunday: 13Jun2021, 20Jun2021, 27Jun2021, 04Jul2021)
count_children_svc_Jun2019	Count on children in the service in the last 4 weeks of June in the FY (weeks ending on Sunday: 09Jun2019, 16Jun2019, 23Jun2019, 30Jun2019)
_0_yrs_Jun2019	Count on children aged 0 years, as at 30 Jun 2019, in the service during the last 4 weeks of June (weeks ending on Sunday: 09Jun2019, 16Jun2019, 23Jun2019, 30Jun2019)
_1_yrs_Jun2019	Count on children aged 1 years, as at 30 Jun 2019, in the service during the last 4 weeks of June (weeks ending on Sunday: 09Jun2019, 16Jun2019, 23Jun2019, 30Jun2019)
_2_yrs_Jun2019	Count on children aged 2 years, as at 30 Jun 2019, in the service during the last 4 weeks of June (weeks ending on Sunday: 09Jun2019, 16Jun2019, 23Jun2019, 30Jun2019)
_3_yrs_Jun2019	Count on children aged 3 years, as at 30 Jun 2019, in the service during the last 4 weeks of June (weeks ending on Sunday: 09Jun2019, 16Jun2019, 23Jun2019, 30Jun2019)
_4_yrs_Jun2019	Count on children aged 4 years, as at 30 Jun 2019, in the service during the last 4 weeks of June (weeks ending on Sunday: 09Jun2019, 16Jun2019, 23Jun2019, 30Jun2019)
_5_yrs_Jun2019	Count on children aged 5 years, as at 30 Jun 2019, in the service during the last 4 weeks of June (weeks ending on Sunday: 09Jun2019, 16Jun2019, 23Jun2019, 30Jun2019)
_6_yrs_Jun2019	Count on children aged 6 years, as at 30 Jun 2019, in the service during the last 4 weeks of June (weeks ending on Sunday: 09Jun2019, 16Jun2019, 23Jun2019, 30Jun2019)
_7_yrs_Jun2019	Count on children aged 7 years, as at 30 Jun 2019, in the service during the last 4 weeks of June (weeks ending on Sunday: 09Jun2019, 16Jun2019, 23Jun2019, 30Jun2019)
_8_yrs_Jun2019	Count on children aged 8 years, as at 30 Jun 2019, in the service during the last 4 weeks of June (weeks ending on Sunday: 09Jun2019, 16Jun2019, 23Jun2019, 30Jun2019)
_9_yrs_Jun2019	Count on children aged 9 years, as at 30 Jun 2019, in the service during the last 4 weeks of June (weeks ending on Sunday: 09Jun2019, 16Jun2019, 23Jun2019, 30Jun2019)
_10_yrs_Jun2019	Count on children aged 10 years, as at 30 Jun 2019, in the service during the last 4 weeks of June (weeks ending on Sunday: 09Jun2019, 16Jun2019, 23Jun2019, 30Jun2019)
_11_yrs_Jun2019	Count on children aged 11 years, as at 30 Jun 2019, in the service during the last 4 weeks of June (weeks ending on Sunday: 09Jun2019, 16Jun2019, 23Jun2019, 30Jun2019)
_12_yrs_Jun2019	Count on children aged 12 years, as at 30 Jun 2019, in the service during the last 4 weeks of June (weeks ending on Sunday: 09Jun2019, 16Jun2019, 23Jun2019, 30Jun2019)
_13plus_yrs_Jun2019	Count on children aged 13 years and over, as at 30 Jun 2019, in the service during the last 4 weeks of June (weeks ending on Sunday: 09Jun2019, 16Jun2019, 23Jun2019, 30Jun2019)
count_indig_children_Jun2019	Count on Indigenous children in the service in the last 4 weeks of June (weeks ending on Sunday: 09Jun2019, 16Jun2019, 23Jun2019, 30Jun2019)
Prop_indig_children_2019	Proportion on Children in the service in the last 4 weeks of June that are Indigenous (weeks ending on Sunday: 09Jun2019, 16Jun2019, 23Jun2019, 30Jun2019)
ACCO_Service_Flag	Denotes whether service has been identified as an ACCO service: <ul style="list-style-type: none"> • Y=Yes • N=No

Table 3 National Workforce Census 2021 Services data

Variable	Variable label
service_type	Service - Service type
service_partner_ID	Service - Service unique reference number
Service_state	State of Service
n_lic_pl	A1. Number of places this service is licensed to provide at any one time
MxCare	A2. Maximum number of children to whom care is offered at any one time
MxTyp_0_24m	A2a. Maximum number of places typically break down across age group - 0 to 24 months
MxTyp_25_35m	A2a. Maximum number of places typically break down across age group - 25 to 35 months
MxTyp_3_5y	A2a. Maximum number of places typically break down across age group - 3 to 5 years
MxTyp_6plus	A2a. Maximum number of places typically break down across age group - 6 years or older
TypCare	Total number of children on a typical day
TypCar_0_24m	A3. Number of places break down across age group on typical day - 0 to 24 months
TypCar_25_35m	A3. Number of places break down across age group on typical day - 25 to 35 months
TypCar_3_5y	A3. Number of places break down across age group on typical day - 3 to 5 years
TypCar_6plus	A3. Number of places break down across age group on typical day - 6 years or older
rlicvsmax	Ratio - Licensed places vs maximum capacity
rmxvstyp	Ratio - Maximum capacity vs Typical capacity
HasExemption	A4. Approval, exemption, or other formal permission for workers without required qualifications
NumExemption	A4i. Number of approval, exemption, or other formal permission for workers without required qualifications
A5A	A4a. Any positions with exemption require EC teaching qualification
PrimCont_Cert_III	A5. Number of primary contact staff in reference week actively working towards Certificate III level educator
PrimCont_Diploma	A5. Number of primary contact staff in reference week actively working towards Diploma level educator
PrimCont_Prob	A5. Number of primary contact staff in reference week employed as educator on a probationary basis for not more than three months
PrimCont_ECT	A5. Number of primary contact staff in reference week taken to be an early childhood teacher
PrimCont_ECT_equiv	A5. Number of primary contact staff in reference week equivalent to an early childhood teacher
A6	A6. Number of contact staff left the service P12M
rec_plan	A7. Does this service have a Reconciliation Action Plan
NumAttend_0y	B1. Number of children attending during reference week - 0 to less than 1 year
NumAttend_1y	B1. Number of children attending during reference week - 1 to less than 2 years
NumAttend_2y	B1. Number of children attending during reference week - 2 to less than 3 years
NumAttend_3y	B1. Number of children attending during reference week - 3 to less than 4 years
NumAttend_4y	B1. Number of children attending during reference week - 4 to less than 5 years
NumAttend_5y	B1. Number of children attending during reference week - 5 to less than 6 years
NumAttend_6y	B1. Number of children attending during reference week - 6 to less than 7 years
NumAttend_7y	B1. Number of children attending during reference week - 7 to less than 8 years
NumAttend_8y	B1. Number of children attending during reference week - 8 to less than 9 years

Variable	Variable label
NumAttend_9y	B1. Number of children attending during reference week - 9 to less than 10 years
NumAttend_10y	B1. Number of children attending during reference week - 10 to less than 11 years
NumAttend_11y	B1. Number of children attending during reference week - 11 to less than 12 years
NumAttend_12yplus	B1. Number of children attending during reference week - 12 years or over
NumAttendTotal	B1. Number of children attending during reference week - total
B1W	B1W. Just to confirm, you mentioned in B1 that <NumAttendTotal> children attended your service during the reference week. Is this correct?
B1X	B1X. Just to confirm, you mentioned in B1 that <NumAttendTotal> children attended your service during the reference week. Is this correct?
NumATSI_0y	B2. Number of children of Aboriginal or Torres Strait Islander origin - 0 to less than 1 year
NumATSI_1y	B2. Number of children of Aboriginal or Torres Strait Islander origin - 1 to less than 2 years
NumATSI_2y	B2. Number of children of Aboriginal or Torres Strait Islander origin - 2 to less than 3 years
NumATSI_3y	B2. Number of children of Aboriginal or Torres Strait Islander origin - 3 to less than 4 years
NumATSI_4y	B2. Number of children of Aboriginal or Torres Strait Islander origin - 4 to less than 5 years
NumATSI_5y	B2. Number of children of Aboriginal or Torres Strait Islander origin - 5 to less than 6 years
NumATSI_6y	B2. Number of children of Aboriginal or Torres Strait Islander origin - 6 to less than 7 years
NumATSI_7y	B2. Number of children of Aboriginal or Torres Strait Islander origin - 7 to less than 8 years
NumATSI_8y	B2. Number of children of Aboriginal or Torres Strait Islander origin - 8 to less than 9 years
NumATSI_9y	B2. Number of children of Aboriginal or Torres Strait Islander origin - 9 to less than 10 years
NumATSI_10y	B2. Number of children of Aboriginal or Torres Strait Islander origin - 10 to less than 11 years
NumATSI_11y	B2. Number of children of Aboriginal or Torres Strait Islander origin - 11 to less than 12 years
NumATSI_12yplus	B2. Number of children of Aboriginal or Torres Strait Islander origin - 12 years or over
NumATSITotal	B2. Number of children of Aboriginal or Torres Strait Islander origin - total
NumLOTE_0y	B3. Number of children where language other than english spoken at home - 0 to less than 1 year
NumLOTE_1y	B3. Number of children where language other than english spoken at home - 1 to less than 2 years
NumLOTE_2y	B3. Number of children where language other than english spoken at home - 2 to less than 3 years
NumLOTE_3y	B3. Number of children where language other than english spoken at home - 3 to less than 4 years
NumLOTE_4y	B3. Number of children where language other than english spoken at home - 4 to less than 5 years
NumLOTE_5y	B3. Number of children where language other than english spoken at home - 5 to less than 6 years
NumLOTE_6y	B3. Number of children where language other than english spoken at home - 6 to less than 7 years

Variable	Variable label
NumLOTE_7y	B3. Number of children where language other than english spoken at home - 7 to less than 8 years
NumLOTE_8y	B3. Number of children where language other than english spoken at home - 8 to less than 9 years
NumLOTE_9y	B3. Number of children where language other than english spoken at home - 9 to less than 10 years
NumLOTE_10y	B3. Number of children where language other than english spoken at home - 10 to less than 11 years
NumLOTE_11y	B3. Number of children where language other than english spoken at home - 11 to less than 12 years
NumLOTE_12yplus	B3. Number of children where language other than english spoken at home - 12 years or over
NumLOTETotal	B3. Number of children where language other than english spoken at home - total
NumRefugee_0y	B4. Number of children from a refugee or special humanitarian programme - 0 to less than 1 year
NumRefugee_1y	B4. Number of children from a refugee or special humanitarian programme - 1 to less than 2 years
NumRefugee_2y	B4. Number of children from a refugee or special humanitarian programme - 2 to less than 3 years
NumRefugee_3y	B4. Number of children from a refugee or special humanitarian programme - 3 to less than 4 years
NumRefugee_4y	B4. Number of children from a refugee or special humanitarian programme - 4 to less than 5 years
NumRefugee_5y	B4. Number of children from a refugee or special humanitarian programme - 5 to less than 6 years
NumRefugee_6y	B4. Number of children from a refugee or special humanitarian programme - 6 to less than 7 years
NumRefugee_7y	B4. Number of children from a refugee or special humanitarian programme - 7 to less than 8 years
NumRefugee_8y	B4. Number of children from a refugee or special humanitarian programme - 8 to less than 9 years
NumRefugee_9y	B4. Number of children from a refugee or special humanitarian programme - 9 to less than 10 years
NumRefugee_10y	B4. Number of children from a refugee or special humanitarian programme - 10 to less than 11 years
NumRefugee_11y	B4. Number of children from a refugee or special humanitarian programme - 11 to less than 12 years
NumRefugee_12yplus	B4. Number of children from a refugee or special humanitarian programme - 12 years or over
NumRefugeeTotal	B4. Number of children from a refugee or special humanitarian programme - total
TotSpcNeed_0	B5. Number of children who need additional assistance - Total children needing assistance - 0 to less than 1 year
NumSpcLAK_0y	B5. Number of children who need additional assistance - Learning and applying knowledge - 0 to less than 1 year
NumSpcCom_0y	B5. Number of children who need additional assistance - Communication - 0 to less than 1 year
NumSpcMob_0y	B5. Number of children who need additional assistance - Mobility - 0 to less than 1 year

Variable	Variable label
NumSpSC_0y	B5. Number of children who need additional assistance - Self care - 0 to less than 1 year
NumSpclPIR_0y	B5. Number of children who need additional assistance - Inter-personal interactions and relationships - 0 to less than 1 year
NumSpOth_0y	B5. Number of children who need additional assistance - Other areas - 0 to less than 1 year
TotSpNeed_1	B5. Number of children who need additional assistance - Total children needing assistance - 1 to less than 2 years
NumSpLAK_1y	B5. Number of children who need additional assistance - Learning and applying knowledge - 1 to less than 2 years
NumSpCom_1y	B5. Number of children who need additional assistance - Communication - 1 to less than 2 years
NumSpMob_1y	B5. Number of children who need additional assistance - Mobility - 1 to less than 2 years
NumSpSC_1y	B5. Number of children who need additional assistance - Self care - 1 to less than 2 years
NumSpclPIR_1y	B5. Number of children who need additional assistance - Inter-personal interactions and relationships - 1 to less than 2 years
NumSpOth_1y	B5. Number of children who need additional assistance - Other areas - 1 to less than 2 years
TotSpNeed_2	B5. Number of children who need additional assistance - Total children needing assistance - 2 to less than 3 years
NumSpLAK_2y	B5. Number of children who need additional assistance - Learning and applying knowledge - 2 to less than 3 years
NumSpCom_2y	B5. Number of children who need additional assistance - Communication - 2 to less than 3 years
NumSpMob_2y	B5. Number of children who need additional assistance - Mobility - 2 to less than 3 years
NumSpSC_2y	B5. Number of children who need additional assistance - Self care - 2 to less than 3 years
NumSpclPIR_2y	B5. Number of children who need additional assistance - Inter-personal interactions and relationships - 2 to less than 3 years
NumSpOth_2y	B5. Number of children who need additional assistance - Other areas - 2 to less than 3 years
TotSpNeed_3	B5. Number of children who need additional assistance - Total children needing assistance - 3 to less than 4 years
NumSpLAK_3y	B5. Number of children who need additional assistance - Learning and applying knowledge - 3 to less than 4 years
NumSpCom_3y	B5. Number of children who need additional assistance - Communication - 3 to less than 4 years
NumSpMob_3y	B5. Number of children who need additional assistance - Mobility - 3 to less than 4 years
NumSpSC_3y	B5. Number of children who need additional assistance - Self care - 3 to less than 4 years
NumSpclPIR_3y	B5. Number of children who need additional assistance - Inter-personal interactions and relationships - 3 to less than 4 years
NumSpOth_3y	B5. Number of children who need additional assistance - Other areas - 3 to less than 4 years
TotSpNeed_4	B5. Number of children who need additional assistance - Total children needing assistance - 4 to less than 5 years

Variable	Variable label
NumSpcLAK_4y	B5. Number of children who need additional assistance - Learning and applying knowledge - 4 to less than 5 years
NumSpcCom_4y	B5. Number of children who need additional assistance - Communication - 4 to less than 5 years
NumSpcMob_4y	B5. Number of children who need additional assistance - Mobility - 4 to less than 5 years
NumSpcSC_4y	B5. Number of children who need additional assistance - Self care - 4 to less than 5 years
NumSpcPIR_4y	B5. Number of children who need additional assistance - Inter-personal interactions and relationships - 4 to less than 5 years
NumSpcOth_4y	B5. Number of children who need additional assistance - Other areas - 4 to less than 5 years
TotSpcNeed_5	B5. Number of children who need additional assistance - Total children needing assistance - 5 to less than 6 years
NumSpcLAK_5y	B5. Number of children who need additional assistance - Learning and applying knowledge - 5 to less than 6 years
NumSpcCom_5y	B5. Number of children who need additional assistance - Communication - 5 to less than 6 years
NumSpcMob_5y	B5. Number of children who need additional assistance - Mobility - 5 to less than 6 years
NumSpcSC_5y	B5. Number of children who need additional assistance - Self care - 5 to less than 6 years
NumSpcPIR_5y	B5. Number of children who need additional assistance - Inter-personal interactions and relationships - 5 to less than 6 years
NumSpcOth_5y	B5. Number of children who need additional assistance - Other areas - 5 to less than 6 years
TotSpcNeed_6	B5. Number of children who need additional assistance - Total children needing assistance - 6 to less than 7 years
NumSpcLAK_6y	B5. Number of children who need additional assistance - Learning and applying knowledge - 6 to less than 7 years
NumSpcCom_6y	B5. Number of children who need additional assistance - Communication - 6 to less than 7 years
NumSpcMob_6y	B5. Number of children who need additional assistance - Mobility - 6 to less than 7 years
NumSpcSC_6y	B5. Number of children who need additional assistance - Self care - 6 to less than 7 years
NumSpcPIR_6y	B5. Number of children who need additional assistance - Inter-personal interactions and relationships - 6 to less than 7 years
NumSpcOth_6y	B5. Number of children who need additional assistance - Other areas - 6 to less than 7 years
TotSpcNeed_7	B5. Number of children who need additional assistance - Total children needing assistance - 7 to less than 8 years
NumSpcLAK_7y	B5. Number of children who need additional assistance - Learning and applying knowledge - 7 to less than 8 years
NumSpcCom_7y	B5. Number of children who need additional assistance - Communication - 7 to less than 8 years
NumSpcMob_7y	B5. Number of children who need additional assistance - Mobility - 7 to less than 8 years
NumSpcSC_7y	B5. Number of children who need additional assistance - Self care - 7 to less than 8 years

Variable	Variable label
NumSpclPIR_7y	B5. Number of children who need additional assistance - Inter-personal interactions and relationships - 7 to less than 8 years
NumSpcOth_7y	B5. Number of children who need additional assistance - Other areas - 7 to less than 8 years
TotSpcNeed_8	B5. Number of children who need additional assistance - Total children needing assistance - 8 to less than 9 years
NumSpcLAK_8y	B5. Number of children who need additional assistance - Learning and applying knowledge - 8 to less than 9 years
NumSpcCom_8y	B5. Number of children who need additional assistance - Communication - 8 to less than 9 years
NumSpcMob_8y	B5. Number of children who need additional assistance - Mobility - 8 to less than 9 years
NumSpcSC_8y	B5. Number of children who need additional assistance - Self care - 8 to less than 9 years
NumSpclPIR_8y	B5. Number of children who need additional assistance - Inter-personal interactions and relationships - 8 to less than 9 years
NumSpcOth_8y	B5. Number of children who need additional assistance - Other areas - 8 to less than 9 years
TotSpcNeed_9	B5. Number of children who need additional assistance - Total children needing assistance - 9 to less than 10 years
NumSpcLAK_9y	B5. Number of children who need additional assistance - Learning and applying knowledge - 9 to less than 10 years
NumSpcCom_9y	B5. Number of children who need additional assistance - Communication - 9 to less than 10 years
NumSpcMob_9y	B5. Number of children who need additional assistance - Mobility - 9 to less than 10 years
NumSpcSC_9y	B5. Number of children who need additional assistance - Self care - 9 to less than 10 years
NumSpclPIR_9y	B5. Number of children who need additional assistance - Inter-personal interactions and relationships - 9 to less than 10 years
NumSpcOth_9y	B5. Number of children who need additional assistance - Other areas - 9 to less than 10 years
TotSpcNeed_10	B5. Number of children who need additional assistance - Total children needing assistance - 10 to less than 11 years
NumSpcLAK_10y	B5. Number of children who need additional assistance - Learning and applying knowledge - 10 to less than 11 years
NumSpcCom_10y	B5. Number of children who need additional assistance - Communication - 10 to less than 11 years
NumSpcMob_10y	B5. Number of children who need additional assistance - Mobility - 10 to less than 11 years
NumSpcSC_10y	B5. Number of children who need additional assistance - Self care - 10 to less than 11 years
NumSpclPIR_10y	B5. Number of children who need additional assistance - Inter-personal interactions and relationships - 10 to less than 11 years
NumSpcOth_10y	B5. Number of children who need additional assistance - Other areas - 10 to less than 11 years
TotSpcNeed_11	B5. Number of children who need additional assistance - Total children needing assistance - 11 to less than 12 years
NumSpcLAK_11y	B5. Number of children who need additional assistance - Learning and applying knowledge - 11 to less than 12 years

Variable	Variable label
NumSpcCom_11y	B5. Number of children who need additional assistance - Communication - 11 to less than 12 years
NumSpcMob_11y	B5. Number of children who need additional assistance - Mobility - 11 to less than 12 years
NumSpcSC_11y	B5. Number of children who need additional assistance - Self care - 11 to less than 12 years
NumSpclPIR_11y	B5. Number of children who need additional assistance - Inter-personal interactions and relationships - 11 to less than 12 years
NumSpcOth_11y	B5. Number of children who need additional assistance - Other areas - 11 to less than 12 years
TotSpcNeed_12plus	B5. Number of children who need additional assistance - Total children needing assistance - 12 years or over
NumSpcLAK_12yplus	B5. Number of children who need additional assistance - Learning and applying knowledge - 12 years or over
NumSpcCom_12yplus	B5. Number of children who need additional assistance - Communication - 12 years or over
NumSpcMob_12yplus	B5. Number of children who need additional assistance - Mobility - 12 years or over
NumSpcSC_12yplus	B5. Number of children who need additional assistance - Self care - 12 years or over
NumSpclPIR_12yplus	B5. Number of children who need additional assistance - Inter-personal interactions and relationships - 12 years or over
NumSpcOth_12yplus	B5. Number of children who need additional assistance - Other areas - 12 years or over
NumSpcLAK_total	B5. Number of children who need additional assistance - Learning and applying knowledge - total
NumSpcCom_total	B5. Number of children who need additional assistance - Communication - total
NumSpcMob_total	B5. Number of children who need additional assistance - Mobility - total
NumSpcSC_total	B5. Number of children who need additional assistance - Self care - total
NumSpclPIR_total	B5. Number of children who need additional assistance - Inter-personal interactions and relationships - total
NumSpcOth_total	B5. Number of children who need additional assistance - Other areas - total
TOTSpcNeed_total	B5. Number of children who need additional assistance - Total children needing assistance - total
PreSch_Deliver	C1. Any workers in service deliver or assist in delivering an in-house program
PreSch_Hours	C1a. How many hours of in-house program were delivered by this service?
PreSch_HowDelivered	C1b. How is the in-house program delivered in this service?
Curric_NEYLF	C2. Is the in-house program based on a specific curriculum or framework? Early Years Learning Framework
Curric_StatT	C2. Is the in-house program based on a specific curriculum or framework? State / Territory curriculum or framework
Curric_Other	C2. Is the in-house program based on a specific curriculum or framework? Other curriculum or framework
Curric_None	C2. Is the in-house program based on a specific curriculum or framework? - No
Curric_DK	C2. Is the in-house program based on a specific curriculum or framework? - Don't know
C4_new2021	C3. Highest level of relevant educational qualification of the staff member who was responsible for face-to-face delivery of the program
C5A_1	C4a. Number of children enrolled in in-house program - 3 to less than 4 years
C5A_2	C4a. Number of children enrolled in in-house program - 4 to less than 5 years

Variable	Variable label
C5A_3	C4a. Number of children enrolled in in-house program - 5 to less than 6 years
C5A_4	C4a. Number of children enrolled in in-house program - 6 years or over
c5a_total	C4a. Number of children enrolled in in-house program - total
C5B_1	C4b. Number of children attended program during reference week - 3 to less than 4 years
C5B_2	C4b. Number of children attended program during reference week - 4 to less than 5 years
C5B_3	C4b. Number of children attended program during reference week - 5 to less than 6 years
C5B_4	C4b. Number of children attended program during reference week - 6 years or over
c5b_total	C4b. Number of children attended program during reference week - total
C5D_1	C4c. Number of enrolled children require additional assistance - 3 to less than 4 years
C5D_2	C4c. Number of enrolled children require additional assistance - 4 to less than 5 years
C5D_3	C4c. Number of enrolled children require additional assistance - 5 to less than 6 years
C5D_4	C4c. Number of enrolled children require additional assistance - 6 years or over
c5d_total	C4c. Number of enrolled children require additional assistance - total
PRIMARY_orig	Number of Primary Contact Staff - from Registration / Service data
OTHER_CON_orig	Number of Other Contact Staff - from Registration / Service data
MGMT_ADMIN_orig	Number of Management / Admin Staff - from Registration / Service data
OTHER_orig	Number of Other / Support Staff - from Registration / Service data
TOTAL_orig	Total number of Staff - from Registration / Service data
CON_TOTAL_orig	Total number of Contact Staff - from Registration / Service data
OTH_TOTAL_orig	Total number of Non-contact Staff - from Registration / Service data
PRIMARY	Number of Primary Contact Staff - from Worker data
OTHER_CON	Number of Other Contact Staff - from Worker data
MGMT_ADMIN	Number of Management / Admin Staff - from Worker data
OTHER	Number of Other / Support Staff - from Worker data
TOTAL	Total number of Staff - from Worker data
CON_TOTAL	Total number of Contact Staff - from Worker data
OTH_TOTAL	Total number of Non-contact Staff - from Worker data
weight1s	Service weight - State by service type
weight2s	Service weight - State by service type by remoteness

Table 4 National Workforce Census 2021 Workers data

Variable	Variable Label
WID	Worker ID
service_type	Service - Service type
service_partner_ID	Service - Service unique reference number
service_state	State of Service
PreSch_Deliver	C1. Any workers in service deliver or assist in delivering an in-house program
PreSch_Hours	C1a. How many hours of in-house program were delivered by this service?
PreSch_HowDelivered	C1b. How is the in-house program delivered in this service?
Curric_NEYLF	C2. Is the in-house program based on a specific curriculum or framework? Early Years Learning Framework
Curric_StatT	C2. Is the in-house program based on a specific curriculum or framework? State / Territory curriculum or framework
Curric_Other	C2. Is the in-house program based on a specific curriculum or framework? Other curriculum or framework
Curric_None	C2. Is the in-house program based on a specific curriculum or framework? - No
Curric_DK	C2. Is the in-house program based on a specific curriculum or framework? - Don't know
C4_new2021	C3. Highest level of relevant educational qualification of the staff member who was responsible for face-to-face delivery of the program
C5A_1	C4a. Number of children enrolled in in-house program - 3 to less than 4 years
C5A_2	C4a. Number of children enrolled in in-house program - 4 to less than 5 years
C5A_3	C4a. Number of children enrolled in in-house program - 5 to less than 6 years
C5A_4	C4a. Number of children enrolled in in-house program - 6 years or over
c5a_total	C4a. Number of children enrolled in in-house program - total
C5B_1	C4b. Number of children attended program during reference week - 3 to less than 4 years
C5B_2	C4b. Number of children attended program during reference week - 4 to less than 5 years
C5B_3	C4b. Number of children attended program during reference week - 5 to less than 6 years
C5B_4	C4b. Number of children attended program during reference week - 6 years or over
c5b_total	C4b. Number of children attended program during reference week - total
C5D_1	C4c. Number of enrolled children require additional assistance - 3 to less than 4 years
C5D_2	C4c. Number of enrolled children require additional assistance - 4 to less than 5 years
C5D_3	C4c. Number of enrolled children require additional assistance - 5 to less than 6 years
C5D_4	C4c. Number of enrolled children require additional assistance - 6 years or over
c5d_total	C4c. Number of enrolled children require additional assistance - total
PRIMARY_orig	Number of Primary Contact Staff - from Registration / Service data
OTHER_CON_orig	Number of Other Contact Staff - from Registration / Service data
MGMT_ADMIN_orig	Number of Management / Admin Staff - from Registration / Service data
OTHER_orig	Number of Other / Support Staff - from Registration / Service data
TOTAL_orig	Total number of Staff - from Registration / Service data
CON_TOTAL_orig	Total number of Contact Staff - from Registration / Service data
OTH_TOTAL_orig	Total number of Non-contact Staff - from Registration / Service data
PRIMARY	Number of Primary Contact Staff - from Worker data
OTHER_CON	Number of Other Contact Staff - from Worker data
MGMT_ADMIN	Number of Management / Admin Staff - from Worker data

Variable	Variable Label
OTHER	Number of Other / Support Staff - from Worker data
TOTAL	Total number of Staff - from Worker data
CON_TOTAL	Total number of Contact Staff - from Worker data
OTH_TOTAL	Total number of Non-contact Staff - from Worker data
FDC_Ratio	Ratio of reported contact workers compared to DESE records - derived
Contact_Ratio	Contact workers to children ratio - derived
worker_diff	Flag records with a large difference between original and file staff numbers
FDC_ratio_flag	Flag records with a FDC contact ratio of below 2 or above 10
StaffAge	D2a. Age of worker
age_grp	Age group - derived from StaffAge
Sex	D2b. Gender of worker
emp_paid	D3. Work paid or unpaid
wage_v_award	D3a. Worker's wage compared to the award rate for their position
weekly_wage	D3b. Weekly wages of worker
emp_type	D4. Main type of work
all_roles_new2021_Principal	D4a_1. Principal / director / coordinator / educational leader
all_roles_new2021_Group Leader	D4a_2. Group leader
all_roles_new2021_ECT	D4a_3. Early childhood teacher
all_roles_new2021_FDCIHC	D4a_4. Family Day Care or In-Home Care educator / assistant
all_roles_new2021_Assistant	D4a_5. Assistant / aide
all_roles_new2021_OthContact	D4a_6. Other contact worker (e.g. dance teacher, music therapist, disability support worker, librarian or speech therapist)
all_roles_new2021_NonContact	D4a_7. Non-contact worker
emp_role_new2021	D5. Main role
DeliveryTime	D6. Hours in total spent in face-to-face delivery of the in-house kindergarten/preschool program
emp_stat_new2021	D7. Employment status
emp_term	D8. Employment arrangements/terms
emp_term_cat	D8. Employment arrangements/terms - categories
work_tm	D9. Actual hours worked
yrs_exp	D10. Years of experience in early childhood and care sector
yrs_emp	D11. Years of experience with this service
yrs_con	D12. Years as a contact worker with this service
high_qual	D13. Field of highest completed qualification
highattain_new2021	D14. Highest level of relevant qualification
highattain_strd_cat	D14. Highest level of relevant qualification - categories
studying	D15. Currently enrolled in studying for qualification
Studying_fields_new2021	D16. Currently fields that enrolled in studying for qualification
Studying_levels	D17. Currently level that enrolled in studying for qualification
Train_MgmtHR	D18. Management, Human Resource Management or Supervision Leadership or Ethics Training
Train_Fin	D18. Financial or risk management training
Train_Peda	D18. Training to strengthen pedagogy or practice
Train_CultDiv	D18. Inclusion training to support cultural diversity
Train_SpcNeeds	D18. Inclusion training to support children with disabilities and additional needs

Variable	Variable Label
Train_ATSI	D18. Aboriginal or Torres Strait Islander cultural awareness or training in reconciliation
Train_SpecCurr	D18. Training in specific curriculum areas (eg STEM, Literacy, Music)
Train_Oth	D18. Other relevant training courses
Train_NoTrain	D18. No professional development training undertaken by this worker
fallstaff	Filter - All staff for reporting (hours worked > 0)
fallconstaff	Filter - All contact staff
fpdconstaff	Filter - Paid contact staff
qual_cat	Filter - Highest qualification (category)
weight1w	Service weight - state by size, type by size, state by type
weight2w	Service weight - state by size, type by size, state by type by remoteness

Table 5 National Workforce Census 2016 Services data

Variable	Variable Label
ServiceType	Service Type
service_partner_ID	Service - Service unique reference number
State	State
n_lic_pl	A1. Number of places is this service licensed to provide at any one time
MxCare	A2. Maximum number of children to whom care is offered at any one time
MxTyp_0_24m	A2a. Maximum number of places typically break down across age group - 0 to 24 months
MxTyp_25_35m	A2a. Maximum number of places typically break down across age group - 25 to 35 months
MxTyp_3_5y	A2a. Maximum number of places typically break down across age group - 3 to 5 years
MxTyp_6plus	A2a. Maximum number of places typically break down across age group -6 years or older
TypCar_0_24m	A3. Number of places break down across age group on typical day - 0 to 24 months
TypCar_25_35m	A3. Number of places break down across age group on typical day - 25 to 35 months
TypCar_3_5y	A3. Number of places break down across age group on typical day - 3 to 5 years
TypCar_6plus	A3. Number of places break down across age group on typical day - 6 years or older
HasExemption	A4. Approval, exemption, or other formal permission for workers without required qualifications
NumExemption	A4i. Number of approval, exemption, or other formal permission for workers without required qualifications
A5A	A4a. Any positions with exemption require EC teaching qualification
A6	A5. Number of contact staff left the service P12M
NumAttend_0y	B1. Number of children attending during reference week - 0 to less than 1 year
NumAttend_1y	B1. Number of children attending during reference week - 1 to less than 2 years
NumAttend_2y	B1. Number of children attending during reference week - 2 to less than 3 years
NumAttend_3y	B1. Number of children attending during reference week - 3 to less than 4 years
NumAttend_4y	B1. Number of children attending during reference week - 4 to less than 5 years
NumAttend_5y	B1. Number of children attending during reference week - 5 to less than 6 years
NumAttend_6y	B1. Number of children attending during reference week - 6 to less than 7 years
NumAttend_7y	B1. Number of children attending during reference week - 7 to less than 8 years
NumAttend_8y	B1. Number of children attending during reference week - 8 to less than 9 years
NumAttend_9y	B1. Number of children attending during reference week - 9 to less than 10 years
NumAttend_10y	B1. Number of children attending during reference week - 10 to less than 11 years
NumAttend_11y	B1. Number of children attending during reference week - 11 to less than 12 years
NumAttend_12yplus	B1. Number of children attending during reference week - 12 years or over
NumAttendTotal	B1. Number of children attending during reference week - total
NumATSI_0y	B2. Number of children of Aboriginal or Torres Strait Islander origin - 0 to less than 1 year
NumATSI_1y	B2. Number of children of Aboriginal or Torres Strait Islander origin - 1 to less than 2 years
NumATSI_2y	B2. Number of children of Aboriginal or Torres Strait Islander origin - 2 to less than 3 years
NumATSI_3y	B2. Number of children of Aboriginal or Torres Strait Islander origin - 3 to less than 4 years

Variable	Variable Label
NumATSI_4y	B2. Number of children of Aboriginal or Torres Strait Islander origin - 4 to less than 5 years
NumATSI_5y	B2. Number of children of Aboriginal or Torres Strait Islander origin - 5 to less than 6 years
NumATSI_6y	B2. Number of children of Aboriginal or Torres Strait Islander origin - 6 to less than 7 years
NumATSI_7y	B2. Number of children of Aboriginal or Torres Strait Islander origin - 7 to less than 8 years
NumATSI_8y	B2. Number of children of Aboriginal or Torres Strait Islander origin - 8 to less than 9 years
NumATSI_9y	B2. Number of children of Aboriginal or Torres Strait Islander origin - 9 to less than 10 years
NumATSI_10y	B2. Number of children of Aboriginal or Torres Strait Islander origin - 10 to less than 11 years
NumATSI_11y	B2. Number of children of Aboriginal or Torres Strait Islander origin - 11 to less than 12 years
NumATSI_12yplus	B2. Number of children of Aboriginal or Torres Strait Islander origin - 12 years or over
NumATSITotal	B2. Number of children of Aboriginal or Torres Strait Islander origin - total
NumLOTE_0y	B3. Number of children where language other than english spoken at home - 0 to less than 1 year
NumLOTE_1y	B3. Number of children where language other than english spoken at home - 1 to less than 2 years
NumLOTE_2y	B3. Number of children where language other than english spoken at home - 2 to less than 3 years
NumLOTE_3y	B3. Number of children where language other than english spoken at home - 3 to less than 4 years
NumLOTE_4y	B3. Number of children where language other than english spoken at home - 4 to less than 5 years
NumLOTE_5y	B3. Number of children where language other than english spoken at home - 5 to less than 6 years
NumLOTE_6y	B3. Number of children where language other than english spoken at home - 6 to less than 7 years
NumLOTE_7y	B3. Number of children where language other than english spoken at home - 7 to less than 8 years
NumLOTE_8y	B3. Number of children where language other than english spoken at home - 8 to less than 9 years
NumLOTE_9y	B3. Number of children where language other than english spoken at home - 9 to less than 10 years
NumLOTE_10y	B3. Number of children where language other than english spoken at home - 10 to less than 11 years
NumLOTE_11y	B3. Number of children where language other than english spoken at home - 11 to less than 12 years
NumLOTE_12yplus	B3. Number of children where language other than english spoken at home - 12 years or over
NumLOTETotal	B3. Number of children where language other than english spoken at home - total
NumRefugee_0y	B4. Number of children from a refugee or special humanitarian programme - 0 to less than 1 year
NumRefugee_1y	B4. Number of children from a refugee or special humanitarian programme - 1 to less than 2 years
NumRefugee_2y	B4. Number of children from a refugee or special humanitarian programme - 2 to less than 3 years
NumRefugee_3y	B4. Number of children from a refugee or special humanitarian programme - 3 to less than 4 years
NumRefugee_4y	B4. Number of children from a refugee or special humanitarian programme - 4 to less than 5 years

Variable	Variable Label
NumRefugee_5y	B4. Number of children from a refugee or special humanitarian programme - 5 to less than 6 years
NumRefugee_6y	B4. Number of children from a refugee or special humanitarian programme - 6 to less than 7 years
NumRefugee_7y	B4. Number of children from a refugee or special humanitarian programme - 7 to less than 8 years
NumRefugee_8y	B4. Number of children from a refugee or special humanitarian programme - 8 to less than 9 years
NumRefugee_9y	B4. Number of children from a refugee or special humanitarian programme - 9 to less than 10 years
NumRefugee_10y	B4. Number of children from a refugee or special humanitarian programme - 10 to less than 11 years
NumRefugee_11y	B4. Number of children from a refugee or special humanitarian programme - 11 to less than 12 years
NumRefugee_12yplus	B4. Number of children from a refugee or special humanitarian programme - 12 years or over
NumRefugeeTotal	B4. Number of children from a refugee or special humanitarian programme - total
NumSpcLAK_0y	B5. Number of children who need additional assistance - Learning and applying knowledge - 0 to less than 1 year
NumSpcLAK_1y	B5. Number of children who need additional assistance - Learning and applying knowledge - 1 to less than 2 years
NumSpcLAK_2y	B5. Number of children who need additional assistance - Learning and applying knowledge - 2 to less than 3 years
NumSpcLAK_3y	B5. Number of children who need additional assistance - Learning and applying knowledge - 3 to less than 4 years
NumSpcLAK_4y	B5. Number of children who need additional assistance - Learning and applying knowledge - 4 to less than 5 years
NumSpcLAK_5y	B5. Number of children who need additional assistance - Learning and applying knowledge - 5 to less than 6 years
NumSpcLAK_6y	B5. Number of children who need additional assistance - Learning and applying knowledge - 6 to less than 7 years
NumSpcLAK_7y	B5. Number of children who need additional assistance - Learning and applying knowledge - 7 to less than 8 years
NumSpcLAK_8y	B5. Number of children who need additional assistance - Learning and applying knowledge - 8 to less than 9 years
NumSpcLAK_9y	B5. Number of children who need additional assistance - Learning and applying knowledge - 9 to less than 10 years
NumSpcLAK_10y	B5. Number of children who need additional assistance - Learning and applying knowledge - 10 to less than 11 years
NumSpcLAK_11y	B5. Number of children who need additional assistance - Learning and applying knowledge - 11 to less than 12 years
NumSpcLAK_12yplus	B5. Number of children who need additional assistance - Learning and applying knowledge - 12 years or over
NumSpcLAK_total	B5. Number of children who need additional assistance - Learning and applying knowledge - total
NumSpcCom_0y	B5. Number of children who need additional assistance - Communication - 0 to less than 1 year
NumSpcCom_1y	B5. Number of children who need additional assistance - Communication - 1 to less than 2 years
NumSpcCom_2y	B5. Number of children who need additional assistance - Communication - 2 to less than 3 years
NumSpcCom_3y	B5. Number of children who need additional assistance - Communication - 3 to less than 4 years
NumSpcCom_4y	B5. Number of children who need additional assistance - Communication - 4 to less than 5 years

Variable	Variable Label
NumSpcCom_5y	B5. Number of children who need additional assistance - Communication - 5 to less than 6 years
NumSpcCom_6y	B5. Number of children who need additional assistance - Communication - 6 to less than 7 years
NumSpcCom_7y	B5. Number of children who need additional assistance - Communication - 7 to less than 8 years
NumSpcCom_8y	B5. Number of children who need additional assistance - Communication - 8 to less than 9 years
NumSpcCom_9y	B5. Number of children who need additional assistance - Communication - 9 to less than 10 years
NumSpcCom_10y	B5. Number of children who need additional assistance - Communication - 10 to less than 11 years
NumSpcCom_11y	B5. Number of children who need additional assistance - Communication - 11 to less than 12 years
NumSpcCom_12yplus	B5. Number of children who need additional assistance - Communication - 12 years or over
NumSpcCom_total	B5. Number of children who need additional assistance - Communication - total
NumSpcMob_0y	B5. Number of children who need additional assistance - Mobility - 0 to less than 1 year
NumSpcMob_1y	B5. Number of children who need additional assistance - Mobility - 1 to less than 2 years
NumSpcMob_2y	B5. Number of children who need additional assistance - Mobility - 2 to less than 3 years
NumSpcMob_3y	B5. Number of children who need additional assistance - Mobility - 3 to less than 4 years
NumSpcMob_4y	B5. Number of children who need additional assistance - Mobility - 4 to less than 5 years
NumSpcMob_5y	B5. Number of children who need additional assistance - Mobility - 5 to less than 6 years
NumSpcMob_6y	B5. Number of children who need additional assistance - Mobility - 6 to less than 7 years
NumSpcMob_7y	B5. Number of children who need additional assistance - Mobility - 7 to less than 8 years
NumSpcMob_8y	B5. Number of children who need additional assistance - Mobility - 8 to less than 9 years
NumSpcMob_9y	B5. Number of children who need additional assistance - Mobility - 9 to less than 10 years
NumSpcMob_10y	B5. Number of children who need additional assistance - Mobility - 10 to less than 11 years
NumSpcMob_11y	B5. Number of children who need additional assistance - Mobility - 11 to less than 12 years
NumSpcMob_12yplus	B5. Number of children who need additional assistance - Mobility - 12 years or over
NumSpcMob_total	B5. Number of children who need additional assistance - Mobility - total
NumSpcSC_0y	B5. Number of children who need additional assistance - Self care - 0 to less than 1 year
NumSpcSC_1y	B5. Number of children who need additional assistance - Self care - 1 to less than 2 years
NumSpcSC_2y	B5. Number of children who need additional assistance - Self care - 2 to less than 3 years
NumSpcSC_3y	B5. Number of children who need additional assistance - Self care - 3 to less than 4 years
NumSpcSC_4y	B5. Number of children who need additional assistance - Self care - 4 to less than 5 years
NumSpcSC_5y	B5. Number of children who need additional assistance - Self care - 5 to less than 6 years

Variable	Variable Label
NumSpcSC_6y	B5. Number of children who need additional assistance - Self care - 6 to less than 7 years
NumSpcSC_7y	B5. Number of children who need additional assistance - Self care - 7 to less than 8 years
NumSpcSC_8y	B5. Number of children who need additional assistance - Self care - 8 to less than 9 years
NumSpcSC_9y	B5. Number of children who need additional assistance - Self care - 9 to less than 10 years
NumSpcSC_10y	B5. Number of children who need additional assistance - Self care - 10 to less than 11 years
NumSpcSC_11y	B5. Number of children who need additional assistance - Self care - 11 to less than 12 years
NumSpcSC_12yplus	B5. Number of children who need additional assistance - Self care - 12 years or over
NumSpcSC_total	B5. Number of children who need additional assistance - Self care - total
NumSpclPIR_0y	B5. Number of children who need additional assistance - Inter-personal interactions and relationships - 0 to less than 1 year
NumSpclPIR_1y	B5. Number of children who need additional assistance - Inter-personal interactions and relationships - 1 to less than 2 years
NumSpclPIR_2y	B5. Number of children who need additional assistance - Inter-personal interactions and relationships - 2 to less than 3 years
NumSpclPIR_3y	B5. Number of children who need additional assistance - Inter-personal interactions and relationships - 3 to less than 4 years
NumSpclPIR_4y	B5. Number of children who need additional assistance - Inter-personal interactions and relationships - 4 to less than 5 years
NumSpclPIR_5y	B5. Number of children who need additional assistance - Inter-personal interactions and relationships - 5 to less than 6 years
NumSpclPIR_6y	B5. Number of children who need additional assistance - Inter-personal interactions and relationships - 6 to less than 7 years
NumSpclPIR_7y	B5. Number of children who need additional assistance - Inter-personal interactions and relationships - 7 to less than 8 years
NumSpclPIR_8y	B5. Number of children who need additional assistance - Inter-personal interactions and relationships - 8 to less than 9 years
NumSpclPIR_9y	B5. Number of children who need additional assistance - Inter-personal interactions and relationships - 9 to less than 10 years
NumSpclPIR_10y	B5. Number of children who need additional assistance - Inter-personal interactions and relationships - 10 to less than 11 years
NumSpclPIR_11y	B5. Number of children who need additional assistance - Inter-personal interactions and relationships - 11 to less than 12 years
NumSpclPIR_12yplus	B5. Number of children who need additional assistance - Inter-personal interactions and relationships - 12 years or over
NumSpclPIR_total	B5. Number of children who need additional assistance - Inter-personal interactions and relationships - total
NumSpcOth_0y	B5. Number of children who need additional assistance - Other areas - 0 to less than 1 year
NumSpcOth_1y	B5. Number of children who need additional assistance - Other areas - 1 to less than 2 years
NumSpcOth_2y	B5. Number of children who need additional assistance - Other areas - 2 to less than 3 years
NumSpcOth_3y	B5. Number of children who need additional assistance - Other areas - 3 to less than 4 years
NumSpcOth_4y	B5. Number of children who need additional assistance - Other areas - 4 to less than 5 years
NumSpcOth_5y	B5. Number of children who need additional assistance - Other areas - 5 to less than 6 years

Variable	Variable Label
NumSpcOth_6y	B5. Number of children who need additional assistance - Other areas - 6 to less than 7 years
NumSpcOth_7y	B5. Number of children who need additional assistance - Other areas - 7 to less than 8 years
NumSpcOth_8y	B5. Number of children who need additional assistance - Other areas - 8 to less than 9 years
NumSpcOth_9y	B5. Number of children who need additional assistance - Other areas - 9 to less than 10 years
NumSpcOth_10y	B5. Number of children who need additional assistance - Other areas - 10 to less than 11 years
NumSpcOth_11y	B5. Number of children who need additional assistance - Other areas - 11 to less than 12 years
NumSpcOth_12yplus	B5. Number of children who need additional assistance - Other areas - 12 years or over
NumSpcOth_total	B5. Number of children who need additional assistance - Other areas - total
TotSpcNeed_0	B5. Number of children who need additional assistance - Total children needing assistance - 0 to less than 1 year
TotSpcNeed_1	B5. Number of children who need additional assistance - Total children needing assistance - 1 to less than 2 years
TotSpcNeed_2	B5. Number of children who need additional assistance - Total children needing assistance - 2 to less than 3 years
TotSpcNeed_3	B5. Number of children who need additional assistance - Total children needing assistance - 3 to less than 4 years
TotSpcNeed_4	B5. Number of children who need additional assistance - Total children needing assistance - 4 to less than 5 years
TotSpcNeed_5	B5. Number of children who need additional assistance - Total children needing assistance - 5 to less than 6 years
TotSpcNeed_6	B5. Number of children who need additional assistance - Total children needing assistance - 6 to less than 7 years
TotSpcNeed_7	B5. Number of children who need additional assistance - Total children needing assistance - 7 to less than 8 years
TotSpcNeed_8	B5. Number of children who need additional assistance - Total children needing assistance - 8 to less than 9 years
TotSpcNeed_9	B5. Number of children who need additional assistance - Total children needing assistance - 9 to less than 10 years
TotSpcNeed_10	B5. Number of children who need additional assistance - Total children needing assistance - 10 to less than 11 years
TotSpcNeed_11	B5. Number of children who need additional assistance - Total children needing assistance - 11 to less than 12 years
TotSpcNeed_12yplus	B5. Number of children who need additional assistance - Total children needing assistance - 12 years or over
TOTSpcNeed_total	B5. Number of children who need additional assistance - Total children needing assistance - total
PreSch_Deliver	C1. Any workers in service deliver or assist in delivering an in-house program
Curric_NEYLF	C2. Program delivered to curriculum or framework - Yes (Early Years Learning Framework)
Curric_StatT	C2. Program delivered to curriculum or framework - Yes (State / Territory curriculum or framework)
Curric_Other	C2. Program delivered to curriculum or framework - Yes (other curriculum or framework)
Curric_None	C2. Program delivered to curriculum or framework - No
Curric_DK	C2. Program delivered to curriculum or framework - Don't Know
Curric_999	C2. Program delivered to curriculum or framework - Not answered
C4	C3. In-house program delivered by teacher with university quals in relevant field
C5A_1	C4a. Number of children enrolled in in-house program - 3 to less than 4 years

Variable	Variable Label
C5A_2	C4a. Number of children enrolled in in-house program - 4 to less than 5 years
C5A_3	C4a. Number of children enrolled in in-house program - 5 to less than 6 years
C5A_4	C4a. Number of children enrolled in in-house program - 6 years or over
c5a_total	C4a. Number of children enrolled in in-house program - total
C5B_1	C4b. Number of children attended program during reference week - 3 to less than 4 years
C5B_2	C4b. Number of children attended program during reference week - 4 to less than 5 years
C5B_3	C4b. Number of children attended program during reference week - 5 to less than 6 years
C5B_4	C4b. Number of children attended program during reference week - 6 years or over
c5b_total	C4b. Number of children attended program during reference week - total
C5D_1	C4c. Number of enrolled children require additional assistance - 3 to less than 4 years
C5D_2	C4c. Number of enrolled children require additional assistance - 4 to less than 5 years
C5D_3	C4c. Number of enrolled children require additional assistance - 5 to less than 6 years
C5D_4	C4c. Number of enrolled children require additional assistance - 6 years or over
c5d_total	C4c. Number of enrolled children require additional assistance - total
rlicvsmx	Ratio - Licensed places vs maximum capacity
rmxvstyp	Ratio - Maximum capacity vs Typical capacity
weight1s	Service level weighting variable 1 - State by Service Type
weight2s	Service level weighting variable 2 - State by Service Type by Remoteness

Table 6 National Workforce Census 2016 Workers data

Variable	Variable Label
WID	Worker ID
ServiceType	Service Type
service_partner_ID	Service - Service unique reference number
State	State
PreSch_Deliver	C1. Any workers in service deliver or assist in delivering an in-house program
Curric_NEYLF	C2. Program delivered to curriculum or framework - Yes (Early Years Learning Framework)
Curric_StatT	C2. Program delivered to curriculum or framework - Yes (State / Territory curriculum or framework)
Curric_Other	C2. Program delivered to curriculum or framework - Yes (other curriculum or framework)
Curric_None	C2. Program delivered to curriculum or framework - No
Curric_DK	C2. Program delivered to curriculum or framework - Don't Know
Curric_999	C2. Program delivered to curriculum or framework - Not answered
C4	C3. In-house program delivered by teacher with university quals in relevant field
C5A_1	C4a - Number of children enrolled in in-house program - 3 to less than 4 years
C5A_2	C4a - Number of children enrolled in in-house program - 4 to less than 5 years
C5A_3	C4a - Number of children enrolled in in-house program - 5 to less than 6 years
C5A_4	C4a - Number of children enrolled in in-house program - 6 years or over
c5a_total	C4a - Number of children enrolled in in-house program - total
C5B_1	C4b - Number of children attended program during reference week - 3 to less than 4 years
C5B_2	C4b - Number of children attended program during reference week - 4 to less than 5 years
C5B_3	C4b - Number of children attended program during reference week - 5 to less than 6 years
C5B_4	C4b - Number of children attended program during reference week - 6 years or over
c5b_total	C4b - Number of children attended program during reference week - total
C5D_1	C4c - Number of enrolled children require additional assistance - 3 to less than 4 years
C5D_2	C4c - Number of enrolled children require additional assistance - 4 to less than 5 years
C5D_3	C4c - Number of enrolled children require additional assistance - 5 to less than 6 years
C5D_4	C4c - Number of enrolled children require additional assistance - 6 years or over
c5d_total	C4c - Number of enrolled children require additional assistance - total
StaffAge	D2a. Age
age_grp	D2a. Age - Categories
Sex	D2b. Gender
emp_paid	D3. Work paid or unpaid
emp_paid_new	D3. Work paid or unpaid
emp_type	D4. Main type of work
emp_type_new	D4. Main type of work
emp_role	D5. Main role
emp_role_new	D5. Main role
DeliveryTime	D6. Hours in total spent in face-to-face delivery of the in-house kindergarten/preschool program
emp_stat	D7. Employment status
emp_term	D8. Employment arrangements/terms

Variable	Variable Label
emp_term_cat	D8. Employment arrangements/terms - Categories
work_tm	D9. Actual hours worked
yrs_exp	D10. Years of experience in early childhood and care sector
yrs_emp	D11. Years of experience with this service
yrs_con	D12. Years as a contact worker with this service
high_qual	D13. Field of highest completed qualification
HIGH_QUAL_NEW	D13. Field of highest completed qualification
highattain	D14. Highest level of relevant qualification
highattain_strd_cat	D14. Highest level of relevant qualification - Categories
HIGHATTAIN_NEW	D14. Highest level of relevant qualification
HIGHATTAIN_STRD_CAT_NEW	D14. Highest level of relevant qualification - Categories
studying	D15. Currently enrolled in studying for qualification
Studying_fields	D16. Currently fields that enrolled in studying for qualification
Studying_levels	D17. Currently level that enrolled in studying for qualification
Train_MgmtFin	D18. Areas undertaken professional development training in previous 12 months - Management or financial training
Train_Needs	D18. Areas undertaken professional development training in previous 12 months - Training for additional needs
Train_OtherCC	D18. Areas undertaken professional development training in previous 12 months - Other child care related training
Train_OtherRlvnt	D18. Areas undertaken professional development training in previous 12 months - Other relevant training courses
Train_NoTrain	D18. Areas undertaken professional development training in previous 12 months - No training courses undertaken
Train_999	D18. Areas undertaken professional development training in previous 12 months - Not answered
weight1w	Rim weighting - State by Service Type + State by size + Type by size
weight2w	Rim weighting - State by Service Type by Remoteness + State by size + Type by size
fallstaff	Filter - All staff for reporting (hours worked > 0)
fallconstaff	Filter - All contact staff
fpdconstaff	Filter - Paid contact staff
qual_cat	Filter - Highest qualification (category)
currqual_cat	Filter - Qualification currently studying (category)

Table 7 Child level Child Care Management System data (weekly), Mar qtr 2010 to Jun qtr 2018

Variable	Description
service_id	Service ID
customer_id	Customer ID
child_id	Child ID
partner_id	Partner ID
parentorg_id	Parent organisation (service) ID
org_id	Organisation (service) ID
servicetype	Service type
weekenddate	The date that represents the end of the child care week.
ageyears_child	Child age (in years) at 30 June of the year
name_svc	Name of the service
state_svc	Organisation (service) state
feeamt	Charge for weekly hours attended by the childcare service to the family pre CCB. Includes both standard and non-standard hour based fees
feeamt_std	Charge for weekly standard hours attended by the childcare service to the family pre CCB
feeamt_nstd	Charge for weekly non-standard hours attended by the childcare service to the family pre CCB
feeamt_plusext ras	Charge for weekly hours attended by the childcare service to the family pre CCB + extras (eg nappies, etc)
ccbamt	Child Care Benefit expenditure paid as a fee relief to families with children using approved child care services
ccbhr	The number of CCB total hours a child uses care in a week.
ccbpc	Percentage of child care benefit paid to parents as calculated by the Family Assistance Office. The percentage is calculated by the Family Assistance Office in accordance with family assistance legislation and is used in calculating the family's CCB fee reduction.
ccbrate	Category of child care benefit paid to parents.
sccbtype	Special Child Care Benefit type
ccbtype	Type of child care benefit received by family.
CCRest	Estimated Child Care Rebate value per child per week
ccr_inel	CCR ineligibility indicator
jetamt	JETCCFA (Jobs, Education and Training Child Care Fee Assistance) amount
jethr	Number of hours that JETCCFA applies

Table 8 Service level Child Care Management System data, 2010-2018

Variable	Description
service_id	Service ID
servicetype	Service type in the CCMS system (CCB system)
name_svc	Name of the service
parentorg_id	Parent organisation (service) ID
org_name	The name of the organisation that the service belongs to.
org_id	Organisation (service) ID
For_profit	Flag identifying if the organisation is for profit
address_svc	Organisation (service) address
pcode_svc	Organisation (service) post code
state_svc	Organisation (service) state
suburb_svc	Organisation (service) suburb
lat_svc	Latitude of the physical address of the service Note: for Family day care and In home care this is the location of the head office
long_svc	Longitude of the physical address of the service Note: for Family day care and In home care this is the location of the head office

Table 9 National Workforce Census 2013 Services data

Variable	Variable Label
ScheduleID	ScheduleID - Service identifier (for all services, except preschools)
PreSchID	Workforce Census Preschool ID - Service identifier (for preschools only)
ServiceType	Service Type
ROGS_Flag	FILTER - ROGS record
QnaireType	Questionnaire Type
NumWorkers	Number of workers (total responding workers from ScheduleID)
SurveyPart	Data source
SurveyHC	Hardcopy Questionnaire Type - Part 1
State	State
Remote_Area_Code	Remote Area Code
Remote_Area_Name	Remote Area Name
LATITUDE	Latitude
LONGITUDE	Longitude
LGA2013_Code	LGA code
LGA2013_Name	LGA name
Electorate2013	Electorate
SvcFDC	Is service a Family Day Care service - A1/-
n_lic_pl	Number of places is this service licensed to provide at any one time - A2/-
TotCar_0_24m	FILTER - Total offered care to children aged 0 to 24 months - A3/-
TotCar_25_35m	FILTER - Total offered care to children aged 25 to 35 months - A3/-
TotCar_3_5y	FILTER - Total offered care to children aged 3 to 5 years - A3/-
TotCar_6yplus	FILTER - Total offered care to children aged 6 years or older - A3/-
MxCarNonV_0_24m	Maximum number of children to whom care is offered DOES NOT VARY by day of week - 0 to 24 months - A3/-
MxCarNonV_25_35m	Maximum number of children to whom care is offered DOES NOT VARY by day of week - 25 to 35 months - A3/-
MxCarNonV_3_5y	Maximum number of children to whom care is offered DOES NOT VARY by day of week - 3 to 5 years - A3/-
MxCarNonV_6yplus	Maximum number of children to whom care is offered DOES NOT VARY by day of week - 6 years or older - A3/-
MxCarMon_0_24m	Maximum number of children to whom care is offered VARIES by day of week - Monday - 0 to 24 months - A3/-
MxCarMon_25_35m	Maximum number of children to whom care is offered VARIES by day of week - Monday - 25 to 35 months - A3/-
MxCarMon_3_5y	Maximum number of children to whom care is offered VARIES by day of week - Monday - 3 to 5 years - A3/-
MxCarMon_6yplus	Maximum number of children to whom care is offered VARIES by day of week - Monday - 6 years or older - A3/-
MxCarTue_0_24m	Maximum number of children to whom care is offered VARIES by day of week - Tuesday - 0 to 24 months - A3/-
MxCarTue_25_35m	Maximum number of children to whom care is offered VARIES by day of week - Tuesday - 25 to 35 months - A3/-
MxCarTue_3_5y	Maximum number of children to whom care is offered VARIES by day of week - Tuesday - 3 to 5 years - A3/-
MxCarTue_6yplus	Maximum number of children to whom care is offered VARIES by day of week - Tuesday - 6 years or older - A3/-
MxCarWed_0_24m	Maximum number of children to whom care is offered VARIES by day of week - Wednesday - 0 to 24 months - A3/-
MxCarWed_25_35m	Maximum number of children to whom care is offered VARIES by day of week - Wednesday - 25 to 35 months - A3/-

MxCarWed_3_5y	Maximum number of children to whom care is offered VARIES by day of week - Wednesday - 3 to 5 years - A3/-
MxCarWed_6yplus	Maximum number of children to whom care is offered VARIES by day of week - Wednesday - 6 years or older - A3/-
MxCarThu_0_24m	Maximum number of children to whom care is offered VARIES by day of week - Thursday - 0 to 24 months - A3/-
MxCarThu_25_35m	Maximum number of children to whom care is offered VARIES by day of week - Thursday - 25 to 35 months - A3/-
MxCarThu_3_5y	Maximum number of children to whom care is offered VARIES by day of week - Thursday - 3 to 5 years - A3/-
MxCarThu_6yplus	Maximum number of children to whom care is offered VARIES by day of week - Thursday - 6 years or older - A3/-
MxCarFri_0_24m	Maximum number of children to whom care is offered VARIES by day of week - Friday - 0 to 24 months - A3/-
MxCarFri_25_35m	Maximum number of children to whom care is offered VARIES by day of week - Friday - 25 to 35 months - A3/-
MxCarFri_3_5y	Maximum number of children to whom care is offered VARIES by day of week - Friday - 3 to 5 years - A3/-
MxCarFri_6yplus	Maximum number of children to whom care is offered VARIES by day of week - Friday - 6 years or older - A3/-
MxCarSat_0_24m	Maximum number of children to whom care is offered VARIES by day of week - Saturday - 0 to 24 months - A3/-
MxCarSat_25_35m	Maximum number of children to whom care is offered VARIES by day of week - Saturday - 25 to 35 months - A3/-
MxCarSat_3_5y	Maximum number of children to whom care is offered VARIES by day of week - Saturday - 3 to 5 years - A3/-
MxCarSat_6yplus	Maximum number of children to whom care is offered VARIES by day of week - Saturday - 6 years or older - A3/-
MxCarSun_0_24m	Maximum number of children to whom care is offered VARIES by day of week - Sunday - 0 to 24 months - A3/-
MxCarSun_25_35m	Maximum number of children to whom care is offered VARIES by day of week - Sunday - 25 to 35 months - A3/-
MxCarSun_3_5y	Maximum number of children to whom care is offered VARIES by day of week - Sunday - 3 to 5 years - A3/-
MxCarSun_6yplus	Maximum number of children to whom care is offered VARIES by day of week - Sunday - 6 years or older - A3/-
MonAOpen	Earliest time of day child care available - Monday - Opening time A - A4/-
MonAClose	Latest time of day child care available - Monday - Closing time A - A4/-
MonBOpen	Earliest time of day child care available - Monday - Opening time B - A4/-
MonBClose	Latest time of day child care available - Monday - Closing time B - A4/-
TueAOpen	Earliest time of day child care available - Tuesday - Opening time A - A4/-
TueAClose	Latest time of day child care available - Tuesday - Closing time A - A4/-
TueBOpen	Earliest time of day child care available - Tuesday - Opening time B - A4/-
TueBClose	Latest time of day child care available - Tuesday - Closing time B - A4/-
WedAOpen	Earliest time of day child care available - Wednesday - Opening time A - A4/-
WedAClose	Latest time of day child care available - Wednesday - Closing time A - A4/-
WedBOpen	Earliest time of day child care available - Wednesday - Opening time B - A4/-
WedBClose	Latest time of day child care available - Wednesday - Closing time B - A4/-
ThuAOpen	Earliest time of day child care available - Thursday - Opening time A - A4/-
ThuAClose	Latest time of day child care available - Thursday - Closing time A - A4/-
ThuBOpen	Earliest time of day child care available - Thursday - Opening time B - A4/-
ThuBClose	Latest time of day child care available - Thursday - Closing time B - A4/-
FriAOpen	Earliest time of day child care available - Friday - Opening time A - A4/-
FriAClose	Latest time of day child care available - Friday - Closing time A - A4/-

FriBOpen	Earliest time of day child care available - Friday - Opening time B - A4/-
FriBClose	Latest time of day child care available - Friday - Closing time B - A4/-
SatAOpen	Earliest time of day child care available - Saturday - Opening time A - A4/-
SatAClose	Latest time of day child care available - Saturday - Closing time A - A4/-
SatBOpen	Earliest time of day child care available - Saturday - Opening time B - A4/-
SatBClose	Latest time of day child care available - Saturday - Closing time B - A4/-
SunAOpen	Earliest time of day child care available - Sunday - Opening time A - A4/-
SunAClose	Latest time of day child care available - Sunday - Closing time A - A4/-
SunBOpen	Earliest time of day child care available - Sunday - Opening time B - A4/-
SunBClose	Latest time of day child care available - Sunday - Closing time B - A4/-
Non_std	Non-standard hours
Non_std_10_2013	Non-standard hours of care
Non_std_12_2013	Non-standard hours of care - Experimental
HasExemption	Approval, exemption, or other formal permission for workers without required qualifications - A5/A3
NumExemption	Number of positions had approval, exemption, or other formal permission - A5_2/A3_2
A5A	A5a - Any positions with exemption require EC teaching qualification
A6	A6 - Number of contact staff left the service P12M
NumAttend_0y	Number of children attending during reference week - 0 to less than 1 year - B1/-
NumAttend_1y	Number of children attending during reference week - 1 to less than 2 years - B1/-
NumAttend_2y	Number of children attending during reference week - 2 to less than 3 years - B1/-
NumAttend_3y	Number of children attending during reference week - 3 to less than 4 years - B1/-
NumAttend_4y	Number of children attending during reference week - 4 to less than 5 years - B1/-
NumAttend_5y	Number of children attending during reference week - 5 to less than 6 years - B1/-
NumAttend_6y	Number of children attending during reference week - 6 to less than 7 years - B1/-
NumAttend_7y	Number of children attending during reference week - 7 to less than 8 years - B1/-
NumAttend_8y	Number of children attending during reference week - 8 to less than 9 years - B1/-
NumAttend_9y	Number of children attending during reference week - 9 to less than 10 years - B1/-
NumAttend_10y	Number of children attending during reference week - 10 to less than 11 years - B1/-
NumAttend_11y	Number of children attending during reference week - 11 to less than 12 years - B1/-
NumAttend_12yplus	Number of children attending during reference week - 12 years or over - B1/-
NumAttendTotal	Number of children attending during reference week - total - B1/-
NumATSI_0y	Number of children of Aboriginal or Torres Strait Islander origin - 0 to less than 1 year - B2/-
NumATSI_1y	Number of children of Aboriginal or Torres Strait Islander origin - 1 to less than 2 years - B2/-
NumATSI_2y	Number of children of Aboriginal or Torres Strait Islander origin - 2 to less than 3 years - B2/-
NumATSI_3y	Number of children of Aboriginal or Torres Strait Islander origin - 3 to less than 4 years - B2/-
NumATSI_4y	Number of children of Aboriginal or Torres Strait Islander origin - 4 to less than 5 years - B2/-
NumATSI_5y	Number of children of Aboriginal or Torres Strait Islander origin - 5 to less than 6 years - B2/-
NumATSI_6y	Number of children of Aboriginal or Torres Strait Islander origin - 6 to less than 7 years - B2/-
NumATSI_7y	Number of children of Aboriginal or Torres Strait Islander origin - 7 to less than 8 years - B2/-
NumATSI_8y	Number of children of Aboriginal or Torres Strait Islander origin - 8 to less than 9 years - B2/-

NumATSI_9y	Number of children of Aboriginal or Torres Strait Islander origin - 9 to less than 10 years - B2/-
NumATSI_10y	Number of children of Aboriginal or Torres Strait Islander origin - 10 to less than 11 years - B2/-
NumATSI_11y	Number of children of Aboriginal or Torres Strait Islander origin - 11 to less than 12 years - B2/-
NumATSI_12yplus	Number of children of Aboriginal or Torres Strait Islander origin - 12 years or over - B2/-
NumATSITotal	Number of children of Aboriginal or Torres Strait Islander origin - total – B2/-
NumLOTE_0y	Number of children where language other than english spoken at home - 0 to less than 1 year - B3/-
NumLOTE_1y	Number of children where language other than english spoken at home - 1 to less than 2 years - B3/-
NumLOTE_2y	Number of children where language other than english spoken at home - 2 to less than 3 years - B3/-
NumLOTE_3y	Number of children where language other than english spoken at home - 3 to less than 4 years - B3/-
NumLOTE_4y	Number of children where language other than english spoken at home - 4 to less than 5 years - B3/-
NumLOTE_5y	Number of children where language other than english spoken at home - 5 to less than 6 years - B3/-
NumLOTE_6y	Number of children where language other than english spoken at home - 6 to less than 7 years - B3/-
NumLOTE_7y	Number of children where language other than english spoken at home - 7 to less than 8 years - B3/-
NumLOTE_8y	Number of children where language other than english spoken at home - 8 to less than 9 years - B3/-
NumLOTE_9y	Number of children where language other than english spoken at home - 9 to less than 10 years - B3/-
NumLOTE_10y	Number of children where language other than english spoken at home - 10 to less than 11 years - B3/-
NumLOTE_11y	Number of children where language other than english spoken at home - 11 to less than 12 years - B3/-
NumLOTE_12yplus	Number of children where language other than english spoken at home - 12 years or over - B3/-
NumLOTETotal	Number of children where language other than english spoken at home - total – B3/-
NumSpCLAK_0y	Number of children who need additional assistance - Learning and applying knowledge - 0 to less than 1 year - B4/-
NumSpCLAK_1y	Number of children who need additional assistance - Learning and applying knowledge - 1 to less than 2 years - B4/-
NumSpCLAK_2y	Number of children who need additional assistance - Learning and applying knowledge - 2 to less than 3 years - B4/-
NumSpCLAK_3y	Number of children who need additional assistance - Learning and applying knowledge - 3 to less than 4 years - B4/-
NumSpCLAK_4y	Number of children who need additional assistance - Learning and applying knowledge - 4 to less than 5 years - B4/-
NumSpCLAK_5y	Number of children who need additional assistance - Learning and applying knowledge - 5 to less than 6 years - B4/-
NumSpCLAK_6y	Number of children who need additional assistance - Learning and applying knowledge - 6 to less than 7 years - B4/-
NumSpCLAK_7y	Number of children who need additional assistance - Learning and applying knowledge - 7 to less than 8 years - B4/-
NumSpCLAK_8y	Number of children who need additional assistance - Learning and applying knowledge - 8 to less than 9 years - B4/-
NumSpCLAK_9y	Number of children who need additional assistance - Learning and applying knowledge - 9 to less than 10 years - B4/-

NumSpcLAK_10y	Number of children who need additional assistance - Learning and applying knowledge - 10 to less than 11 years - B4/-
NumSpcLAK_11y	Number of children who need additional assistance - Learning and applying knowledge - 11 to less than 12 years - B4/-
NumSpcLAK_12yplus	Number of children who need additional assistance - Learning and applying knowledge - 12 years or over - B4/-
NumSpcLAK_total	Number of children who need additional assistance - Learning and applying knowledge -total- B4/-
NumSpcCom_0y	Number of children who need additional assistance - Communication - 0 to less than 1 year - B4/-
NumSpcCom_1y	Number of children who need additional assistance - Communication - 1 to less than 2 years - B4/-
NumSpcCom_2y	Number of children who need additional assistance - Communication - 2 to less than 3 years - B4/-
NumSpcCom_3y	Number of children who need additional assistance - Communication - 3 to less than 4 years - B4/-
NumSpcCom_4y	Number of children who need additional assistance - Communication - 4 to less than 5 years - B4/-
NumSpcCom_5y	Number of children who need additional assistance - Communication - 5 to less than 6 years - B4/-
NumSpcCom_6y	Number of children who need additional assistance - Communication - 6 to less than 7 years - B4/-
NumSpcCom_7y	Number of children who need additional assistance - Communication - 7 to less than 8 years - B4/-
NumSpcCom_8y	Number of children who need additional assistance - Communication - 8 to less than 9 years - B4/-
NumSpcCom_9y	Number of children who need additional assistance - Communication - 9 to less than 10 years - B4/-
NumSpcCom_10y	Number of children who need additional assistance - Communication - 10 to less than 11 years - B4/-
NumSpcCom_11y	Number of children who need additional assistance - Communication - 11 to less than 12 years - B4/-
NumSpcCom_12yplus	Number of children who need additional assistance - Communication - 12 years or over - B4/-
NumSpcCom_total	Number of children who need additional assistance - Communication - total - B4/-
NumSpcMob_0y	Number of children who need additional assistance - Mobility - 0 to less than 1 year - B4/-
NumSpcMob_1y	Number of children who need additional assistance - Mobility - 1 to less than 2 years - B4/-
NumSpcMob_2y	Number of children who need additional assistance - Mobility - 2 to less than 3 years - B4/-
NumSpcMob_3y	Number of children who need additional assistance - Mobility - 3 to less than 4 years - B4/-
NumSpcMob_4y	Number of children who need additional assistance - Mobility - 4 to less than 5 years - B4/-
NumSpcMob_5y	Number of children who need additional assistance - Mobility - 5 to less than 6 years - B4/-
NumSpcMob_6y	Number of children who need additional assistance - Mobility - 6 to less than 7 years - B4/-
NumSpcMob_7y	Number of children who need additional assistance - Mobility - 7 to less than 8 years - B4/-
NumSpcMob_8y	Number of children who need additional assistance - Mobility - 8 to less than 9 years - B4/-
NumSpcMob_9y	Number of children who need additional assistance - Mobility - 9 to less than 10 years - B4/-
NumSpcMob_10y	Number of children who need additional assistance - Mobility - 10 to less than 11 years - B4/-

NumSpcMob_11y	Number of children who need additional assistance - Mobility - 11 to less than 12 years - B4/-
NumSpcMob_12yplus	Number of children who need additional assistance - Mobility - 12 years or over - B4/-
NumSpcMob_total	Number of children who need additional assistance - Mobility - total - B4/-
NumSpcSC_0y	Number of children who need additional assistance - Self care - 0 to less than 1 year - B4/-
NumSpcSC_1y	Number of children who need additional assistance - Self care - 1 to less than 2 years - B4/-
NumSpcSC_2y	Number of children who need additional assistance - Self care - 2 to less than 3 years - B4/-
NumSpcSC_3y	Number of children who need additional assistance - Self care - 3 to less than 4 years - B4/-
NumSpcSC_4y	Number of children who need additional assistance - Self care - 4 to less than 5 years - B4/-
NumSpcSC_5y	Number of children who need additional assistance - Self care - 5 to less than 6 years - B4/-
NumSpcSC_6y	Number of children who need additional assistance - Self care - 6 to less than 7 years - B4/-
NumSpcSC_7y	Number of children who need additional assistance - Self care - 7 to less than 8 years - B4/-
NumSpcSC_8y	Number of children who need additional assistance - Self care - 8 to less than 9 years - B4/-
NumSpcSC_9y	Number of children who need additional assistance - Self care - 9 to less than 10 years - B4/-
NumSpcSC_10y	Number of children who need additional assistance - Self care - 10 to less than 11 years - B4/-
NumSpcSC_11y	Number of children who need additional assistance - Self care - 11 to less than 12 years - B4/-
NumSpcSC_12yplus	Number of children who need additional assistance - Self care - 12 years or over - B4/-
NumSpcSC_total	Number of children who need additional assistance - Self care - total - B4/-
NumSpclPIR_0y	Number of children who need additional assistance - Inter-personal interactions and relationships - 0 to less than 1 year - B4/-
NumSpclPIR_1y	Number of children who need additional assistance - Inter-personal interactions and relationships - 1 to less than 2 years - B4/-
NumSpclPIR_2y	Number of children who need additional assistance - Inter-personal interactions and relationships - 2 to less than 3 years - B4/-
NumSpclPIR_3y	Number of children who need additional assistance - Inter-personal interactions and relationships - 3 to less than 4 years - B4/-
NumSpclPIR_4y	Number of children who need additional assistance - Inter-personal interactions and relationships - 4 to less than 5 years - B4/-
NumSpclPIR_5y	Number of children who need additional assistance - Inter-personal interactions and relationships - 5 to less than 6 years - B4/-
NumSpclPIR_6y	Number of children who need additional assistance - Inter-personal interactions and relationships - 6 to less than 7 years - B4/-
NumSpclPIR_7y	Number of children who need additional assistance - Inter-personal interactions and relationships - 7 to less than 8 years - B4/-
NumSpclPIR_8y	Number of children who need additional assistance - Inter-personal interactions and relationships - 8 to less than 9 years - B4/-
NumSpclPIR_9y	Number of children who need additional assistance - Inter-personal interactions and relationships - 9 to less than 10 years - B4/-
NumSpclPIR_10y	Number of children who need additional assistance - Inter-personal interactions and relationships - 10 to less than 11 years - B4/-
NumSpclPIR_11y	Number of children who need additional assistance - Inter-personal interactions and relationships - 11 to less than 12 years - B4/-

NumSpcPIR_12yplus	Number of children who need additional assistance - Inter-personal interactions and relationships - 12 years or over - B4/-
NumSpcPIR_total	Number of children who need additional assistance - Inter-personal interactions and relationships - total - B4/-
NumSpcOth_0y	Number of children who need additional assistance - Other areas - 0 to less than 1 year - B4/-
NumSpcOth_1y	Number of children who need additional assistance - Other areas - 1 to less than 2 years - B4/-
NumSpcOth_2y	Number of children who need additional assistance - Other areas - 2 to less than 3 years - B4/-
NumSpcOth_3y	Number of children who need additional assistance - Other areas - 3 to less than 4 years - B4/-
NumSpcOth_4y	Number of children who need additional assistance - Other areas - 4 to less than 5 years - B4/-
NumSpcOth_5y	Number of children who need additional assistance - Other areas - 5 to less than 6 years - B4/-
NumSpcOth_6y	Number of children who need additional assistance - Other areas - 6 to less than 7 years - B4/-
NumSpcOth_7y	Number of children who need additional assistance - Other areas - 7 to less than 8 years - B4/-
NumSpcOth_8y	Number of children who need additional assistance - Other areas - 8 to less than 9 years - B4/-
NumSpcOth_9y	Number of children who need additional assistance - Other areas - 9 to less than 10 years - B4/-
NumSpcOth_10y	Number of children who need additional assistance - Other areas - 10 to less than 11 years - B4/-
NumSpcOth_11y	Number of children who need additional assistance - Other areas - 11 to less than 12 years - B4/-
NumSpcOth_12yplus	Number of children who need additional assistance - Other areas - 12 years or over - B4/-
NumSpcOth_total	Number of children who need additional assistance - Other areas - total - B4/-
TotSpcNeed_0	Number of children who need additional assistance - Total children needing assistance - 0 to less than 1 year - B4/-
TotSpcNeed_1	Number of children who need additional assistance - Total children needing assistance - 1 to less than 2 years - B4/-
TotSpcNeed_2	Number of children who need additional assistance - Total children needing assistance - 2 to less than 3 years - B4/-
TotSpcNeed_3	Number of children who need additional assistance - Total children needing assistance - 3 to less than 4 years - B4/-
TotSpcNeed_4	Number of children who need additional assistance - Total children needing assistance - 4 to less than 5 years - B4/-
TotSpcNeed_5	Number of children who need additional assistance - Total children needing assistance - 5 to less than 6 years - B4/-
TotSpcNeed_6	Number of children who need additional assistance - Total children needing assistance - 6 to less than 7 years - B4/-
TotSpcNeed_7	Number of children who need additional assistance - Total children needing assistance - 7 to less than 8 years - B4/-
TotSpcNeed_8	Number of children who need additional assistance - Total children needing assistance - 8 to less than 9 years - B4/-
TotSpcNeed_9	Number of children who need additional assistance - Total children needing assistance - 9 to less than 10 years - B4/-
TotSpcNeed_10	Number of children who need additional assistance - Total children needing assistance - 10 to less than 11 years - B4/-
TotSpcNeed_11	Number of children who need additional assistance - Total children needing assistance - 11 to less than 12 years - B4/-
TotSpcNeed_12plus	Number of children who need additional assistance - Total children needing assistance - 12 years or over - B4/-

TOTSpcNeed_total	Number of children who need additional assistance - Total children needing assistance - total - B4/-
Num_DiffSrv	Number of children taken to a program delivered by a different service - C1/-
PreSch_Deliver	Any workers in service deliver or assist in delivering an in-house program - C2/A2
Curric_NEYLF	Program delivered to curriculum or framework - Yes (Early Years Learning Framework) - C3/A1
Curric_StatT	Program delivered to curriculum or framework - Yes (State / Territory curriculum or framework) - C3/A1
Curric_Other	Program delivered to curriculum or framework - Yes (Other) - C3/A1
Curric_None	Program delivered to curriculum or framework - No - C3/A1
Curric_DK	Program delivered to curriculum or framework - Don't Know - C3/A1
Curric_999	Program delivered to curriculum or framework - Not answered - C3/A1
C4	C4 - In-house program delivered by teacher with university quals in relevant field?
C5A_1	C5a - Number of children enrolled in in-house program - 3 to less than 4 years - C5/A4
C5A_2	C5a - Number of children enrolled in in-house program - 4 to less than 5 years - C5/A4
C5A_3	C5a - Number of children enrolled in in-house program - 5 to less than 6 years - C5/A4
C5A_4	C5a - Number of children enrolled in in-house program - 6 to less than 7 years - C5/A4
c5a_total	C5a - Number of children enrolled in in-house program - total - C5/A4
C5B_1	C5b - Number of children attended program during reference week - 3 to less than 4 years - C5/A4
C5B_2	C5b - Number of children attended program during reference week - 4 to less than 5 years - C5/A4
C5B_3	C5b - Number of children attended program during reference week - 5 to less than 6 years - C5/A4
C5B_4	C5b - Number of children attended program during reference week - 6 to less than 7 years - C5/A4
c5b_total	C5b - Number of children attended program during reference week - total - C5/A4
C5C_1	C5c - Number of enrolled children anticipated will go to school following year - 3 to less than 4 years - C5/A4
C5C_2	C5c - Number of enrolled children anticipated will go to school following year - 4 to less than 5 years - C5/A4
C5C_3	C5c - Number of enrolled children anticipated will go to school following year - 5 to less than 6 years - C5/A4
C5C_4	C5c - Number of enrolled children anticipated will go to school following year - 6 to less than 7 years - C5/A4
c5c_total	C5c - Number of enrolled children anticipated will go to school following year - total - C5/A4
C5D_1	C5d - Number of enrolled children require additional assistance - 3 to less than 4 years - C5/A4
C5D_2	C5d - Number of enrolled children require additional assistance - 4 to less than 5 years - C5/A4
C5D_3	C5d - Number of enrolled children require additional assistance - 5 to less than 6 years - C5/A4
C5D_4	C5d - Number of enrolled children require additional assistance - 6 to less than 7 years - C5/A4
c5d_total	C5d - Number of enrolled children require additional assistance - total - C5/A4
Time_hours	Hours spent completing the questionnaire - E1/C1
Time_mins	Minutes spent completing the questionnaire - E1/C1
complete_status	Completion Status
online_partial	Online Partial Complete
C5ab_3to4	Data quality issues - Services with greater attendance than enrolments (C5b>C5a) - 3 to less than 4 years
C5ab_4to5	Data quality issues - Services with greater attendance than enrolments (C5b>C5a) - 4 to less than 5 years

C5ab_5to6	Data quality issues - Services with greater attendance than enrolments (C5b>C5a) - 5 to less than 6 years
C5ab_6more	Data quality issues - Services with greater attendance than enrolments (C5b>C5a) - 6 years and over
C5ac_3to4	Data quality issues - Services with greater number of children anticipated to start school the following year than enrolments (C5c>C5a) - 3 to less than 4 years
C5ac_4to5	Data quality issues - Services with greater number of children anticipated to start school the following year than enrolments (C5c>C5a) - 4 to less than 5 years
C5ac_5to6	Data quality issues - Services with greater number of children anticipated to start school the following year than enrolments (C5c>C5a) - 5 to less than 6 years
C5ac_6over	Data quality issues - Services with greater number of children anticipated to start school the following year than enrolments (C5c>C5a) - 6 years and over
C5ad_4to5	Data quality issues - Services with greater number of children requiring additional assistance than enrolled (C5d>C5a) - 4 to less than 5 years
C5ad_5to6	Data quality issues - Services with greater number of children requiring additional assistance than enrolled (C5d>C5a) - 5 to less than 6 years
C5ad_6over	Data quality issues - Services with greater number of children requiring additional assistance than enrolled (C5d>C5a) - 6 years and over
C5bB1a_3to4	Data quality issues - Number of children attending an inhouse preschool program is greater than the number of children that attended during the reference week - 3 less than 4
C5bB1a_4to5	Data quality issues - Number of children attending an inhouse preschool program is greater than the number of children that attended during the reference week - 4 less than 5
C5bB1a_5to6	Data quality issues - Number of children attending an inhouse preschool program is greater than the number of children that attended during the reference week - 5 less than 6
C1B1a	Data quality issues - Number of children taken to a preschool program delivered by a different service is greater than the number of children attending the service (C1>B1a)
zeroworker	Flag variable - Zero worker
kidsperworker	Kids to worker ratio
goodbad	Flag to identify good bad data
C5dataedit	Updated with follow up data on C5
B1adataedit	Updated with follow up data on B1a
B4dataedit	Updated with follow up data on B4
State_wts	State
remoteness	Remoteness
weight1s	Service level weighting variable 1 - State by Service Type
cell_wts1	Service level weighting 1 cell
weight2s	Service level weighting variable 2 - State by Service Type by Remoteness
cell_wts2	Service level weighting 2 cell
excludeworkerfile	Excluded workers from these services in the workers file
lateflag	Late returns accepted

Table 10 National Workforce Census 2013 Workers data

Variable	Variable Label
WID	Worker ID
ScheduleID	ScheduleID
PreSchID	Workforce Census Preschool ID
ServiceType	Service Type
ROGS_Flag	FILTER - ROGS record
QnaireType	Questionnaire Type
NumWorkers	Number of workers (total responding workers from ScheduleID)
WorkerSeq	Worker number (worker sequence number within Workers)
SurveyPart	Data source
SurveyHC	Hardcopy Questionnaire Type - Part 1
State	State
Remote_Area_Code	Remote Area Code
Remote_Area_Name	Remote Area Name
LATITUDE	Latitude
LONGITUDE	Longitude
LGA2013_Code	LGA code
LGA2013_Name	LGA name
Electorate2013	Electorate
Num_DiffSrv	Number of children taken to a program delivered by a different service - C1/-
PreSch_Deliver	Any workers in service deliver or assist in delivering an in-house program - C2/A2
Curric_NEYLF	Program delivered to curriculum or framework - Yes (Early Years Learning Framework) - C3/A1
Curric_StatT	Program delivered to curriculum or framework - Yes (State / Territory curriculum or framework) - C3/A1
Curric_Other	Program delivered to curriculum or framework - Yes (Other) - C3/A1
Curric_None	Program delivered to curriculum or framework - No - C3/A1
Curric_DK	Program delivered to curriculum or framework - Don't Know - C3/A1
Curric_999	Program delivered to curriculum or framework - Not answered - C3/A1
C4	C4 - In-house program delivered by teacher with university quals in relevant field?
C5A_1	C5a - Number of children enrolled in in-house program - 3 to less than 4 years - C5/A4
C5A_2	C5a - Number of children enrolled in in-house program - 4 to less than 5 years - C5/A4
C5A_3	C5a - Number of children enrolled in in-house program - 5 to less than 6 years - C5/A4
C5A_4	C5a - Number of children enrolled in in-house program - 6 to less than 7 years - C5/A4
c5a_total	C5a - Number of children enrolled in in-house program - total - C5/A4
C5B_1	C5b - Number of children attended program during reference week - 3 to less than 4 years - C5/A4
C5B_2	C5b - Number of children attended program during reference week - 4 to less than 5 years - C5/A4
C5B_3	C5b - Number of children attended program during reference week - 5 to less than 6 years - C5/A4
C5B_4	C5b - Number of children attended program during reference week - 6 to less than 7 years - C5/A4
c5b_total	C5b - Number of children attended program during reference week - total - C5/A4
C5C_1	C5c - Number of enrolled children anticipated will go to school following year - 3 to less than 4 years - C5/A4
C5C_2	C5c - Number of enrolled children anticipated will go to school following year - 4 to less than 5 years - C5/A4

C5C_3	C5c - Number of enrolled children anticipated will go to school following year - 5 to less than 6 years - C5/A4
C5C_4	C5c - Number of enrolled children anticipated will go to school following year - 6 to less than 7 years - C5/A4
c5c_total	C5c - Number of enrolled children anticipated will go to school following year - total - C5/A4
C5D_1	C5d - Number of enrolled children require additional assistance - 3 to less than 4 years - C5/A4
C5D_2	C5d - Number of enrolled children require additional assistance - 4 to less than 5 years - C5/A4
C5D_3	C5d - Number of enrolled children require additional assistance - 5 to less than 6 years - C5/A4
C5D_4	C5d - Number of enrolled children require additional assistance - 6 to less than 7 years - C5/A4
c5d_total	C5d - Number of enrolled children require additional assistance - total - C5/A4
StaffAge	Age - D2a/B2a
age_grp	Age - D2a/B2a - Categories
Sex	Worker Sex (Male=1,Female=2) - D2b/B2b
emp_paid	Work paid or unpaid - D3/B3
emp_paid_new	Work paid or unpaid - D3/B3
emp_type	Main type of work - D4/B4
emp_type_new	Main type of work - D4/B4
emp_role	Main role - D5/B5
emp_role_new	Main role - D5/B5
PreSchFltr	Preschool filter: If 'Unpaid', 'Other work' or 'Non contact worker' go to next staff member - D6/-
inhouse_prog_confirm	Confirmation that service provided in-house program - D6/-
PreSch_tm_mon	Hours spent in face to face delivery of in-house program - Monday (base: all childcare; all preschool except D3=2 (unpaid), D4=4 (other work), D5=5 (non-contact worker)) - D7/B7
PreSch_tm_tue	Hours spent in face to face delivery of in-house program - Tuesday (base: all childcare; all preschool except D3=2 (unpaid), D4=4 (other work), D5=5 (non-contact worker)) - D7/B7
PreSch_tm_wed	Hours spent in face to face delivery of in-house program - Wednesday (base: all childcare; all preschool except D3=2 (unpaid), D4=4 (other work), D5=5 (non-contact worker)) - D7/B7
PreSch_tm_thu	Hours spent in face to face delivery of in-house program - Thursday (base: all childcare; all preschool except D3=2 (unpaid), D4=4 (other work), D5=5 (non-contact worker)) - D7/B7
PreSch_tm_fri	Hours spent in face to face delivery of in-house program - Friday (base: all childcare; all preschool except D3=2 (unpaid), D4=4 (other work), D5=5 (non-contact worker)) - D7/B7
PreSch_tm_sat	Hours spent in face to face delivery of in-house program - Saturday (base: all childcare; all preschool except D3=2 (unpaid), D4=4 (other work), D5=5 (non-contact worker)) - D7/B7
PreSch_tm_sun	Hours spent in face to face delivery of in-house program - Sunday (base: all childcare; all preschool except D3=2 (unpaid), D4=4 (other work), D5=5 (non-contact worker)) - D7/B7
emp_stat	Employment status (base: all childcare) - D8/-
emp_term	Employment arrangements/terms (base: all childcare) - D9/-
emp_term_cat	Employment arrangements/terms (base: all childcare) - D9/-
work_tm	Actual hours worked (base: all childcare; all preschool except D3=2 (unpaid), D4=4 (other work), D5=5 (non-contact worker)) - D10/B6
work_tm_hrs	FILTER - Total worked greater than 0 hours
yrs_exp	Years of experience in early childhood and care sector (base: all childcare) - D11/-

yrs_emp	Years of experience with this service (base: all childcare) - D12/-
yrs_con	Years as a contact worker with this service (base: all childcare) - D13/-
high_qual	Field of highest completed qualification (base: all childcare; all preschool except B3=2 (unpaid), B4=4 (unpaid), B5=5 (non-contact worker)) - D14/B8
HIGH_QUAL_NEW	Field of highest completed qualification (base: all childcare; all preschool except B3=2 (unpaid), B4=4 (unpaid), B5=5 (non-contact worker)) - D14/B8
highattain	Highest level of relevant qualification (base: all childcare; all preschool except D3=2 (unpaid), D4=4 (unpaid) D5=5 (non-contact worker)) - D15/B9
highattain_strd_cat	Highest level of relevant qualification (base: all childcare; all preschool except D3=2 (unpaid), D4=4 (unpaid) D5=5 (non-contact worker)) - D15/B9
HIGHATTAIN_NEW	Highest level of relevant qualification (base: all childcare; all preschool except D3=2 (unpaid), D4=4 (unpaid) D5=5 (non-contact worker)) - D15/B9
HIGHATTAIN_STRD_CAT_NEW	Highest level of relevant qualification (base: all childcare; all preschool except D3=2 (unpaid), D4=4 (unpaid) D5=5 (non-contact worker)) - D15/B9
studying	Currently enrolled in studying for qualification (base: all childcare) - D16/-
Train_MgmtFin	Areas undertaken professional development training in previous 12 months - Management or financial training (base: all childcare) - D17_1/-
Train_Needs	Areas undertaken professional development training in previous 12 months - Training for additional needs (base: all childcare) - D17_2/-
Train_OtherCC	Areas undertaken professional development training in previous 12 months - Other child care related training (base: all childcare) - D17_3/-
Train_OtherRlvnt	Areas undertaken professional development training in previous 12 months - Other relevant training courses (base: all childcare) - D17_4/-
Train_NoTrain	Areas undertaken professional development training in previous 12 months - No training courses undertaken (base: all childcare) - D17_5/-
Train_999	Areas undertaken professional development training in previous 12 months - Not answered (base: all childcare) - D17_999/-
complete_status	Completion Status
online_partial	Online Partial Complete
C5ab_3to4	Data quality issues - Services with greater attendance than enrolments (C5b>C5a) - 3 to less than 4 years
C5ab_4to5	Data quality issues - Services with greater attendance than enrolments (C5b>C5a) - 4 to less than 5 years
C5ab_5to6	Data quality issues - Services with greater attendance than enrolments (C5b>C5a) - 5 to less than 6 years
C5ab_6more	Data quality issues - Services with greater attendance than enrolments (C5b>C5a) - 6 years and over
C5ac_3to4	Data quality issues - Services with greater number of children anticipated to start school the following year than enrolments (C5c>C5a) - 3 to less than 4 years
C5ac_4to5	Data quality issues - Services with greater number of children anticipated to start school the following year than enrolments (C5c>C5a) - 4 to less than 5 years
C5ac_5to6	Data quality issues - Services with greater number of children anticipated to start school the following year than enrolments (C5c>C5a) - 5 to less than 6 years
C5ac_6over	Data quality issues - Services with greater number of children anticipated to start school the following year than enrolments (C5c>C5a) - 6 years and over
C5ad_4to5	Data quality issues - Services with greater number of children requiring additional assistance than enrolled (C5d>C5a) - 4 to less than 5 years
C5ad_5to6	Data quality issues - Services with greater number of children requiring additional assistance than enrolled (C5d>C5a) - 5 to less than 6 years
C5ad_6over	Data quality issues - Services with greater number of children requiring additional assistance than enrolled (C5d>C5a) - 6 years and over
C5b1a_3to4	Data quality issues - Number of children attending an inhouse preschool program is greater than the number of children that attended during the reference week - 3 less than 4

C5bB1a_4to5	Data quality issues - Number of children attending an inhouse preschool program is greater than the number of children that attended during the reference week - 4 less than 5
C5bB1a_5to6	Data quality issues - Number of children attending an inhouse preschool program is greater than the number of children that attended during the reference week - 5 less than 6
C1B1a	Data quality issues - Number of children taken to a preschool program delivered by a different service is greater than the number of children attending the service (C1>B1a)
State_wts	State
remoteness	Remoteness
weight1w	Rim weighting - State by Service Type + State by size + Type by size
weight2w	Rim weighting - State by Service Type by Remoteness + State by size + Type by size
lateflag	Late returns accepted

s 22

s 42, s 22

Pages 254-347 exempt in full - sections 42, 47E(d) and 47F

s 22

From:
To:
Cc:
Subject: RE: Deloitte [SEC=OFFICIAL:Sensitive]
Date: Thursday, 8 February 2024 11:37:00 AM
Attachments: [image001.png](#)
[PIC 24-009 \(JSA and Deloitte\) - signed.pdf](#)

Hi s 22 and all

Please find attached a new Public Interest Certificate that authorises the disclosure of CCS and NWC data, already supplied to JSA, to Deloitte to support the ECEC Capacity Study. The new PIC revokes the previous PIC (23-056) but the same conditions apply to you and Deloitte (pasted below and updated with the new PIC reference).

s 42

s 42, please supply me with the email address of the Deloitte staff that will need to download the data and I will get them access to the secure portal.

Thanks and happy to discuss

s 22

s 42

s 42

Page 349 exempt in full - section 42

From: s 22
Sent: Monday, January 22, 2024 9:42 AM
To: s 22
Cc:

s 22

Subject: RE: Deloitte [SEC=OFFICIAL:Sensitive]

OFFICIAL: Sensitive

Hi s 22

Thanks for starting the request! Please see attached a copy of the signed work order.

Cheers
s 22

Early Childhood Capacity Study | Workforce Futures Branch

Jobs and Skills Australia

 s 22

jobsandskills.gov.au

Jobs and Skills Australia acknowledges the traditional owners and custodians of country throughout Australia and their continuing connection to land, waters and community. We pay our respects to them and their cultures, and Elders past, present and emerging.

OFFICIAL: Sensitive

From: s 22
Sent: Friday, January 19, 2024 11:08 AM
To: s 22
Cc:

s 22

Subject: RE: Deloitte [SEC=OFFICIAL:Sensitive]

OFFICIAL: Sensitive

Hi s 22 and all

s 42

s 22, s 42

FYI – the contract variation that Deloitte have been previously asked to agree to have included the following conditions:

- a. Deloitte Access Economics must destroy all data and material provided by the Agency at the end of the project and confirm to the department in writing that it has done so.
- b. Deloitte Access Economics must comply with the ECEC NWC Data Protocol
- c. Deloitte Access Economics must refrain from re-identifying the data or undertaking any data-linking or data-matching
- d. Deloitte Access Economics must ensure that there is no protected or personal information in the final report or any other outputs from the Project
- e. Deloitte Access Economics is advised that unauthorised use or disclosure of protected information (such as Child Care Subsidy System data) is an offence under s 164 of the *A New Tax System (Family Assistance) (Administration) Act 1999*.

Happy to discuss

s 22

OFFICIAL: Sensitive

From: s 22

Sent: Thursday, January 18, 2024 4:35 PM

To: s 22

Cc:

s 22

Subject: Deloitte [SEC=OFFICIAL:Sensitive]

OFFICIAL: Sensitive

Hi s 22

Following the JSA x DoE meeting today, it was discussed that a PIC may be required for Deloitte to access data for use in modelling required in the ECEC capacity study.

We would be looking to get Deloitte access to the same data that has been shared with us thus far and we may need additional data at a later date. In the first instance, this would include:

- NWC data (2010, 2013, 2016, 2021)
- CCS data (historic to current)
- Forward Estimates for services demand used for MYEFO, including any methodology documentation (s 22) previously sent this to us and as advised in the meeting I

would wait for confirmation of whether it can be shared further)
Not sure on the timing and processes here but we are exploring the option of having Deloitte onboarded to JSA. If this is able to be done quickly, would this simply require Deloitte to sign Deed of Confidentialities as was completed recently for our new starters? However, we would not put our eggs in this basket and would prefer to proceed with both options (PIC, and onboarding to JSA).

Please reach out if further info is required.

Cheers

s 22

Early Childhood Capacity Study | Workforce Futures Branch
Jobs and Skills Australia

 s 22

jobsandskills.gov.au

Jobs and Skills Australia acknowledges the traditional owners and custodians of country throughout Australia and their continuing connection to land, waters and community. We pay our respects to them and their cultures, and Elders past, present and emerging.

OFFICIAL: Sensitive

*A New Tax System (Family Assistance) (Administration) Act 1999***Public Interest Certificate**

I, **s 22** of the Department of Education (the department), make this instrument under paragraph 168(1)(a) of the *A New Tax System (Family Assistance) (Administration) Act 1999*.

Dated 8 February 2024

s 22

Disclosure of information in the public interest**1 Commencement**

This instrument commences on the day it is signed.

2 Revocation

Public Interest Certificate (dated 15 December 2023) 23-056 is revoked.

3 Certification

In accordance with:

- (a) paragraph 168(1)(a) of the *A New Tax System (Family Assistance) (Administration) Act 1999*; and
- (b) section 15 of the *Family Assistance (Public Interest Certificate Guidelines) (Education) Determination 2018 (PIC Guidelines)*;

I certify that it is necessary in the public interest to disclose the information mentioned in section 5 to a person mentioned in section 6 for the purpose mentioned in section 4.

I certify that the information mentioned in section 5 cannot reasonably be obtained from a source other than the department and that the person mentioned in section 6 has sufficient interest in the information.

I have had regard to whether the person/s to whom the information relates is or may be subject to physical, psychological or emotional abuse and whether the person may be unable to give notice of his or her circumstance because of age, disability, social, cultural, family or other reasons. I am satisfied that such considerations do not give rise to a reason why the information in section 5 should not be disclosed to a person/s mentioned in section 6 for the purpose mentioned in section 4.

- 4 Purpose for which information may be disclosed**
The information described in section 5 may be disclosed in accordance with this instrument for the purposes of research, statistical analysis or policy development in relation to the Early Education and Care (ECEC) workforce and workforce-related matters which are activities within the Department's portfolio responsibilities.
- In particular, the information will be used for the ECEC Capacity Study, including identifying and analysing occupations for each of the different parts of the sector (pre-schools and kindergartens, centre-based day care, family day care, home-based care, and outside school hours care), their respective supply and demand factors, and geographical considerations to understand factors that impact training, attracting and retaining ECEC workers.
- 5 Information able to be disclosed**
The information to be disclosed for the purpose described in section 3 above is the information held by the department listed at Attachment A.
- 6 Recipients of information**
The information identified in section 5 may be disclosed to individuals employed or engaged by:
- Jobs and Skills Australia;
 - HUMANABILITY LTD (ACN: 665 836 608); or
 - Deloitte Access Economics Pty Ltd (ABN 97 149 633 116)
- who, from time to time, are involved in facilitating the matters mentioned in section 4.
- 7 Persons authorised to disclose the protected information**
An officer of the department whose duties relate to early childhood education and care policy or programs is authorised to disclose the information held by the department mentioned in section 5.

ATTACHMENT A

Table 1: Child level Child Care Subsidy data (weekly data)

Variable Name	Description
weekend_date	Last day of the calendar week to which the record relates (always a Sunday)
financial_year	Financial year in which the sessions of care take place
service_type	Child care service type: <ul style="list-style-type: none"> • CBDC=Centre Based Day Care, • OSHC=Outside School Hours Care, • FDC=Family Day Care, • IHC=In Home Care
service_name	Service name
customer_partner	Anonymised unique identifier of the customer (e.g. parent or guardian of child in approved care). This is an alternative to CRN.
child_partner	Anonymised unique identifier of the child. This is an alternative to CRN.
partner_partner	Anonymised unique identifier of the customer's partner (where applicable). This is an alternative to CRN.
service_partner	Anonymised unique identifier of the service. This is an alternative to CRN.
provider_partner	Anonymised unique identifier of the provider. This is an alternative to CRN.
session_day_num	Number of days on in the week with one or more sessions
session_care_num	Number of sessions in the week
customer_activity_hours	The total hours of 'recognised activity' undertaken each fortnight by the customer
partner_activity_hours	The total hours of 'recognised activity' undertaken each fortnight by the customer's partner (where applicable)
family_activity_hours	The total hours of 'recognised activity' undertaken each fortnight by the main parent/carer OR the partner whichever is the smallest
charged_fees	Total fees charged for the week (before subsidy)
charged_hours	Total hours for which fees are charged for the week
attended_hours	Number of hours in the week the child attended
allowed_hours	Maximum hours of subsidised care to which the family is entitled per fortnight
absence_usage	Number of sessions of care in the week that the child was absent. This is not necessarily the same as absence days because children may be recorded as absent for more than one session in a single day
ccs_usage	Total hours of care attracting CCS in a week
accs_usage	Total hours of care attracting ACCS in a week
annual_ccs_cap_usage	Part of subsidy that counts towards the annual cap - note the annual cap was removed from 10 December 2021
ccs	Estimated weekly CCS entitlements
ccs_withheld	CCS withheld
accs_type	ACCS payment type: <ul style="list-style-type: none"> • CWB=Child wellbeing subsidy, • TTW=Transition to Work subsidy, • GRP=Grandparent subsidy, • TFH=Temporary Financial Hardship subsidy
accs	Estimated weekly ACCS entitlements
estimated_family_income_1	Estimated annual family income - by CCS taper bands
estimated_family_income_2	Estimated annual family income - by standard ABS bands
estimated_family_income_3	Estimated annual family income - by CBDC deciles
child_age	Child's age calculated as at 30 June of the relevant financial year
customer_SA2_MAINCODE_2021	Geospatial information based on customer home address
customer_SA2_NAME_2021	Geospatial information based on customer home address

Variable Name	Description
customer_LGA_MAINCODE_2022	Geospatial information based on customer home address (for 2022 LGA boundaries)
customer_LGA_NAME_2022	Geospatial information based on customer home address (for 2022 LGA boundaries)
distance_home_to_service	Distance between service and home location according to the following groupings: <ul style="list-style-type: none"> • 01: 0.5km or closer • 02: > 0.5km - 1km • 03: > 1km - 2km • 04: > 2km - 3km • 05: > 3km - 5km • 06: > 5km - 10km • 07: > 10km - 20km • 08: > 20km - 50km • 09: > 50km - 100km • 10: > 100km • 99: Missing
ACCO_Service_Flag	Denotes whether service has been identified as an ACCO service: <ul style="list-style-type: none"> • Y=Yes • N=No

Table 2: Service level Child Care Subsidy data, 2019-2023

Variable	Definition
provider_name	Provider name
legal_entity	Provider legal entity code
legal_entity_desc	Provider legal entity description
provider_partner	Anonymised unique identifier of the provider
provider_ccs_status	Provider Child Care Subsidy (CCS) status
provider_ccs_start	Provider CCS status start date (date of effect for provider_ccs_status)
provider_address_line_1	Provider physical address line 1
provider_address_line_2	Provider physical address line 2
provider_suburb_name	Provider physical address suburb
provider_postcode	Provider physical address postcode
provider_state_code	Provider physical address state or territory
for_profit_flag	Flag indicating 'for-profit' status of the provider: <ul style="list-style-type: none"> • Y=for profit org • N=non-profit org
charity_flag	Flag indicating 'charity' status of the provider: <ul style="list-style-type: none"> • Y=for charity • N=not charity
provider_nlnum	Provider national law number
provider_nln_status	Provider national law status
provider_nln_start	Provider national law status start date (date of effect for provider_nln_status)
service_name	Service commercial business name.
service_care_type	Child care service type: CBDC=Centre Based Day Care, OSHC=Outside School Hours Care, FDC=Family Day Care, IHC=In Home Care
service_partner	Anonymised unique identifier of the service
service_ccs_status	Service CCS Status
service_ccs_start	Service CCS status start date (date of effect for service_ccs_status)
service_ccs_end	Service CCS status end date (end date for service_ccs_status)
service_nlnum	Service National Law Number
service_nln_status	Service National Law Status
service_nln_start	Service National Law status start date (date of effect for service_nln_status)
service_nln_end	Service National Law status end date (end date for service_nln_status)
service_address_line_1	Service physical address line 1
service_address_line_2	Service physical address line 2
service_suburb_name	Service physical address suburb
service_postcode	Service physical address postcode
service_state_code	Service physical address state or territory
service_lat	Service address latitude coordinates.
service_long	Service address longitude coordinates.
RA_CODE_2021	Service Remoteness Area code.
RA_NAME_2021	Service Remoteness Area name.
LGA_CODE_2022	Service Local Government Area (LGA) code. A code set representing an approximation of gazetted local government boundaries as defined by each State and Territory Local Government Department.

Variable	Definition
LGA_NAME_2022	Service Local Government Area (LGA) region name
ELECT_DIV_2018	Service address Federal electoral division.
ELECT_DIV_2021	Service address Federal electoral division.
SA1_MAINCODE	Service address Statistical area level 1 (SA1) code. A code set representing a geographical area aggregated from whole Mesh Blocks.
SA2_MAINCODE	Service address Statistical area, level 2 (SA2) code. A code set representing a medium-sized general purpose area aggregated from whole Statistical areas level 1 (SA1s).
SA2_NAME	Service address Statistical area, level 2 (SA2) region name.
SA3_CODE	Service Statistical area, level 3 (SA3) code.
SA3_NAME	Service Statistical area, level 3 (SA3) region name
SA4_CODE	Service Statistical area, level 4 (SA4) code
SA4_NAME	Service Statistical area, level 4 (SA4) region name
GCCSA_CODE	Service Greater Capital City Statistical Areas (GCCSAs) which are geographic areas built from Statistical Areas Level 4 (SA4s). A GCCSA is identified by a 5-character alphanumeric code. This comprises a 1-digit State or Territory identifier followed by a 4-character GCCSA identifier that is unique within each State and Territory.
GCCSA_NAME	Service Greater Capital City Statistical Areas (GCCSAs) name
count_children_svc_Jun2023	Count on children in the service in the last 4 weeks of June in the FY (weeks ending on Sunday: 11Jun2023, 18Jun2023, 25Jun2023, 02Jul2023)
_0_yrs_Jun2023	Count on children aged 0 years, as at 30 Jun 2023, in the service during the last 4 weeks of June (weeks ending on Sunday: 11Jun2023, 18Jun2023, 25Jun2023, 02Jul2023)
_1_yrs_Jun2023	Count on children aged 1 years, as at 30 Jun 2023, in the service during the last 4 weeks of June (weeks ending on Sunday: 11Jun2023, 18Jun2023, 25Jun2023, 02Jul2023)
_2_yrs_Jun2023	Count on children aged 2 years, as at 30 Jun 2023, in the service during the last 4 weeks of June (weeks ending on Sunday: 11Jun2023, 18Jun2023, 25Jun2023, 02Jul2023)
_3_yrs_Jun2023	Count on children aged 3 years, as at 30 Jun 2023, in the service during the last 4 weeks of June (weeks ending on Sunday: 11Jun2023, 18Jun2023, 25Jun2023, 02Jul2023)
_4_yrs_Jun2023	Count on children aged 4 years, as at 30 Jun 2023, in the service during the last 4 weeks of June (weeks ending on Sunday: 11Jun2023, 18Jun2023, 25Jun2023, 02Jul2023)
_5_yrs_Jun2023	Count on children aged 5 years, as at 30 Jun 2023, in the service during the last 4 weeks of June (weeks ending on Sunday: 11Jun2023, 18Jun2023, 25Jun2023, 02Jul2023)
_6_yrs_Jun2023	Count on children aged 6 years, as at 30 Jun 2023, in the service during the last 4 weeks of June (weeks ending on Sunday: 11Jun2023, 18Jun2023, 25Jun2023, 02Jul2023)
_7_yrs_Jun2023	Count on children aged 7 years, as at 30 Jun 2023, in the service during the last 4 weeks of June (weeks ending on Sunday: 11Jun2023, 18Jun2023, 25Jun2023, 02Jul2023)
_8_yrs_Jun2023	Count on children aged 8 years, as at 30 Jun 2023, in the service during the last 4 weeks of June (weeks ending on Sunday: 11Jun2023, 18Jun2023, 25Jun2023, 02Jul2023)
_9_yrs_Jun2023	Count on children aged 9 years, as at 30 Jun 2023, in the service during the last 4 weeks of June (weeks ending on Sunday: 11Jun2023, 18Jun2023, 25Jun2023, 02Jul2023)
_10_yrs_Jun2023	Count on children aged 10 years, as at 30 Jun 2023, in the service during the last 4 weeks of June (weeks ending on Sunday: 11Jun2023, 18Jun2023, 25Jun2023, 02Jul2023)

Variable	Definition
_11_yrs_Jun2023	Count on children aged 11 years, as at 30 Jun 2023, in the service during the last 4 weeks of June (weeks ending on Sunday: 11Jun2023, 18Jun2023, 25Jun2023, 02Jul2023)
_12_yrs_Jun2023	Count on children aged 12 years, as at 30 Jun 2023, in the service during the last 4 weeks of June (weeks ending on Sunday: 11Jun2023, 18Jun2023, 25Jun2023, 02Jul2023)
_13plus_yrs_Jun2023	Count on children aged 13 years and over, as at 30 Jun 2023, in the service during the last 4 weeks of June (weeks ending on Sunday: 11Jun2023, 18Jun2023, 25Jun2023, 02Jul2023)
count_indig_children_Jun2023	Count on Indigenous children in the service in the last 4 weeks of June in the FY (weeks ending on Sunday: 11Jun2023, 18Jun2023, 25Jun2023, 02Jul2023)
Prop_indig_children_2023	Proportion on Children in the service in the last 4 weeks of June that are Indigenous (weeks ending on Sunday: 11Jun2023, 18Jun2023, 25Jun2023, 02Jul2023)
count_children_svc_Jun2022	Count on children in the service in the last 4 weeks of June in the FY (weeks ending on Sunday: 12Jun2022, 19Jun2022, 26Jun2022, 03Jul2022)
_0_yrs_Jun2022	Count on children aged 0 years, as at 30 Jun 2022, in the service during the last 4 weeks of June (weeks ending on Sunday: 12Jun2022, 19Jun2022, 26Jun2022, 03Jul2022)
_1_yrs_Jun2022	Count on children aged 1 years, as at 30 Jun 2022, in the service during the last 4 weeks of June (weeks ending on Sunday: 12Jun2022, 19Jun2022, 26Jun2022, 03Jul2022)
_2_yrs_Jun2022	Count on children aged 2 years, as at 30 Jun 2022, in the service during the last 4 weeks of June (weeks ending on Sunday: 12Jun2022, 19Jun2022, 26Jun2022, 03Jul2022)
_3_yrs_Jun2022	Count on children aged 3 years, as at 30 Jun 2022, in the service during the last 4 weeks of June (weeks ending on Sunday: 12Jun2022, 19Jun2022, 26Jun2022, 03Jul2022)
_4_yrs_Jun2022	Count on children aged 4 years, as at 30 Jun 2022, in the service during the last 4 weeks of June (weeks ending on Sunday: 12Jun2022, 19Jun2022, 26Jun2022, 03Jul2022)
_5_yrs_Jun2022	Count on children aged 5 years, as at 30 Jun 2022, in the service during the last 4 weeks of June (weeks ending on Sunday: 12Jun2022, 19Jun2022, 26Jun2022, 03Jul2022)
_6_yrs_Jun2022	Count on children aged 6 years, as at 30 Jun 2022, in the service during the last 4 weeks of June (weeks ending on Sunday: 12Jun2022, 19Jun2022, 26Jun2022, 03Jul2022)
_7_yrs_Jun2022	Count on children aged 7 years, as at 30 Jun 2022, in the service during the last 4 weeks of June (weeks ending on Sunday: 12Jun2022, 19Jun2022, 26Jun2022, 03Jul2022)
_8_yrs_Jun2022	Count on children aged 8 years, as at 30 Jun 2022, in the service during the last 4 weeks of June (weeks ending on Sunday: 12Jun2022, 19Jun2022, 26Jun2022, 03Jul2022)
_9_yrs_Jun2022	Count on children aged 9 years, as at 30 Jun 2022, in the service during the last 4 weeks of June (weeks ending on Sunday: 12Jun2022, 19Jun2022, 26Jun2022, 03Jul2022)
_10_yrs_Jun2022	Count on children aged 10 years, as at 30 Jun 2022, in the service during the last 4 weeks of June (weeks ending on Sunday: 12Jun2022, 19Jun2022, 26Jun2022, 03Jul2022)
_11_yrs_Jun2022	Count on children aged 11 years, as at 30 Jun 2022, in the service during the last 4 weeks of June (weeks ending on Sunday: 12Jun2022, 19Jun2022, 26Jun2022, 03Jul2022)
_12_yrs_Jun2022	Count on children aged 12 years, as at 30 Jun 2022, in the service during the last 4 weeks of June (weeks ending on Sunday: 12Jun2022, 19Jun2022, 26Jun2022, 03Jul2022)

Variable	Definition
_13plus_yrs_Jun2022	Count on children aged 13 years and over, as at 30 Jun 2022, in the service during the last 4 weeks of June (weeks ending on Sunday: 12Jun2022, 19Jun2022, 26Jun2022, 03Jul2022)
count_indig_children_Jun2022	Count on Indigenous children in the service in the last 4 weeks of June (weeks ending on Sunday: 12Jun2022, 19Jun2022, 26Jun2022, 03Jul2022)
Prop_indig_children_2022	Proportion on Children in the service in the last 4 weeks of June that are Indigenous (weeks ending on Sunday: 12Jun2022, 19Jun2022, 26Jun2022, 03Jul2022)
count_children_svc_Jun2021	Count on children in the service in the last 4 weeks of June in the FY (weeks ending on Sunday: 13Jun2021, 20Jun2021, 27Jun2021, 04Jul2021)
_0_yrs_Jun2021	Count on children aged 0 years, as at 30 Jun 2021, in the service during the last 4 weeks of June (weeks ending on Sunday: 13Jun2021, 20Jun2021, 27Jun2021, 04Jul2021)
_1_yrs_Jun2021	Count on children aged 1 years, as at 30 Jun 2021, in the service during the last 4 weeks of June (weeks ending on Sunday: 13Jun2021, 20Jun2021, 27Jun2021, 04Jul2021)
_2_yrs_Jun2021	Count on children aged 2 years, as at 30 Jun 2021, in the service during the last 4 weeks of June (weeks ending on Sunday: 13Jun2021, 20Jun2021, 27Jun2021, 04Jul2021)
_3_yrs_Jun2021	Count on children aged 3 years, as at 30 Jun 2021, in the service during the last 4 weeks of June (weeks ending on Sunday: 13Jun2021, 20Jun2021, 27Jun2021, 04Jul2021)
_4_yrs_Jun2021	Count on children aged 4 years, as at 30 Jun 2021, in the service during the last 4 weeks of June (weeks ending on Sunday: 13Jun2021, 20Jun2021, 27Jun2021, 04Jul2021)
_5_yrs_Jun2021	Count on children aged 5 years, as at 30 Jun 2021, in the service during the last 4 weeks of June (weeks ending on Sunday: 13Jun2021, 20Jun2021, 27Jun2021, 04Jul2021)
_6_yrs_Jun2021	Count on children aged 6 years, as at 30 Jun 2021, in the service during the last 4 weeks of June (weeks ending on Sunday: 13Jun2021, 20Jun2021, 27Jun2021, 04Jul2021)
_7_yrs_Jun2021	Count on children aged 7 years, as at 30 Jun 2021, in the service during the last 4 weeks of June (weeks ending on Sunday: 13Jun2021, 20Jun2021, 27Jun2021, 04Jul2021)
_8_yrs_Jun2021	Count on children aged 8 years, as at 30 Jun 2021, in the service during the last 4 weeks of June (weeks ending on Sunday: 13Jun2021, 20Jun2021, 27Jun2021, 04Jul2021)
_9_yrs_Jun2021	Count on children aged 9 years, as at 30 Jun 2021, in the service during the last 4 weeks of June (weeks ending on Sunday: 13Jun2021, 20Jun2021, 27Jun2021, 04Jul2021)
_10_yrs_Jun2021	Count on children aged 10 years, as at 30 Jun 2021, in the service during the last 4 weeks of June (weeks ending on Sunday: 13Jun2021, 20Jun2021, 27Jun2021, 04Jul2021)
_11_yrs_Jun2021	Count on children aged 11 years, as at 30 Jun 2021, in the service during the last 4 weeks of June (weeks ending on Sunday: 13Jun2021, 20Jun2021, 27Jun2021, 04Jul2021)
_12_yrs_Jun2021	Count on children aged 12 years, as at 30 Jun 2021, in the service during the last 4 weeks of June (weeks ending on Sunday: 13Jun2021, 20Jun2021, 27Jun2021, 04Jul2021)
_13plus_yrs_Jun2021	Count on children aged 13 years and over, as at 30 Jun 2021, in the service during the last 4 weeks of June (weeks ending on Sunday: 13Jun2021, 20Jun2021, 27Jun2021, 04Jul2021)
count_indig_children_Jun2021	Count on Indigenous children in the service in the last 4 weeks of June (weeks ending on Sunday: 13Jun2021, 20Jun2021, 27Jun2021, 04Jul2021)

Variable	Definition
Prop_indig_children_2021	Proportion on Children in the service in the last 4 weeks of June that are Indigenous (weeks ending on Sunday: 13Jun2021, 20Jun2021, 27Jun2021, 04Jul2021)
count_children_svc_Jun2019	Count on children in the service in the last 4 weeks of June in the FY (weeks ending on Sunday: 09Jun2019, 16Jun2019, 23Jun2019, 30Jun2019)
_0_yrs_Jun2019	Count on children aged 0 years, as at 30 Jun 2019, in the service during the last 4 weeks of June (weeks ending on Sunday: 09Jun2019, 16Jun2019, 23Jun2019, 30Jun2019)
_1_yrs_Jun2019	Count on children aged 1 years, as at 30 Jun 2019, in the service during the last 4 weeks of June (weeks ending on Sunday: 09Jun2019, 16Jun2019, 23Jun2019, 30Jun2019)
_2_yrs_Jun2019	Count on children aged 2 years, as at 30 Jun 2019, in the service during the last 4 weeks of June (weeks ending on Sunday: 09Jun2019, 16Jun2019, 23Jun2019, 30Jun2019)
_3_yrs_Jun2019	Count on children aged 3 years, as at 30 Jun 2019, in the service during the last 4 weeks of June (weeks ending on Sunday: 09Jun2019, 16Jun2019, 23Jun2019, 30Jun2019)
_4_yrs_Jun2019	Count on children aged 4 years, as at 30 Jun 2019, in the service during the last 4 weeks of June (weeks ending on Sunday: 09Jun2019, 16Jun2019, 23Jun2019, 30Jun2019)
_5_yrs_Jun2019	Count on children aged 5 years, as at 30 Jun 2019, in the service during the last 4 weeks of June (weeks ending on Sunday: 09Jun2019, 16Jun2019, 23Jun2019, 30Jun2019)
_6_yrs_Jun2019	Count on children aged 6 years, as at 30 Jun 2019, in the service during the last 4 weeks of June (weeks ending on Sunday: 09Jun2019, 16Jun2019, 23Jun2019, 30Jun2019)
_7_yrs_Jun2019	Count on children aged 7 years, as at 30 Jun 2019, in the service during the last 4 weeks of June (weeks ending on Sunday: 09Jun2019, 16Jun2019, 23Jun2019, 30Jun2019)
_8_yrs_Jun2019	Count on children aged 8 years, as at 30 Jun 2019, in the service during the last 4 weeks of June (weeks ending on Sunday: 09Jun2019, 16Jun2019, 23Jun2019, 30Jun2019)
_9_yrs_Jun2019	Count on children aged 9 years, as at 30 Jun 2019, in the service during the last 4 weeks of June (weeks ending on Sunday: 09Jun2019, 16Jun2019, 23Jun2019, 30Jun2019)
_10_yrs_Jun2019	Count on children aged 10 years, as at 30 Jun 2019, in the service during the last 4 weeks of June (weeks ending on Sunday: 09Jun2019, 16Jun2019, 23Jun2019, 30Jun2019)
_11_yrs_Jun2019	Count on children aged 11 years, as at 30 Jun 2019, in the service during the last 4 weeks of June (weeks ending on Sunday: 09Jun2019, 16Jun2019, 23Jun2019, 30Jun2019)
_12_yrs_Jun2019	Count on children aged 12 years, as at 30 Jun 2019, in the service during the last 4 weeks of June (weeks ending on Sunday: 09Jun2019, 16Jun2019, 23Jun2019, 30Jun2019)
_13plus_yrs_Jun2019	Count on children aged 13 years and over, as at 30 Jun 2019, in the service during the last 4 weeks of June (weeks ending on Sunday: 09Jun2019, 16Jun2019, 23Jun2019, 30Jun2019)
count_indig_children_Jun2019	Count on Indigenous children in the service in the last 4 weeks of June (weeks ending on Sunday: 09Jun2019, 16Jun2019, 23Jun2019, 30Jun2019)
Prop_indig_children_2019	Proportion on Children in the service in the last 4 weeks of June that are Indigenous (weeks ending on Sunday: 09Jun2019, 16Jun2019, 23Jun2019, 30Jun2019)
ACCO_Service_Flag	Denotes whether service has been identified as an ACCO service: <ul style="list-style-type: none"> • Y=Yes • N=No

Table 3 National Workforce Census 2021 Services data

Variable	Variable label
service_type	Service - Service type
service_partner_ID	Service - Service unique reference number
Service_state	State of Service
n_lic_pl	A1. Number of places this service is licensed to provide at any one time
MxCare	A2. Maximum number of children to whom care is offered at any one time
MxTyp_0_24m	A2a. Maximum number of places typically break down across age group - 0 to 24 months
MxTyp_25_35m	A2a. Maximum number of places typically break down across age group - 25 to 35 months
MxTyp_3_5y	A2a. Maximum number of places typically break down across age group - 3 to 5 years
MxTyp_6plus	A2a. Maximum number of places typically break down across age group - 6 years or older
TypCare	Total number of children on a typical day
TypCar_0_24m	A3. Number of places break down across age group on typical day - 0 to 24 months
TypCar_25_35m	A3. Number of places break down across age group on typical day - 25 to 35 months
TypCar_3_5y	A3. Number of places break down across age group on typical day - 3 to 5 years
TypCar_6plus	A3. Number of places break down across age group on typical day - 6 years or older
rlicvsmax	Ratio - Licensed places vs maximum capacity
rmxvstyp	Ratio - Maximum capacity vs Typical capacity
HasExemption	A4. Approval, exemption, or other formal permission for workers without required qualifications
NumExemption	A4i. Number of approval, exemption, or other formal permission for workers without required qualifications
A5A	A4a. Any positions with exemption require EC teaching qualification
PrimCont_Cert_III	A5. Number of primary contact staff in reference week actively working towards Certificate III level educator
PrimCont_Diploma	A5. Number of primary contact staff in reference week actively working towards Diploma level educator
PrimCont_Prob	A5. Number of primary contact staff in reference week employed as educator on a probationary basis for not more than three months
PrimCont_ECT	A5. Number of primary contact staff in reference week taken to be an early childhood teacher
PrimCont_ECT_equiv	A5. Number of primary contact staff in reference week equivalent to an early childhood teacher
A6	A6. Number of contact staff left the service P12M
rec_plan	A7. Does this service have a Reconciliation Action Plan
NumAttend_0y	B1. Number of children attending during reference week - 0 to less than 1 year
NumAttend_1y	B1. Number of children attending during reference week - 1 to less than 2 years
NumAttend_2y	B1. Number of children attending during reference week - 2 to less than 3 years
NumAttend_3y	B1. Number of children attending during reference week - 3 to less than 4 years
NumAttend_4y	B1. Number of children attending during reference week - 4 to less than 5 years
NumAttend_5y	B1. Number of children attending during reference week - 5 to less than 6 years
NumAttend_6y	B1. Number of children attending during reference week - 6 to less than 7 years
NumAttend_7y	B1. Number of children attending during reference week - 7 to less than 8 years
NumAttend_8y	B1. Number of children attending during reference week - 8 to less than 9 years

Variable	Variable label
NumAttend_9y	B1. Number of children attending during reference week - 9 to less than 10 years
NumAttend_10y	B1. Number of children attending during reference week - 10 to less than 11 years
NumAttend_11y	B1. Number of children attending during reference week - 11 to less than 12 years
NumAttend_12yplus	B1. Number of children attending during reference week - 12 years or over
NumAttendTotal	B1. Number of children attending during reference week - total
B1W	B1W. Just to confirm, you mentioned in B1 that <NumAttendTotal> children attended your service during the reference week. Is this correct?
B1X	B1X. Just to confirm, you mentioned in B1 that <NumAttendTotal> children attended your service during the reference week. Is this correct?
NumATSI_0y	B2. Number of children of Aboriginal or Torres Strait Islander origin - 0 to less than 1 year
NumATSI_1y	B2. Number of children of Aboriginal or Torres Strait Islander origin - 1 to less than 2 years
NumATSI_2y	B2. Number of children of Aboriginal or Torres Strait Islander origin - 2 to less than 3 years
NumATSI_3y	B2. Number of children of Aboriginal or Torres Strait Islander origin - 3 to less than 4 years
NumATSI_4y	B2. Number of children of Aboriginal or Torres Strait Islander origin - 4 to less than 5 years
NumATSI_5y	B2. Number of children of Aboriginal or Torres Strait Islander origin - 5 to less than 6 years
NumATSI_6y	B2. Number of children of Aboriginal or Torres Strait Islander origin - 6 to less than 7 years
NumATSI_7y	B2. Number of children of Aboriginal or Torres Strait Islander origin - 7 to less than 8 years
NumATSI_8y	B2. Number of children of Aboriginal or Torres Strait Islander origin - 8 to less than 9 years
NumATSI_9y	B2. Number of children of Aboriginal or Torres Strait Islander origin - 9 to less than 10 years
NumATSI_10y	B2. Number of children of Aboriginal or Torres Strait Islander origin - 10 to less than 11 years
NumATSI_11y	B2. Number of children of Aboriginal or Torres Strait Islander origin - 11 to less than 12 years
NumATSI_12yplus	B2. Number of children of Aboriginal or Torres Strait Islander origin - 12 years or over
NumATSITotal	B2. Number of children of Aboriginal or Torres Strait Islander origin - total
NumLOTE_0y	B3. Number of children where language other than english spoken at home - 0 to less than 1 year
NumLOTE_1y	B3. Number of children where language other than english spoken at home - 1 to less than 2 years
NumLOTE_2y	B3. Number of children where language other than english spoken at home - 2 to less than 3 years
NumLOTE_3y	B3. Number of children where language other than english spoken at home - 3 to less than 4 years
NumLOTE_4y	B3. Number of children where language other than english spoken at home - 4 to less than 5 years
NumLOTE_5y	B3. Number of children where language other than english spoken at home - 5 to less than 6 years
NumLOTE_6y	B3. Number of children where language other than english spoken at home - 6 to less than 7 years

Variable	Variable label
NumLOTE_7y	B3. Number of children where language other than english spoken at home - 7 to less than 8 years
NumLOTE_8y	B3. Number of children where language other than english spoken at home - 8 to less than 9 years
NumLOTE_9y	B3. Number of children where language other than english spoken at home - 9 to less than 10 years
NumLOTE_10y	B3. Number of children where language other than english spoken at home - 10 to less than 11 years
NumLOTE_11y	B3. Number of children where language other than english spoken at home - 11 to less than 12 years
NumLOTE_12yplus	B3. Number of children where language other than english spoken at home - 12 years or over
NumLOTETotal	B3. Number of children where language other than english spoken at home - total
NumRefugee_0y	B4. Number of children from a refugee or special humanitarian programme - 0 to less than 1 year
NumRefugee_1y	B4. Number of children from a refugee or special humanitarian programme - 1 to less than 2 years
NumRefugee_2y	B4. Number of children from a refugee or special humanitarian programme - 2 to less than 3 years
NumRefugee_3y	B4. Number of children from a refugee or special humanitarian programme - 3 to less than 4 years
NumRefugee_4y	B4. Number of children from a refugee or special humanitarian programme - 4 to less than 5 years
NumRefugee_5y	B4. Number of children from a refugee or special humanitarian programme - 5 to less than 6 years
NumRefugee_6y	B4. Number of children from a refugee or special humanitarian programme - 6 to less than 7 years
NumRefugee_7y	B4. Number of children from a refugee or special humanitarian programme - 7 to less than 8 years
NumRefugee_8y	B4. Number of children from a refugee or special humanitarian programme - 8 to less than 9 years
NumRefugee_9y	B4. Number of children from a refugee or special humanitarian programme - 9 to less than 10 years
NumRefugee_10y	B4. Number of children from a refugee or special humanitarian programme - 10 to less than 11 years
NumRefugee_11y	B4. Number of children from a refugee or special humanitarian programme - 11 to less than 12 years
NumRefugee_12yplus	B4. Number of children from a refugee or special humanitarian programme - 12 years or over
NumRefugeeTotal	B4. Number of children from a refugee or special humanitarian programme - total
TotSpcNeed_0	B5. Number of children who need additional assistance - Total children needing assistance - 0 to less than 1 year
NumSpcLAK_0y	B5. Number of children who need additional assistance - Learning and applying knowledge - 0 to less than 1 year
NumSpcCom_0y	B5. Number of children who need additional assistance - Communication - 0 to less than 1 year
NumSpcMob_0y	B5. Number of children who need additional assistance - Mobility - 0 to less than 1 year

Variable	Variable label
NumSpSC_0y	B5. Number of children who need additional assistance - Self care - 0 to less than 1 year
NumSpclPIR_0y	B5. Number of children who need additional assistance - Inter-personal interactions and relationships - 0 to less than 1 year
NumSpOth_0y	B5. Number of children who need additional assistance - Other areas - 0 to less than 1 year
TotSpNeed_1	B5. Number of children who need additional assistance - Total children needing assistance - 1 to less than 2 years
NumSpLAK_1y	B5. Number of children who need additional assistance - Learning and applying knowledge - 1 to less than 2 years
NumSpCom_1y	B5. Number of children who need additional assistance - Communication - 1 to less than 2 years
NumSpMob_1y	B5. Number of children who need additional assistance - Mobility - 1 to less than 2 years
NumSpSC_1y	B5. Number of children who need additional assistance - Self care - 1 to less than 2 years
NumSpclPIR_1y	B5. Number of children who need additional assistance - Inter-personal interactions and relationships - 1 to less than 2 years
NumSpOth_1y	B5. Number of children who need additional assistance - Other areas - 1 to less than 2 years
TotSpNeed_2	B5. Number of children who need additional assistance - Total children needing assistance - 2 to less than 3 years
NumSpLAK_2y	B5. Number of children who need additional assistance - Learning and applying knowledge - 2 to less than 3 years
NumSpCom_2y	B5. Number of children who need additional assistance - Communication - 2 to less than 3 years
NumSpMob_2y	B5. Number of children who need additional assistance - Mobility - 2 to less than 3 years
NumSpSC_2y	B5. Number of children who need additional assistance - Self care - 2 to less than 3 years
NumSpclPIR_2y	B5. Number of children who need additional assistance - Inter-personal interactions and relationships - 2 to less than 3 years
NumSpOth_2y	B5. Number of children who need additional assistance - Other areas - 2 to less than 3 years
TotSpNeed_3	B5. Number of children who need additional assistance - Total children needing assistance - 3 to less than 4 years
NumSpLAK_3y	B5. Number of children who need additional assistance - Learning and applying knowledge - 3 to less than 4 years
NumSpCom_3y	B5. Number of children who need additional assistance - Communication - 3 to less than 4 years
NumSpMob_3y	B5. Number of children who need additional assistance - Mobility - 3 to less than 4 years
NumSpSC_3y	B5. Number of children who need additional assistance - Self care - 3 to less than 4 years
NumSpclPIR_3y	B5. Number of children who need additional assistance - Inter-personal interactions and relationships - 3 to less than 4 years
NumSpOth_3y	B5. Number of children who need additional assistance - Other areas - 3 to less than 4 years
TotSpNeed_4	B5. Number of children who need additional assistance - Total children needing assistance - 4 to less than 5 years

Variable	Variable label
NumSpcLAK_4y	B5. Number of children who need additional assistance - Learning and applying knowledge - 4 to less than 5 years
NumSpcCom_4y	B5. Number of children who need additional assistance - Communication - 4 to less than 5 years
NumSpcMob_4y	B5. Number of children who need additional assistance - Mobility - 4 to less than 5 years
NumSpcSC_4y	B5. Number of children who need additional assistance - Self care - 4 to less than 5 years
NumSpcPIR_4y	B5. Number of children who need additional assistance - Inter-personal interactions and relationships - 4 to less than 5 years
NumSpcOth_4y	B5. Number of children who need additional assistance - Other areas - 4 to less than 5 years
TotSpcNeed_5	B5. Number of children who need additional assistance - Total children needing assistance - 5 to less than 6 years
NumSpcLAK_5y	B5. Number of children who need additional assistance - Learning and applying knowledge - 5 to less than 6 years
NumSpcCom_5y	B5. Number of children who need additional assistance - Communication - 5 to less than 6 years
NumSpcMob_5y	B5. Number of children who need additional assistance - Mobility - 5 to less than 6 years
NumSpcSC_5y	B5. Number of children who need additional assistance - Self care - 5 to less than 6 years
NumSpcPIR_5y	B5. Number of children who need additional assistance - Inter-personal interactions and relationships - 5 to less than 6 years
NumSpcOth_5y	B5. Number of children who need additional assistance - Other areas - 5 to less than 6 years
TotSpcNeed_6	B5. Number of children who need additional assistance - Total children needing assistance - 6 to less than 7 years
NumSpcLAK_6y	B5. Number of children who need additional assistance - Learning and applying knowledge - 6 to less than 7 years
NumSpcCom_6y	B5. Number of children who need additional assistance - Communication - 6 to less than 7 years
NumSpcMob_6y	B5. Number of children who need additional assistance - Mobility - 6 to less than 7 years
NumSpcSC_6y	B5. Number of children who need additional assistance - Self care - 6 to less than 7 years
NumSpcPIR_6y	B5. Number of children who need additional assistance - Inter-personal interactions and relationships - 6 to less than 7 years
NumSpcOth_6y	B5. Number of children who need additional assistance - Other areas - 6 to less than 7 years
TotSpcNeed_7	B5. Number of children who need additional assistance - Total children needing assistance - 7 to less than 8 years
NumSpcLAK_7y	B5. Number of children who need additional assistance - Learning and applying knowledge - 7 to less than 8 years
NumSpcCom_7y	B5. Number of children who need additional assistance - Communication - 7 to less than 8 years
NumSpcMob_7y	B5. Number of children who need additional assistance - Mobility - 7 to less than 8 years
NumSpcSC_7y	B5. Number of children who need additional assistance - Self care - 7 to less than 8 years

Variable	Variable label
NumSpclPIR_7y	B5. Number of children who need additional assistance - Inter-personal interactions and relationships - 7 to less than 8 years
NumSpcOth_7y	B5. Number of children who need additional assistance - Other areas - 7 to less than 8 years
TotSpcNeed_8	B5. Number of children who need additional assistance - Total children needing assistance - 8 to less than 9 years
NumSpcLAK_8y	B5. Number of children who need additional assistance - Learning and applying knowledge - 8 to less than 9 years
NumSpcCom_8y	B5. Number of children who need additional assistance - Communication - 8 to less than 9 years
NumSpcMob_8y	B5. Number of children who need additional assistance - Mobility - 8 to less than 9 years
NumSpcSC_8y	B5. Number of children who need additional assistance - Self care - 8 to less than 9 years
NumSpclPIR_8y	B5. Number of children who need additional assistance - Inter-personal interactions and relationships - 8 to less than 9 years
NumSpcOth_8y	B5. Number of children who need additional assistance - Other areas - 8 to less than 9 years
TotSpcNeed_9	B5. Number of children who need additional assistance - Total children needing assistance - 9 to less than 10 years
NumSpcLAK_9y	B5. Number of children who need additional assistance - Learning and applying knowledge - 9 to less than 10 years
NumSpcCom_9y	B5. Number of children who need additional assistance - Communication - 9 to less than 10 years
NumSpcMob_9y	B5. Number of children who need additional assistance - Mobility - 9 to less than 10 years
NumSpcSC_9y	B5. Number of children who need additional assistance - Self care - 9 to less than 10 years
NumSpclPIR_9y	B5. Number of children who need additional assistance - Inter-personal interactions and relationships - 9 to less than 10 years
NumSpcOth_9y	B5. Number of children who need additional assistance - Other areas - 9 to less than 10 years
TotSpcNeed_10	B5. Number of children who need additional assistance - Total children needing assistance - 10 to less than 11 years
NumSpcLAK_10y	B5. Number of children who need additional assistance - Learning and applying knowledge - 10 to less than 11 years
NumSpcCom_10y	B5. Number of children who need additional assistance - Communication - 10 to less than 11 years
NumSpcMob_10y	B5. Number of children who need additional assistance - Mobility - 10 to less than 11 years
NumSpcSC_10y	B5. Number of children who need additional assistance - Self care - 10 to less than 11 years
NumSpclPIR_10y	B5. Number of children who need additional assistance - Inter-personal interactions and relationships - 10 to less than 11 years
NumSpcOth_10y	B5. Number of children who need additional assistance - Other areas - 10 to less than 11 years
TotSpcNeed_11	B5. Number of children who need additional assistance - Total children needing assistance - 11 to less than 12 years
NumSpcLAK_11y	B5. Number of children who need additional assistance - Learning and applying knowledge - 11 to less than 12 years

Variable	Variable label
NumSpcCom_11y	B5. Number of children who need additional assistance - Communication - 11 to less than 12 years
NumSpcMob_11y	B5. Number of children who need additional assistance - Mobility - 11 to less than 12 years
NumSpcSC_11y	B5. Number of children who need additional assistance - Self care - 11 to less than 12 years
NumSpcPIR_11y	B5. Number of children who need additional assistance - Inter-personal interactions and relationships - 11 to less than 12 years
NumSpcOth_11y	B5. Number of children who need additional assistance - Other areas - 11 to less than 12 years
TotSpcNeed_12plus	B5. Number of children who need additional assistance - Total children needing assistance - 12 years or over
NumSpcLAK_12yplus	B5. Number of children who need additional assistance - Learning and applying knowledge - 12 years or over
NumSpcCom_12yplus	B5. Number of children who need additional assistance - Communication - 12 years or over
NumSpcMob_12yplus	B5. Number of children who need additional assistance - Mobility - 12 years or over
NumSpcSC_12yplus	B5. Number of children who need additional assistance - Self care - 12 years or over
NumSpcPIR_12yplus	B5. Number of children who need additional assistance - Inter-personal interactions and relationships - 12 years or over
NumSpcOth_12yplus	B5. Number of children who need additional assistance - Other areas - 12 years or over
NumSpcLAK_total	B5. Number of children who need additional assistance - Learning and applying knowledge - total
NumSpcCom_total	B5. Number of children who need additional assistance - Communication - total
NumSpcMob_total	B5. Number of children who need additional assistance - Mobility - total
NumSpcSC_total	B5. Number of children who need additional assistance - Self care - total
NumSpcPIR_total	B5. Number of children who need additional assistance - Inter-personal interactions and relationships - total
NumSpcOth_total	B5. Number of children who need additional assistance - Other areas - total
TOTSpcNeed_total	B5. Number of children who need additional assistance - Total children needing assistance - total
PreSch_Deliver	C1. Any workers in service deliver or assist in delivering an in-house program
PreSch_Hours	C1a. How many hours of in-house program were delivered by this service?
PreSch_HowDelivered	C1b. How is the in-house program delivered in this service?
Curric_NEYLF	C2. Is the in-house program based on a specific curriculum or framework? Early Years Learning Framework
Curric_StatT	C2. Is the in-house program based on a specific curriculum or framework? State / Territory curriculum or framework
Curric_Other	C2. Is the in-house program based on a specific curriculum or framework? Other curriculum or framework
Curric_None	C2. Is the in-house program based on a specific curriculum or framework? - No
Curric_DK	C2. Is the in-house program based on a specific curriculum or framework? - Don't know
C4_new2021	C3. Highest level of relevant educational qualification of the staff member who was responsible for face-to-face delivery of the program
C5A_1	C4a. Number of children enrolled in in-house program - 3 to less than 4 years
C5A_2	C4a. Number of children enrolled in in-house program - 4 to less than 5 years

Variable	Variable label
C5A_3	C4a. Number of children enrolled in in-house program - 5 to less than 6 years
C5A_4	C4a. Number of children enrolled in in-house program - 6 years or over
c5a_total	C4a. Number of children enrolled in in-house program - total
C5B_1	C4b. Number of children attended program during reference week - 3 to less than 4 years
C5B_2	C4b. Number of children attended program during reference week - 4 to less than 5 years
C5B_3	C4b. Number of children attended program during reference week - 5 to less than 6 years
C5B_4	C4b. Number of children attended program during reference week - 6 years or over
c5b_total	C4b. Number of children attended program during reference week - total
C5D_1	C4c. Number of enrolled children require additional assistance - 3 to less than 4 years
C5D_2	C4c. Number of enrolled children require additional assistance - 4 to less than 5 years
C5D_3	C4c. Number of enrolled children require additional assistance - 5 to less than 6 years
C5D_4	C4c. Number of enrolled children require additional assistance - 6 years or over
c5d_total	C4c. Number of enrolled children require additional assistance - total
PRIMARY_orig	Number of Primary Contact Staff - from Registration / Service data
OTHER_CON_orig	Number of Other Contact Staff - from Registration / Service data
MGMT_ADMIN_orig	Number of Management / Admin Staff - from Registration / Service data
OTHER_orig	Number of Other / Support Staff - from Registration / Service data
TOTAL_orig	Total number of Staff - from Registration / Service data
CON_TOTAL_orig	Total number of Contact Staff - from Registration / Service data
OTH_TOTAL_orig	Total number of Non-contact Staff - from Registration / Service data
PRIMARY	Number of Primary Contact Staff - from Worker data
OTHER_CON	Number of Other Contact Staff - from Worker data
MGMT_ADMIN	Number of Management / Admin Staff - from Worker data
OTHER	Number of Other / Support Staff - from Worker data
TOTAL	Total number of Staff - from Worker data
CON_TOTAL	Total number of Contact Staff - from Worker data
OTH_TOTAL	Total number of Non-contact Staff - from Worker data
weight1s	Service weight - State by service type
weight2s	Service weight - State by service type by remoteness

Table 4 National Workforce Census 2021 Workers data

Variable	Variable Label
WID	Worker ID
service_type	Service - Service type
service_partner_ID	Service - Service unique reference number
service_state	State of Service
PreSch_Deliver	C1. Any workers in service deliver or assist in delivering an in-house program
PreSch_Hours	C1a. How many hours of in-house program were delivered by this service?
PreSch_HowDelivered	C1b. How is the in-house program delivered in this service?
Curric_NEYLF	C2. Is the in-house program based on a specific curriculum or framework? Early Years Learning Framework
Curric_StatT	C2. Is the in-house program based on a specific curriculum or framework? State / Territory curriculum or framework
Curric_Other	C2. Is the in-house program based on a specific curriculum or framework? Other curriculum or framework
Curric_None	C2. Is the in-house program based on a specific curriculum or framework? - No
Curric_DK	C2. Is the in-house program based on a specific curriculum or framework? - Don't know
C4_new2021	C3. Highest level of relevant educational qualification of the staff member who was responsible for face-to-face delivery of the program
C5A_1	C4a. Number of children enrolled in in-house program - 3 to less than 4 years
C5A_2	C4a. Number of children enrolled in in-house program - 4 to less than 5 years
C5A_3	C4a. Number of children enrolled in in-house program - 5 to less than 6 years
C5A_4	C4a. Number of children enrolled in in-house program - 6 years or over
c5a_total	C4a. Number of children enrolled in in-house program - total
C5B_1	C4b. Number of children attended program during reference week - 3 to less than 4 years
C5B_2	C4b. Number of children attended program during reference week - 4 to less than 5 years
C5B_3	C4b. Number of children attended program during reference week - 5 to less than 6 years
C5B_4	C4b. Number of children attended program during reference week - 6 years or over
c5b_total	C4b. Number of children attended program during reference week - total
C5D_1	C4c. Number of enrolled children require additional assistance - 3 to less than 4 years
C5D_2	C4c. Number of enrolled children require additional assistance - 4 to less than 5 years
C5D_3	C4c. Number of enrolled children require additional assistance - 5 to less than 6 years
C5D_4	C4c. Number of enrolled children require additional assistance - 6 years or over
c5d_total	C4c. Number of enrolled children require additional assistance - total
PRIMARY_orig	Number of Primary Contact Staff - from Registration / Service data
OTHER_CON_orig	Number of Other Contact Staff - from Registration / Service data
MGMT_ADMIN_orig	Number of Management / Admin Staff - from Registration / Service data
OTHER_orig	Number of Other / Support Staff - from Registration / Service data
TOTAL_orig	Total number of Staff - from Registration / Service data
CON_TOTAL_orig	Total number of Contact Staff - from Registration / Service data
OTH_TOTAL_orig	Total number of Non-contact Staff - from Registration / Service data
PRIMARY	Number of Primary Contact Staff - from Worker data
OTHER_CON	Number of Other Contact Staff - from Worker data
MGMT_ADMIN	Number of Management / Admin Staff - from Worker data

Variable	Variable Label
OTHER	Number of Other / Support Staff - from Worker data
TOTAL	Total number of Staff - from Worker data
CON_TOTAL	Total number of Contact Staff - from Worker data
OTH_TOTAL	Total number of Non-contact Staff - from Worker data
FDC_Ratio	Ratio of reported contact workers compared to DESE records - derived
Contact_Ratio	Contact workers to children ratio - derived
worker_diff	Flag records with a large difference between original and file staff numbers
FDC_ratio_flag	Flag records with a FDC contact ratio of below 2 or above 10
StaffAge	D2a. Age of worker
age_grp	Age group - derived from StaffAge
Sex	D2b. Gender of worker
emp_paid	D3. Work paid or unpaid
wage_v_award	D3a. Worker's wage compared to the award rate for their position
weekly_wage	D3b. Weekly wages of worker
emp_type	D4. Main type of work
all_roles_new2021_Principal	D4a_1. Principal / director / coordinator / educational leader
all_roles_new2021_Group Leader	D4a_2. Group leader
all_roles_new2021_ECT	D4a_3. Early childhood teacher
all_roles_new2021_FDCIHC	D4a_4. Family Day Care or In-Home Care educator / assistant
all_roles_new2021_Assistant	D4a_5. Assistant / aide
all_roles_new2021_OthContact	D4a_6. Other contact worker (e.g. dance teacher, music therapist, disability support worker, librarian or speech therapist)
all_roles_new2021_NonContact	D4a_7. Non-contact worker
emp_role_new2021	D5. Main role
DeliveryTime	D6. Hours in total spent in face-to-face delivery of the in-house kindergarten/preschool program
emp_stat_new2021	D7. Employment status
emp_term	D8. Employment arrangements/terms
emp_term_cat	D8. Employment arrangements/terms - categories
work_tm	D9. Actual hours worked
yrs_exp	D10. Years of experience in early childhood and care sector
yrs_emp	D11. Years of experience with this service
yrs_con	D12. Years as a contact worker with this service
high_qual	D13. Field of highest completed qualification
highattain_new2021	D14. Highest level of relevant qualification
highattain_strd_cat	D14. Highest level of relevant qualification - categories
studying	D15. Currently enrolled in studying for qualification
Studying_fields_new2021	D16. Currently fields that enrolled in studying for qualification
Studying_levels	D17. Currently level that enrolled in studying for qualification
Train_MgmtHR	D18. Management, Human Resource Management or Supervision Leadership or Ethics Training
Train_Fin	D18. Financial or risk management training
Train_Peda	D18. Training to strengthen pedagogy or practice
Train_CultDiv	D18. Inclusion training to support cultural diversity
Train_SpcNeeds	D18. Inclusion training to support children with disabilities and additional needs

Variable	Variable Label
Train_ATSI	D18. Aboriginal or Torres Strait Islander cultural awareness or training in reconciliation
Train_SpecCurr	D18. Training in specific curriculum areas (eg STEM, Literacy, Music)
Train_Oth	D18. Other relevant training courses
Train_NoTrain	D18. No professional development training undertaken by this worker
fallstaff	Filter - All staff for reporting (hours worked > 0)
fallconstaff	Filter - All contact staff
fpdconstaff	Filter - Paid contact staff
qual_cat	Filter - Highest qualification (category)
weight1w	Service weight - state by size, type by size, state by type
weight2w	Service weight - state by size, type by size, state by type by remoteness

Table 5 National Workforce Census 2016 Services data

Variable	Variable Label
ServiceType	Service Type
service_partner_ID	Service - Service unique reference number
State	State
n_lic_pl	A1. Number of places is this service licensed to provide at any one time
MxCare	A2. Maximum number of children to whom care is offered at any one time
MxTyp_0_24m	A2a. Maximum number of places typically break down across age group - 0 to 24 months
MxTyp_25_35m	A2a. Maximum number of places typically break down across age group - 25 to 35 months
MxTyp_3_5y	A2a. Maximum number of places typically break down across age group - 3 to 5 years
MxTyp_6plus	A2a. Maximum number of places typically break down across age group - 6 years or older
TypCar_0_24m	A3. Number of places break down across age group on typical day - 0 to 24 months
TypCar_25_35m	A3. Number of places break down across age group on typical day - 25 to 35 months
TypCar_3_5y	A3. Number of places break down across age group on typical day - 3 to 5 years
TypCar_6plus	A3. Number of places break down across age group on typical day - 6 years or older
HasExemption	A4. Approval, exemption, or other formal permission for workers without required qualifications
NumExemption	A4i. Number of approval, exemption, or other formal permission for workers without required qualifications
ASA	A4a. Any positions with exemption require EC teaching qualification
A6	A5. Number of contact staff left the service P12M
NumAttend_0y	B1. Number of children attending during reference week - 0 to less than 1 year
NumAttend_1y	B1. Number of children attending during reference week - 1 to less than 2 years
NumAttend_2y	B1. Number of children attending during reference week - 2 to less than 3 years
NumAttend_3y	B1. Number of children attending during reference week - 3 to less than 4 years
NumAttend_4y	B1. Number of children attending during reference week - 4 to less than 5 years
NumAttend_5y	B1. Number of children attending during reference week - 5 to less than 6 years
NumAttend_6y	B1. Number of children attending during reference week - 6 to less than 7 years
NumAttend_7y	B1. Number of children attending during reference week - 7 to less than 8 years
NumAttend_8y	B1. Number of children attending during reference week - 8 to less than 9 years
NumAttend_9y	B1. Number of children attending during reference week - 9 to less than 10 years
NumAttend_10y	B1. Number of children attending during reference week - 10 to less than 11 years
NumAttend_11y	B1. Number of children attending during reference week - 11 to less than 12 years
NumAttend_12yplus	B1. Number of children attending during reference week - 12 years or over
NumAttendTotal	B1. Number of children attending during reference week - total
NumATSI_0y	B2. Number of children of Aboriginal or Torres Strait Islander origin - 0 to less than 1 year
NumATSI_1y	B2. Number of children of Aboriginal or Torres Strait Islander origin - 1 to less than 2 years
NumATSI_2y	B2. Number of children of Aboriginal or Torres Strait Islander origin - 2 to less than 3 years
NumATSI_3y	B2. Number of children of Aboriginal or Torres Strait Islander origin - 3 to less than 4 years

Variable	Variable Label
NumATSI_4y	B2. Number of children of Aboriginal or Torres Strait Islander origin - 4 to less than 5 years
NumATSI_5y	B2. Number of children of Aboriginal or Torres Strait Islander origin - 5 to less than 6 years
NumATSI_6y	B2. Number of children of Aboriginal or Torres Strait Islander origin - 6 to less than 7 years
NumATSI_7y	B2. Number of children of Aboriginal or Torres Strait Islander origin - 7 to less than 8 years
NumATSI_8y	B2. Number of children of Aboriginal or Torres Strait Islander origin - 8 to less than 9 years
NumATSI_9y	B2. Number of children of Aboriginal or Torres Strait Islander origin - 9 to less than 10 years
NumATSI_10y	B2. Number of children of Aboriginal or Torres Strait Islander origin - 10 to less than 11 years
NumATSI_11y	B2. Number of children of Aboriginal or Torres Strait Islander origin - 11 to less than 12 years
NumATSI_12yplus	B2. Number of children of Aboriginal or Torres Strait Islander origin - 12 years or over
NumATSI>Total	B2. Number of children of Aboriginal or Torres Strait Islander origin - total
NumLOTE_0y	B3. Number of children where language other than english spoken at home - 0 to less than 1 year
NumLOTE_1y	B3. Number of children where language other than english spoken at home - 1 to less than 2 years
NumLOTE_2y	B3. Number of children where language other than english spoken at home - 2 to less than 3 years
NumLOTE_3y	B3. Number of children where language other than english spoken at home - 3 to less than 4 years
NumLOTE_4y	B3. Number of children where language other than english spoken at home - 4 to less than 5 years
NumLOTE_5y	B3. Number of children where language other than english spoken at home - 5 to less than 6 years
NumLOTE_6y	B3. Number of children where language other than english spoken at home - 6 to less than 7 years
NumLOTE_7y	B3. Number of children where language other than english spoken at home - 7 to less than 8 years
NumLOTE_8y	B3. Number of children where language other than english spoken at home - 8 to less than 9 years
NumLOTE_9y	B3. Number of children where language other than english spoken at home - 9 to less than 10 years
NumLOTE_10y	B3. Number of children where language other than english spoken at home - 10 to less than 11 years
NumLOTE_11y	B3. Number of children where language other than english spoken at home - 11 to less than 12 years
NumLOTE_12yplus	B3. Number of children where language other than english spoken at home - 12 years or over
NumLOTE>Total	B3. Number of children where language other than english spoken at home - total
NumRefugee_0y	B4. Number of children from a refugee or special humanitarian programme - 0 to less than 1 year
NumRefugee_1y	B4. Number of children from a refugee or special humanitarian programme - 1 to less than 2 years
NumRefugee_2y	B4. Number of children from a refugee or special humanitarian programme - 2 to less than 3 years
NumRefugee_3y	B4. Number of children from a refugee or special humanitarian programme - 3 to less than 4 years
NumRefugee_4y	B4. Number of children from a refugee or special humanitarian programme - 4 to less than 5 years

Variable	Variable Label
NumRefugee_5y	B4. Number of children from a refugee or special humanitarian programme - 5 to less than 6 years
NumRefugee_6y	B4. Number of children from a refugee or special humanitarian programme - 6 to less than 7 years
NumRefugee_7y	B4. Number of children from a refugee or special humanitarian programme - 7 to less than 8 years
NumRefugee_8y	B4. Number of children from a refugee or special humanitarian programme - 8 to less than 9 years
NumRefugee_9y	B4. Number of children from a refugee or special humanitarian programme - 9 to less than 10 years
NumRefugee_10y	B4. Number of children from a refugee or special humanitarian programme - 10 to less than 11 years
NumRefugee_11y	B4. Number of children from a refugee or special humanitarian programme - 11 to less than 12 years
NumRefugee_12yplus	B4. Number of children from a refugee or special humanitarian programme - 12 years or over
NumRefugeeTotal	B4. Number of children from a refugee or special humanitarian programme - total
NumSpcLAK_0y	B5. Number of children who need additional assistance - Learning and applying knowledge - 0 to less than 1 year
NumSpcLAK_1y	B5. Number of children who need additional assistance - Learning and applying knowledge - 1 to less than 2 years
NumSpcLAK_2y	B5. Number of children who need additional assistance - Learning and applying knowledge - 2 to less than 3 years
NumSpcLAK_3y	B5. Number of children who need additional assistance - Learning and applying knowledge - 3 to less than 4 years
NumSpcLAK_4y	B5. Number of children who need additional assistance - Learning and applying knowledge - 4 to less than 5 years
NumSpcLAK_5y	B5. Number of children who need additional assistance - Learning and applying knowledge - 5 to less than 6 years
NumSpcLAK_6y	B5. Number of children who need additional assistance - Learning and applying knowledge - 6 to less than 7 years
NumSpcLAK_7y	B5. Number of children who need additional assistance - Learning and applying knowledge - 7 to less than 8 years
NumSpcLAK_8y	B5. Number of children who need additional assistance - Learning and applying knowledge - 8 to less than 9 years
NumSpcLAK_9y	B5. Number of children who need additional assistance - Learning and applying knowledge - 9 to less than 10 years
NumSpcLAK_10y	B5. Number of children who need additional assistance - Learning and applying knowledge - 10 to less than 11 years
NumSpcLAK_11y	B5. Number of children who need additional assistance - Learning and applying knowledge - 11 to less than 12 years
NumSpcLAK_12yplus	B5. Number of children who need additional assistance - Learning and applying knowledge - 12 years or over
NumSpcLAK_total	B5. Number of children who need additional assistance - Learning and applying knowledge - total
NumSpcCom_0y	B5. Number of children who need additional assistance - Communication - 0 to less than 1 year
NumSpcCom_1y	B5. Number of children who need additional assistance - Communication - 1 to less than 2 years
NumSpcCom_2y	B5. Number of children who need additional assistance - Communication - 2 to less than 3 years
NumSpcCom_3y	B5. Number of children who need additional assistance - Communication - 3 to less than 4 years
NumSpcCom_4y	B5. Number of children who need additional assistance - Communication - 4 to less than 5 years

Variable	Variable Label
NumSpcCom_5y	B5. Number of children who need additional assistance - Communication - 5 to less than 6 years
NumSpcCom_6y	B5. Number of children who need additional assistance - Communication - 6 to less than 7 years
NumSpcCom_7y	B5. Number of children who need additional assistance - Communication - 7 to less than 8 years
NumSpcCom_8y	B5. Number of children who need additional assistance - Communication - 8 to less than 9 years
NumSpcCom_9y	B5. Number of children who need additional assistance - Communication - 9 to less than 10 years
NumSpcCom_10y	B5. Number of children who need additional assistance - Communication - 10 to less than 11 years
NumSpcCom_11y	B5. Number of children who need additional assistance - Communication - 11 to less than 12 years
NumSpcCom_12yplus	B5. Number of children who need additional assistance - Communication - 12 years or over
NumSpcCom_total	B5. Number of children who need additional assistance - Communication - total
NumSpcMob_0y	B5. Number of children who need additional assistance - Mobility - 0 to less than 1 year
NumSpcMob_1y	B5. Number of children who need additional assistance - Mobility - 1 to less than 2 years
NumSpcMob_2y	B5. Number of children who need additional assistance - Mobility - 2 to less than 3 years
NumSpcMob_3y	B5. Number of children who need additional assistance - Mobility - 3 to less than 4 years
NumSpcMob_4y	B5. Number of children who need additional assistance - Mobility - 4 to less than 5 years
NumSpcMob_5y	B5. Number of children who need additional assistance - Mobility - 5 to less than 6 years
NumSpcMob_6y	B5. Number of children who need additional assistance - Mobility - 6 to less than 7 years
NumSpcMob_7y	B5. Number of children who need additional assistance - Mobility - 7 to less than 8 years
NumSpcMob_8y	B5. Number of children who need additional assistance - Mobility - 8 to less than 9 years
NumSpcMob_9y	B5. Number of children who need additional assistance - Mobility - 9 to less than 10 years
NumSpcMob_10y	B5. Number of children who need additional assistance - Mobility - 10 to less than 11 years
NumSpcMob_11y	B5. Number of children who need additional assistance - Mobility - 11 to less than 12 years
NumSpcMob_12yplus	B5. Number of children who need additional assistance - Mobility - 12 years or over
NumSpcMob_total	B5. Number of children who need additional assistance - Mobility - total
NumSpcSC_0y	B5. Number of children who need additional assistance - Self care - 0 to less than 1 year
NumSpcSC_1y	B5. Number of children who need additional assistance - Self care - 1 to less than 2 years
NumSpcSC_2y	B5. Number of children who need additional assistance - Self care - 2 to less than 3 years
NumSpcSC_3y	B5. Number of children who need additional assistance - Self care - 3 to less than 4 years
NumSpcSC_4y	B5. Number of children who need additional assistance - Self care - 4 to less than 5 years
NumSpcSC_5y	B5. Number of children who need additional assistance - Self care - 5 to less than 6 years

Variable	Variable Label
NumSpcSC_6y	B5. Number of children who need additional assistance - Self care - 6 to less than 7 years
NumSpcSC_7y	B5. Number of children who need additional assistance - Self care - 7 to less than 8 years
NumSpcSC_8y	B5. Number of children who need additional assistance - Self care - 8 to less than 9 years
NumSpcSC_9y	B5. Number of children who need additional assistance - Self care - 9 to less than 10 years
NumSpcSC_10y	B5. Number of children who need additional assistance - Self care - 10 to less than 11 years
NumSpcSC_11y	B5. Number of children who need additional assistance - Self care - 11 to less than 12 years
NumSpcSC_12yplus	B5. Number of children who need additional assistance - Self care - 12 years or over
NumSpcSC_total	B5. Number of children who need additional assistance - Self care - total
NumSpclPIR_0y	B5. Number of children who need additional assistance - Inter-personal interactions and relationships - 0 to less than 1 year
NumSpclPIR_1y	B5. Number of children who need additional assistance - Inter-personal interactions and relationships - 1 to less than 2 years
NumSpclPIR_2y	B5. Number of children who need additional assistance - Inter-personal interactions and relationships - 2 to less than 3 years
NumSpclPIR_3y	B5. Number of children who need additional assistance - Inter-personal interactions and relationships - 3 to less than 4 years
NumSpclPIR_4y	B5. Number of children who need additional assistance - Inter-personal interactions and relationships - 4 to less than 5 years
NumSpclPIR_5y	B5. Number of children who need additional assistance - Inter-personal interactions and relationships - 5 to less than 6 years
NumSpclPIR_6y	B5. Number of children who need additional assistance - Inter-personal interactions and relationships - 6 to less than 7 years
NumSpclPIR_7y	B5. Number of children who need additional assistance - Inter-personal interactions and relationships - 7 to less than 8 years
NumSpclPIR_8y	B5. Number of children who need additional assistance - Inter-personal interactions and relationships - 8 to less than 9 years
NumSpclPIR_9y	B5. Number of children who need additional assistance - Inter-personal interactions and relationships - 9 to less than 10 years
NumSpclPIR_10y	B5. Number of children who need additional assistance - Inter-personal interactions and relationships - 10 to less than 11 years
NumSpclPIR_11y	B5. Number of children who need additional assistance - Inter-personal interactions and relationships - 11 to less than 12 years
NumSpclPIR_12yplus	B5. Number of children who need additional assistance - Inter-personal interactions and relationships - 12 years or over
NumSpclPIR_total	B5. Number of children who need additional assistance - Inter-personal interactions and relationships - total
NumSpcOth_0y	B5. Number of children who need additional assistance - Other areas - 0 to less than 1 year
NumSpcOth_1y	B5. Number of children who need additional assistance - Other areas - 1 to less than 2 years
NumSpcOth_2y	B5. Number of children who need additional assistance - Other areas - 2 to less than 3 years
NumSpcOth_3y	B5. Number of children who need additional assistance - Other areas - 3 to less than 4 years
NumSpcOth_4y	B5. Number of children who need additional assistance - Other areas - 4 to less than 5 years
NumSpcOth_5y	B5. Number of children who need additional assistance - Other areas - 5 to less than 6 years

Variable	Variable Label
NumSpcOth_6y	B5. Number of children who need additional assistance - Other areas - 6 to less than 7 years
NumSpcOth_7y	B5. Number of children who need additional assistance - Other areas - 7 to less than 8 years
NumSpcOth_8y	B5. Number of children who need additional assistance - Other areas - 8 to less than 9 years
NumSpcOth_9y	B5. Number of children who need additional assistance - Other areas - 9 to less than 10 years
NumSpcOth_10y	B5. Number of children who need additional assistance - Other areas - 10 to less than 11 years
NumSpcOth_11y	B5. Number of children who need additional assistance - Other areas - 11 to less than 12 years
NumSpcOth_12yplus	B5. Number of children who need additional assistance - Other areas - 12 years or over
NumSpcOth_total	B5. Number of children who need additional assistance - Other areas - total
TotSpcNeed_0	B5. Number of children who need additional assistance - Total children needing assistance - 0 to less than 1 year
TotSpcNeed_1	B5. Number of children who need additional assistance - Total children needing assistance - 1 to less than 2 years
TotSpcNeed_2	B5. Number of children who need additional assistance - Total children needing assistance - 2 to less than 3 years
TotSpcNeed_3	B5. Number of children who need additional assistance - Total children needing assistance - 3 to less than 4 years
TotSpcNeed_4	B5. Number of children who need additional assistance - Total children needing assistance - 4 to less than 5 years
TotSpcNeed_5	B5. Number of children who need additional assistance - Total children needing assistance - 5 to less than 6 years
TotSpcNeed_6	B5. Number of children who need additional assistance - Total children needing assistance - 6 to less than 7 years
TotSpcNeed_7	B5. Number of children who need additional assistance - Total children needing assistance - 7 to less than 8 years
TotSpcNeed_8	B5. Number of children who need additional assistance - Total children needing assistance - 8 to less than 9 years
TotSpcNeed_9	B5. Number of children who need additional assistance - Total children needing assistance - 9 to less than 10 years
TotSpcNeed_10	B5. Number of children who need additional assistance - Total children needing assistance - 10 to less than 11 years
TotSpcNeed_11	B5. Number of children who need additional assistance - Total children needing assistance - 11 to less than 12 years
TotSpcNeed_12plus	B5. Number of children who need additional assistance - Total children needing assistance - 12 years or over
TOTSpcNeed_total	B5. Number of children who need additional assistance - Total children needing assistance - total
PreSch_Deliver	C1. Any workers in service deliver or assist in delivering an in-house program
Curric_NEYLF	C2. Program delivered to curriculum or framework - Yes (Early Years Learning Framework)
Curric_StatT	C2. Program delivered to curriculum or framework - Yes (State / Territory curriculum or framework)
Curric_Other	C2. Program delivered to curriculum or framework - Yes (other curriculum or framework)
Curric_None	C2. Program delivered to curriculum or framework - No
Curric_DK	C2. Program delivered to curriculum or framework - Don't Know
Curric_999	C2. Program delivered to curriculum or framework - Not answered
C4	C3. In-house program delivered by teacher with university quals in relevant field
C5A_1	C4a. Number of children enrolled in in-house program - 3 to less than 4 years

Variable	Variable Label
C5A_2	C4a. Number of children enrolled in in-house program - 4 to less than 5 years
C5A_3	C4a. Number of children enrolled in in-house program - 5 to less than 6 years
C5A_4	C4a. Number of children enrolled in in-house program - 6 years or over
c5a_total	C4a. Number of children enrolled in in-house program - total
C5B_1	C4b. Number of children attended program during reference week - 3 to less than 4 years
C5B_2	C4b. Number of children attended program during reference week - 4 to less than 5 years
C5B_3	C4b. Number of children attended program during reference week - 5 to less than 6 years
C5B_4	C4b. Number of children attended program during reference week - 6 years or over
c5b_total	C4b. Number of children attended program during reference week - total
C5D_1	C4c. Number of enrolled children require additional assistance - 3 to less than 4 years
C5D_2	C4c. Number of enrolled children require additional assistance - 4 to less than 5 years
C5D_3	C4c. Number of enrolled children require additional assistance - 5 to less than 6 years
C5D_4	C4c. Number of enrolled children require additional assistance - 6 years or over
c5d_total	C4c. Number of enrolled children require additional assistance - total
rlicvsmx	Ratio - Licensed places vs maximum capacity
rmxvstyp	Ratio - Maximum capacity vs Typical capacity
weight1s	Service level weighting variable 1 - State by Service Type
weight2s	Service level weighting variable 2 - State by Service Type by Remoteness

Table 6 National Workforce Census 2016 Workers data

Variable	Variable Label
WID	Worker ID
ServiceType	Service Type
service_partner_ID	Service - Service unique reference number
State	State
PreSch_Deliver	C1. Any workers in service deliver or assist in delivering an in-house program
Curric_NEYLF	C2. Program delivered to curriculum or framework - Yes (Early Years Learning Framework)
Curric_StatT	C2. Program delivered to curriculum or framework - Yes (State / Territory curriculum or framework)
Curric_Other	C2. Program delivered to curriculum or framework - Yes (other curriculum or framework)
Curric_None	C2. Program delivered to curriculum or framework - No
Curric_DK	C2. Program delivered to curriculum or framework - Don't Know
Curric_999	C2. Program delivered to curriculum or framework - Not answered
C4	C3. In-house program delivered by teacher with university quals in relevant field
C5A_1	C4a - Number of children enrolled in in-house program - 3 to less than 4 years
C5A_2	C4a - Number of children enrolled in in-house program - 4 to less than 5 years
C5A_3	C4a - Number of children enrolled in in-house program - 5 to less than 6 years
C5A_4	C4a - Number of children enrolled in in-house program - 6 years or over
c5a_total	C4a - Number of children enrolled in in-house program - total
C5B_1	C4b - Number of children attended program during reference week - 3 to less than 4 years
C5B_2	C4b - Number of children attended program during reference week - 4 to less than 5 years
C5B_3	C4b - Number of children attended program during reference week - 5 to less than 6 years
C5B_4	C4b - Number of children attended program during reference week - 6 years or over
c5b_total	C4b - Number of children attended program during reference week - total
C5D_1	C4c - Number of enrolled children require additional assistance - 3 to less than 4 years
C5D_2	C4c - Number of enrolled children require additional assistance - 4 to less than 5 years
C5D_3	C4c - Number of enrolled children require additional assistance - 5 to less than 6 years
C5D_4	C4c - Number of enrolled children require additional assistance - 6 years or over
c5d_total	C4c - Number of enrolled children require additional assistance - total
StaffAge	D2a. Age
age_grp	D2a. Age - Categories
Sex	D2b. Gender
emp_paid	D3. Work paid or unpaid
emp_paid_new	D3. Work paid or unpaid
emp_type	D4. Main type of work
emp_type_new	D4. Main type of work
emp_role	D5. Main role
emp_role_new	D5. Main role
DeliveryTime	D6. Hours in total spent in face-to-face delivery of the in-house kindergarten/preschool program
emp_stat	D7. Employment status
emp_term	D8. Employment arrangements/terms

Variable	Variable Label
emp_term_cat	D8. Employment arrangements/terms - Categories
work_tm	D9. Actual hours worked
yrs_exp	D10. Years of experience in early childhood and care sector
yrs_emp	D11. Years of experience with this service
yrs_con	D12. Years as a contact worker with this service
high_qual	D13. Field of highest completed qualification
HIGH_QUAL_NEW	D13. Field of highest completed qualification
highattain	D14. Highest level of relevant qualification
highattain_strd_cat	D14. Highest level of relevant qualification - Categories
HIGHATTAIN_NEW	D14. Highest level of relevant qualification
HIGHATTAIN_STRD_CAT_NEW	D14. Highest level of relevant qualification - Categories
studying	D15. Currently enrolled in studying for qualification
Studying_fields	D16. Currently fields that enrolled in studying for qualification
Studying_levels	D17. Currently level that enrolled in studying for qualification
Train_MgmtFin	D18. Areas undertaken professional development training in previous 12 months - Management or financial training
Train_Needs	D18. Areas undertaken professional development training in previous 12 months - Training for additional needs
Train_OtherCC	D18. Areas undertaken professional development training in previous 12 months - Other child care related training
Train_OtherRlvnt	D18. Areas undertaken professional development training in previous 12 months - Other relevant training courses
Train_NoTrain	D18. Areas undertaken professional development training in previous 12 months - No training courses undertaken
Train_999	D18. Areas undertaken professional development training in previous 12 months - Not answered
weight1w	Rim weighting - State by Service Type + State by size + Type by size
weight2w	Rim weighting - State by Service Type by Remoteness + State by size + Type by size
fallstaff	Filter - All staff for reporting (hours worked > 0)
fallconstaff	Filter - All contact staff
fpdconstaff	Filter - Paid contact staff
qual_cat	Filter - Highest qualification (category)
currqual_cat	Filter - Qualification currently studying (category)

Table 7 Child level Child Care Management System data (weekly), Mar qtr 2010 to Jun qtr 2018

Variable	Description
service_id	Service ID
customer_id	Customer ID
child_id	Child ID
partner_id	Partner ID
parentorg_id	Parent organisation (service) ID
org_id	Organisation (service) ID
servicetype	Service type
weekenddate	The date that represents the end of the child care week.
ageyears_child	Child age (in years) at 30 June of the year
name_svc	Name of the service
state_svc	Organisation (service) state
feeamt	Charge for weekly hours attended by the childcare service to the family pre CCB. Includes both standard and non-standard hour based fees
feeamt_std	Charge for weekly standard hours attended by the childcare service to the family pre CCB
feeamt_nstd	Charge for weekly non-standard hours attended by the childcare service to the family pre CCB
feeamt_plusext ras	Charge for weekly hours attended by the childcare service to the family pre CCB + extras (eg nappies, etc)
ccbamt	Child Care Benefit expenditure paid as a fee relief to families with children using approved child care services
ccbhr	The number of CCB total hours a child uses care in a week.
ccbpc	Percentage of child care benefit paid to parents as calculated by the Family Assistance Office. The percentage is calculated by the Family Assistance Office in accordance with family assistance legislation and is used in calculating the family's CCB fee reduction.
ccbrate	Category of child care benefit paid to parents.
sccbtype	Special Child Care Benefit type
ccbtype	Type of child care benefit received by family.
CCRest	Estimated Child Care Rebate value per child per week
ccr_inel	CCR ineligibility indicator
jetamt	JETCCFA (Jobs, Education and Training Child Care Fee Assistance) amount
jethr	Number of hours that JETCCFA applies

Table 8 Service level Child Care Management System data, 2010-2018

Variable	Description
service_id	Service ID
servicetype	Service type in the CCMS system (CCB system)
name_svc	Name of the service
parentorg_id	Parent organisation (service) ID
org_name	The name of the organisation that the service belongs to.
org_id	Organisation (service) ID
For_profit	Flag identifying if the organisation is for profit
address_svc	Organisation (service) address
pcode_svc	Organisation (service) post code
state_svc	Organisation (service) state
suburb_svc	Organisation (service) suburb
lat_svc	Latitude of the physical address of the service Note: for Family day care and In home care this is the location of the head office
long_svc	Longitude of the physical address of the service Note: for Family day care and In home care this is the location of the head office

Table 9 National Workforce Census 2013 Services data

Variable	Variable Label
ScheduleID	ScheduleID - Service identifier (for all services, except preschools)
PreSchID	Workforce Census Preschool ID - Service identifier (for preschools only)
ServiceType	Service Type
ROGS_Flag	FILTER - ROGS record
QnaireType	Questionnaire Type
NumWorkers	Number of workers (total responding workers from ScheduleID)
SurveyPart	Data source
SurveyHC	Hardcopy Questionnaire Type - Part 1
State	State
Remote_Area_Code	Remote Area Code
Remote_Area_Name	Remote Area Name
LATITUDE	Latitude
LONGITUDE	Longitude
LGA2013_Code	LGA code
LGA2013_Name	LGA name
Electorate2013	Electorate
SvcFDC	Is service a Family Day Care service - A1/-
n_lic_pl	Number of places is this service licensed to provide at any one time - A2/-
TotCar_0_24m	FILTER - Total offered care to children aged 0 to 24 months - A3/-
TotCar_25_35m	FILTER - Total offered care to children aged 25 to 35 months - A3/-
TotCar_3_5y	FILTER - Total offered care to children aged 3 to 5 years - A3/-
TotCar_6yplus	FILTER - Total offered care to children aged 6 years or older - A3/-
MxCarNonV_0_24m	Maximum number of children to whom care is offered DOES NOT VARY by day of week - 0 to 24 months - A3/-
MxCarNonV_25_35m	Maximum number of children to whom care is offered DOES NOT VARY by day of week - 25 to 35 months - A3/-
MxCarNonV_3_5y	Maximum number of children to whom care is offered DOES NOT VARY by day of week - 3 to 5 years - A3/-
MxCarNonV_6yplus	Maximum number of children to whom care is offered DOES NOT VARY by day of week - 6 years or older - A3/-
MxCarMon_0_24m	Maximum number of children to whom care is offered VARIES by day of week - Monday - 0 to 24 months - A3/-
MxCarMon_25_35m	Maximum number of children to whom care is offered VARIES by day of week - Monday - 25 to 35 months - A3/-
MxCarMon_3_5y	Maximum number of children to whom care is offered VARIES by day of week - Monday - 3 to 5 years - A3/-
MxCarMon_6yplus	Maximum number of children to whom care is offered VARIES by day of week - Monday - 6 years or older - A3/-
MxCarTue_0_24m	Maximum number of children to whom care is offered VARIES by day of week - Tuesday - 0 to 24 months - A3/-
MxCarTue_25_35m	Maximum number of children to whom care is offered VARIES by day of week - Tuesday - 25 to 35 months - A3/-
MxCarTue_3_5y	Maximum number of children to whom care is offered VARIES by day of week - Tuesday - 3 to 5 years - A3/-
MxCarTue_6yplus	Maximum number of children to whom care is offered VARIES by day of week - Tuesday - 6 years or older - A3/-
MxCarWed_0_24m	Maximum number of children to whom care is offered VARIES by day of week - Wednesday - 0 to 24 months - A3/-
MxCarWed_25_35m	Maximum number of children to whom care is offered VARIES by day of week - Wednesday - 25 to 35 months - A3/-

MxCarWed_3_5y	Maximum number of children to whom care is offered VARIES by day of week - Wednesday - 3 to 5 years - A3/-
MxCarWed_6yplus	Maximum number of children to whom care is offered VARIES by day of week - Wednesday - 6 years or older - A3/-
MxCarThu_0_24m	Maximum number of children to whom care is offered VARIES by day of week - Thursday - 0 to 24 months - A3/-
MxCarThu_25_35m	Maximum number of children to whom care is offered VARIES by day of week - Thursday - 25 to 35 months - A3/-
MxCarThu_3_5y	Maximum number of children to whom care is offered VARIES by day of week - Thursday - 3 to 5 years - A3/-
MxCarThu_6yplus	Maximum number of children to whom care is offered VARIES by day of week - Thursday - 6 years or older - A3/-
MxCarFri_0_24m	Maximum number of children to whom care is offered VARIES by day of week - Friday - 0 to 24 months - A3/-
MxCarFri_25_35m	Maximum number of children to whom care is offered VARIES by day of week - Friday - 25 to 35 months - A3/-
MxCarFri_3_5y	Maximum number of children to whom care is offered VARIES by day of week - Friday - 3 to 5 years - A3/-
MxCarFri_6yplus	Maximum number of children to whom care is offered VARIES by day of week - Friday - 6 years or older - A3/-
MxCarSat_0_24m	Maximum number of children to whom care is offered VARIES by day of week - Saturday - 0 to 24 months - A3/-
MxCarSat_25_35m	Maximum number of children to whom care is offered VARIES by day of week - Saturday - 25 to 35 months - A3/-
MxCarSat_3_5y	Maximum number of children to whom care is offered VARIES by day of week - Saturday - 3 to 5 years - A3/-
MxCarSat_6yplus	Maximum number of children to whom care is offered VARIES by day of week - Saturday - 6 years or older - A3/-
MxCarSun_0_24m	Maximum number of children to whom care is offered VARIES by day of week - Sunday - 0 to 24 months - A3/-
MxCarSun_25_35m	Maximum number of children to whom care is offered VARIES by day of week - Sunday - 25 to 35 months - A3/-
MxCarSun_3_5y	Maximum number of children to whom care is offered VARIES by day of week - Sunday - 3 to 5 years - A3/-
MxCarSun_6yplus	Maximum number of children to whom care is offered VARIES by day of week - Sunday - 6 years or older - A3/-
MonAOpen	Earliest time of day child care available - Monday - Opening time A - A4/-
MonAClose	Latest time of day child care available - Monday - Closing time A - A4/-
MonBOpen	Earliest time of day child care available - Monday - Opening time B - A4/-
MonBClose	Latest time of day child care available - Monday - Closing time B - A4/-
TueAOpen	Earliest time of day child care available - Tuesday - Opening time A - A4/-
TueAClose	Latest time of day child care available - Tuesday - Closing time A - A4/-
TueBOpen	Earliest time of day child care available - Tuesday - Opening time B - A4/-
TueBClose	Latest time of day child care available - Tuesday - Closing time B - A4/-
WedAOpen	Earliest time of day child care available - Wednesday - Opening time A - A4/-
WedAClose	Latest time of day child care available - Wednesday - Closing time A - A4/-
WedBOpen	Earliest time of day child care available - Wednesday - Opening time B - A4/-
WedBClose	Latest time of day child care available - Wednesday - Closing time B - A4/-
ThuAOpen	Earliest time of day child care available - Thursday - Opening time A - A4/-
ThuAClose	Latest time of day child care available - Thursday - Closing time A - A4/-
ThuBOpen	Earliest time of day child care available - Thursday - Opening time B - A4/-
ThuBClose	Latest time of day child care available - Thursday - Closing time B - A4/-
FriAOpen	Earliest time of day child care available - Friday - Opening time A - A4/-
FriAClose	Latest time of day child care available - Friday - Closing time A - A4/-

FriBOpen	Earliest time of day child care available - Friday - Opening time B - A4/-
FriBClose	Latest time of day child care available - Friday - Closing time B - A4/-
SatAOpen	Earliest time of day child care available - Saturday - Opening time A - A4/-
SatAClose	Latest time of day child care available - Saturday - Closing time A - A4/-
SatBOpen	Earliest time of day child care available - Saturday - Opening time B - A4/-
SatBClose	Latest time of day child care available - Saturday - Closing time B - A4/-
SunAOpen	Earliest time of day child care available - Sunday - Opening time A - A4/-
SunAClose	Latest time of day child care available - Sunday - Closing time A - A4/-
SunBOpen	Earliest time of day child care available - Sunday - Opening time B - A4/-
SunBClose	Latest time of day child care available - Sunday - Closing time B - A4/-
Non_std	Non-standard hours
Non_std_10_2013	Non-standard hours of care
Non_std_12_2013	Non-standard hours of care - Experimental
HasExemption	Approval, exemption, or other formal permission for workers without required qualifications - A5/A3
NumExemption	Number of positions had approval, exemption, or other formal permission - A5_2/A3_2
A5A	A5a - Any positions with exemption require EC teaching qualification
A6	A6 - Number of contact staff left the service P12M
NumAttend_0y	Number of children attending during reference week - 0 to less than 1 year - B1/-
NumAttend_1y	Number of children attending during reference week - 1 to less than 2 years - B1/-
NumAttend_2y	Number of children attending during reference week - 2 to less than 3 years - B1/-
NumAttend_3y	Number of children attending during reference week - 3 to less than 4 years - B1/-
NumAttend_4y	Number of children attending during reference week - 4 to less than 5 years - B1/-
NumAttend_5y	Number of children attending during reference week - 5 to less than 6 years - B1/-
NumAttend_6y	Number of children attending during reference week - 6 to less than 7 years - B1/-
NumAttend_7y	Number of children attending during reference week - 7 to less than 8 years - B1/-
NumAttend_8y	Number of children attending during reference week - 8 to less than 9 years - B1/-
NumAttend_9y	Number of children attending during reference week - 9 to less than 10 years - B1/-
NumAttend_10y	Number of children attending during reference week - 10 to less than 11 years - B1/-
NumAttend_11y	Number of children attending during reference week - 11 to less than 12 years - B1/-
NumAttend_12yplus	Number of children attending during reference week - 12 years or over - B1/-
NumAttendTotal	Number of children attending during reference week - total - B1/-
NumATSI_0y	Number of children of Aboriginal or Torres Strait Islander origin - 0 to less than 1 year - B2/-
NumATSI_1y	Number of children of Aboriginal or Torres Strait Islander origin - 1 to less than 2 years - B2/-
NumATSI_2y	Number of children of Aboriginal or Torres Strait Islander origin - 2 to less than 3 years - B2/-
NumATSI_3y	Number of children of Aboriginal or Torres Strait Islander origin - 3 to less than 4 years - B2/-
NumATSI_4y	Number of children of Aboriginal or Torres Strait Islander origin - 4 to less than 5 years - B2/-
NumATSI_5y	Number of children of Aboriginal or Torres Strait Islander origin - 5 to less than 6 years - B2/-
NumATSI_6y	Number of children of Aboriginal or Torres Strait Islander origin - 6 to less than 7 years - B2/-
NumATSI_7y	Number of children of Aboriginal or Torres Strait Islander origin - 7 to less than 8 years - B2/-
NumATSI_8y	Number of children of Aboriginal or Torres Strait Islander origin - 8 to less than 9 years - B2/-

NumATSI_9y	Number of children of Aboriginal or Torres Strait Islander origin - 9 to less than 10 years - B2/-
NumATSI_10y	Number of children of Aboriginal or Torres Strait Islander origin - 10 to less than 11 years - B2/-
NumATSI_11y	Number of children of Aboriginal or Torres Strait Islander origin - 11 to less than 12 years - B2/-
NumATSI_12yplus	Number of children of Aboriginal or Torres Strait Islander origin - 12 years or over - B2/-
NumATSI Total	Number of children of Aboriginal or Torres Strait Islander origin - total - B2/-
NumLOTE_0y	Number of children where language other than english spoken at home - 0 to less than 1 year - B3/-
NumLOTE_1y	Number of children where language other than english spoken at home - 1 to less than 2 years - B3/-
NumLOTE_2y	Number of children where language other than english spoken at home - 2 to less than 3 years - B3/-
NumLOTE_3y	Number of children where language other than english spoken at home - 3 to less than 4 years - B3/-
NumLOTE_4y	Number of children where language other than english spoken at home - 4 to less than 5 years - B3/-
NumLOTE_5y	Number of children where language other than english spoken at home - 5 to less than 6 years - B3/-
NumLOTE_6y	Number of children where language other than english spoken at home - 6 to less than 7 years - B3/-
NumLOTE_7y	Number of children where language other than english spoken at home - 7 to less than 8 years - B3/-
NumLOTE_8y	Number of children where language other than english spoken at home - 8 to less than 9 years - B3/-
NumLOTE_9y	Number of children where language other than english spoken at home - 9 to less than 10 years - B3/-
NumLOTE_10y	Number of children where language other than english spoken at home - 10 to less than 11 years - B3/-
NumLOTE_11y	Number of children where language other than english spoken at home - 11 to less than 12 years - B3/-
NumLOTE_12yplus	Number of children where language other than english spoken at home - 12 years or over - B3/-
NumLOTE Total	Number of children where language other than english spoken at home - total - B3/-
NumSpclAK_0y	Number of children who need additional assistance - Learning and applying knowledge - 0 to less than 1 year - B4/-
NumSpclAK_1y	Number of children who need additional assistance - Learning and applying knowledge - 1 to less than 2 years - B4/-
NumSpclAK_2y	Number of children who need additional assistance - Learning and applying knowledge - 2 to less than 3 years - B4/-
NumSpclAK_3y	Number of children who need additional assistance - Learning and applying knowledge - 3 to less than 4 years - B4/-
NumSpclAK_4y	Number of children who need additional assistance - Learning and applying knowledge - 4 to less than 5 years - B4/-
NumSpclAK_5y	Number of children who need additional assistance - Learning and applying knowledge - 5 to less than 6 years - B4/-
NumSpclAK_6y	Number of children who need additional assistance - Learning and applying knowledge - 6 to less than 7 years - B4/-
NumSpclAK_7y	Number of children who need additional assistance - Learning and applying knowledge - 7 to less than 8 years - B4/-
NumSpclAK_8y	Number of children who need additional assistance - Learning and applying knowledge - 8 to less than 9 years - B4/-
NumSpclAK_9y	Number of children who need additional assistance - Learning and applying knowledge - 9 to less than 10 years - B4/-

NumSpcLAK_10y	Number of children who need additional assistance - Learning and applying knowledge - 10 to less than 11 years - B4/-
NumSpcLAK_11y	Number of children who need additional assistance - Learning and applying knowledge - 11 to less than 12 years - B4/-
NumSpcLAK_12yplus	Number of children who need additional assistance - Learning and applying knowledge - 12 years or over - B4/-
NumSpcLAK_total	Number of children who need additional assistance - Learning and applying knowledge -total- B4/-
NumSpcCom_0y	Number of children who need additional assistance - Communication - 0 to less than 1 year - B4/-
NumSpcCom_1y	Number of children who need additional assistance - Communication - 1 to less than 2 years - B4/-
NumSpcCom_2y	Number of children who need additional assistance - Communication - 2 to less than 3 years - B4/-
NumSpcCom_3y	Number of children who need additional assistance - Communication - 3 to less than 4 years - B4/-
NumSpcCom_4y	Number of children who need additional assistance - Communication - 4 to less than 5 years - B4/-
NumSpcCom_5y	Number of children who need additional assistance - Communication - 5 to less than 6 years - B4/-
NumSpcCom_6y	Number of children who need additional assistance - Communication - 6 to less than 7 years - B4/-
NumSpcCom_7y	Number of children who need additional assistance - Communication - 7 to less than 8 years - B4/-
NumSpcCom_8y	Number of children who need additional assistance - Communication - 8 to less than 9 years - B4/-
NumSpcCom_9y	Number of children who need additional assistance - Communication - 9 to less than 10 years - B4/-
NumSpcCom_10y	Number of children who need additional assistance - Communication - 10 to less than 11 years - B4/-
NumSpcCom_11y	Number of children who need additional assistance - Communication - 11 to less than 12 years - B4/-
NumSpcCom_12yplus	Number of children who need additional assistance - Communication - 12 years or over - B4/-
NumSpcCom_total	Number of children who need additional assistance - Communication - total - B4/-
NumSpcMob_0y	Number of children who need additional assistance - Mobility - 0 to less than 1 year - B4/-
NumSpcMob_1y	Number of children who need additional assistance - Mobility - 1 to less than 2 years - B4/-
NumSpcMob_2y	Number of children who need additional assistance - Mobility - 2 to less than 3 years - B4/-
NumSpcMob_3y	Number of children who need additional assistance - Mobility - 3 to less than 4 years - B4/-
NumSpcMob_4y	Number of children who need additional assistance - Mobility - 4 to less than 5 years - B4/-
NumSpcMob_5y	Number of children who need additional assistance - Mobility - 5 to less than 6 years - B4/-
NumSpcMob_6y	Number of children who need additional assistance - Mobility - 6 to less than 7 years - B4/-
NumSpcMob_7y	Number of children who need additional assistance - Mobility - 7 to less than 8 years - B4/-
NumSpcMob_8y	Number of children who need additional assistance - Mobility - 8 to less than 9 years - B4/-
NumSpcMob_9y	Number of children who need additional assistance - Mobility - 9 to less than 10 years - B4/-
NumSpcMob_10y	Number of children who need additional assistance - Mobility - 10 to less than 11 years - B4/-

NumSpcMob_11y	Number of children who need additional assistance - Mobility - 11 to less than 12 years - B4/-
NumSpcMob_12yplus	Number of children who need additional assistance - Mobility - 12 years or over - B4/-
NumSpcMob_total	Number of children who need additional assistance - Mobility - total - B4/-
NumSpcSC_0y	Number of children who need additional assistance - Self care - 0 to less than 1 year - B4/-
NumSpcSC_1y	Number of children who need additional assistance - Self care - 1 to less than 2 years - B4/-
NumSpcSC_2y	Number of children who need additional assistance - Self care - 2 to less than 3 years - B4/-
NumSpcSC_3y	Number of children who need additional assistance - Self care - 3 to less than 4 years - B4/-
NumSpcSC_4y	Number of children who need additional assistance - Self care - 4 to less than 5 years - B4/-
NumSpcSC_5y	Number of children who need additional assistance - Self care - 5 to less than 6 years - B4/-
NumSpcSC_6y	Number of children who need additional assistance - Self care - 6 to less than 7 years - B4/-
NumSpcSC_7y	Number of children who need additional assistance - Self care - 7 to less than 8 years - B4/-
NumSpcSC_8y	Number of children who need additional assistance - Self care - 8 to less than 9 years - B4/-
NumSpcSC_9y	Number of children who need additional assistance - Self care - 9 to less than 10 years - B4/-
NumSpcSC_10y	Number of children who need additional assistance - Self care - 10 to less than 11 years - B4/-
NumSpcSC_11y	Number of children who need additional assistance - Self care - 11 to less than 12 years - B4/-
NumSpcSC_12yplus	Number of children who need additional assistance - Self care - 12 years or over - B4/-
NumSpcSC_total	Number of children who need additional assistance - Self care - total - B4/-
NumSpclPIR_0y	Number of children who need additional assistance - Inter-personal interactions and relationships - 0 to less than 1 year - B4/-
NumSpclPIR_1y	Number of children who need additional assistance - Inter-personal interactions and relationships - 1 to less than 2 years - B4/-
NumSpclPIR_2y	Number of children who need additional assistance - Inter-personal interactions and relationships - 2 to less than 3 years - B4/-
NumSpclPIR_3y	Number of children who need additional assistance - Inter-personal interactions and relationships - 3 to less than 4 years - B4/-
NumSpclPIR_4y	Number of children who need additional assistance - Inter-personal interactions and relationships - 4 to less than 5 years - B4/-
NumSpclPIR_5y	Number of children who need additional assistance - Inter-personal interactions and relationships - 5 to less than 6 years - B4/-
NumSpclPIR_6y	Number of children who need additional assistance - Inter-personal interactions and relationships - 6 to less than 7 years - B4/-
NumSpclPIR_7y	Number of children who need additional assistance - Inter-personal interactions and relationships - 7 to less than 8 years - B4/-
NumSpclPIR_8y	Number of children who need additional assistance - Inter-personal interactions and relationships - 8 to less than 9 years - B4/-
NumSpclPIR_9y	Number of children who need additional assistance - Inter-personal interactions and relationships - 9 to less than 10 years - B4/-
NumSpclPIR_10y	Number of children who need additional assistance - Inter-personal interactions and relationships - 10 to less than 11 years - B4/-
NumSpclPIR_11y	Number of children who need additional assistance - Inter-personal interactions and relationships - 11 to less than 12 years - B4/-

NumSpclPIR_12yplus	Number of children who need additional assistance - Inter-personal interactions and relationships - 12 years or over - B4/-
NumSpclPIR_total	Number of children who need additional assistance - Inter-personal interactions and relationships - total - B4/-
NumSpcOth_0y	Number of children who need additional assistance - Other areas - 0 to less than 1 year - B4/-
NumSpcOth_1y	Number of children who need additional assistance - Other areas - 1 to less than 2 years - B4/-
NumSpcOth_2y	Number of children who need additional assistance - Other areas - 2 to less than 3 years - B4/-
NumSpcOth_3y	Number of children who need additional assistance - Other areas - 3 to less than 4 years - B4/-
NumSpcOth_4y	Number of children who need additional assistance - Other areas - 4 to less than 5 years - B4/-
NumSpcOth_5y	Number of children who need additional assistance - Other areas - 5 to less than 6 years - B4/-
NumSpcOth_6y	Number of children who need additional assistance - Other areas - 6 to less than 7 years - B4/-
NumSpcOth_7y	Number of children who need additional assistance - Other areas - 7 to less than 8 years - B4/-
NumSpcOth_8y	Number of children who need additional assistance - Other areas - 8 to less than 9 years - B4/-
NumSpcOth_9y	Number of children who need additional assistance - Other areas - 9 to less than 10 years - B4/-
NumSpcOth_10y	Number of children who need additional assistance - Other areas - 10 to less than 11 years - B4/-
NumSpcOth_11y	Number of children who need additional assistance - Other areas - 11 to less than 12 years - B4/-
NumSpcOth_12yplus	Number of children who need additional assistance - Other areas - 12 years or over - B4/-
NumSpcOth_total	Number of children who need additional assistance - Other areas - total - B4/-
TotSpcNeed_0	Number of children who need additional assistance - Total children needing assistance - 0 to less than 1 year - B4/-
TotSpcNeed_1	Number of children who need additional assistance - Total children needing assistance - 1 to less than 2 years - B4/-
TotSpcNeed_2	Number of children who need additional assistance - Total children needing assistance - 2 to less than 3 years - B4/-
TotSpcNeed_3	Number of children who need additional assistance - Total children needing assistance - 3 to less than 4 years - B4/-
TotSpcNeed_4	Number of children who need additional assistance - Total children needing assistance - 4 to less than 5 years - B4/-
TotSpcNeed_5	Number of children who need additional assistance - Total children needing assistance - 5 to less than 6 years - B4/-
TotSpcNeed_6	Number of children who need additional assistance - Total children needing assistance - 6 to less than 7 years - B4/-
TotSpcNeed_7	Number of children who need additional assistance - Total children needing assistance - 7 to less than 8 years - B4/-
TotSpcNeed_8	Number of children who need additional assistance - Total children needing assistance - 8 to less than 9 years - B4/-
TotSpcNeed_9	Number of children who need additional assistance - Total children needing assistance - 9 to less than 10 years - B4/-
TotSpcNeed_10	Number of children who need additional assistance - Total children needing assistance - 10 to less than 11 years - B4/-
TotSpcNeed_11	Number of children who need additional assistance - Total children needing assistance - 11 to less than 12 years - B4/-
TotSpcNeed_12plus	Number of children who need additional assistance - Total children needing assistance - 12 years or over - B4/-

TOTSpNeed_total	Number of children who need additional assistance - Total children needing assistance - total - B4/-
Num_DiffSrv	Number of children taken to a program delivered by a different service - C1/-
PreSch_Deliver	Any workers in service deliver or assist in delivering an in-house program - C2/A2
Curric_NEYLF	Program delivered to curriculum or framework - Yes (Early Years Learning Framework) - C3/A1
Curric_StatT	Program delivered to curriculum or framework - Yes (State / Territory curriculum or framework) - C3/A1
Curric_Other	Program delivered to curriculum or framework - Yes (Other) - C3/A1
Curric_None	Program delivered to curriculum or framework - No - C3/A1
Curric_DK	Program delivered to curriculum or framework - Don't Know - C3/A1
Curric_999	Program delivered to curriculum or framework - Not answered - C3/A1
C4	C4 - In-house program delivered by teacher with university quals in relevant field?
C5A_1	C5a - Number of children enrolled in in-house program - 3 to less than 4 years - C5/A4
C5A_2	C5a - Number of children enrolled in in-house program - 4 to less than 5 years - C5/A4
C5A_3	C5a - Number of children enrolled in in-house program - 5 to less than 6 years - C5/A4
C5A_4	C5a - Number of children enrolled in in-house program - 6 to less than 7 years - C5/A4
c5a_total	C5a - Number of children enrolled in in-house program - total - C5/A4
C5B_1	C5b - Number of children attended program during reference week - 3 to less than 4 years - C5/A4
C5B_2	C5b - Number of children attended program during reference week - 4 to less than 5 years - C5/A4
C5B_3	C5b - Number of children attended program during reference week - 5 to less than 6 years - C5/A4
C5B_4	C5b - Number of children attended program during reference week - 6 to less than 7 years - C5/A4
c5b_total	C5b - Number of children attended program during reference week - total - C5/A4
C5C_1	C5c - Number of enrolled children anticipated will go to school following year - 3 to less than 4 years - C5/A4
C5C_2	C5c - Number of enrolled children anticipated will go to school following year - 4 to less than 5 years - C5/A4
C5C_3	C5c - Number of enrolled children anticipated will go to school following year - 5 to less than 6 years - C5/A4
C5C_4	C5c - Number of enrolled children anticipated will go to school following year - 6 to less than 7 years - C5/A4
c5c_total	C5c - Number of enrolled children anticipated will go to school following year - total - C5/A4
C5D_1	C5d - Number of enrolled children require additional assistance - 3 to less than 4 years - C5/A4
C5D_2	C5d - Number of enrolled children require additional assistance - 4 to less than 5 years - C5/A4
C5D_3	C5d - Number of enrolled children require additional assistance - 5 to less than 6 years - C5/A4
C5D_4	C5d - Number of enrolled children require additional assistance - 6 to less than 7 years - C5/A4
c5d_total	C5d - Number of enrolled children require additional assistance - total - C5/A4
Time_hours	Hours spent completing the questionnaire - E1/C1
Time_mins	Minutes spent completing the questionnaire - E1/C1
complete_status	Completion Status
online_partial	Online Partial Complete
C5ab_3to4	Data quality issues - Services with greater attendance than enrolments (C5b>C5a) - 3 to less than 4 years
C5ab_4to5	Data quality issues - Services with greater attendance than enrolments (C5b>C5a) - 4 to less than 5 years

C5ab_5to6	Data quality issues - Services with greater attendance than enrolments (C5b>C5a) - 5 to less than 6 years
C5ab_6more	Data quality issues - Services with greater attendance than enrolments (C5b>C5a) - 6 years and over
C5ac_3to4	Data quality issues - Services with greater number of children anticipated to start school the following year than enrolments (C5c>C5a) - 3 to less than 4 years
C5ac_4to5	Data quality issues - Services with greater number of children anticipated to start school the following year than enrolments (C5c>C5a) - 4 to less than 5 years
C5ac_5to6	Data quality issues - Services with greater number of children anticipated to start school the following year than enrolments (C5c>C5a) - 5 to less than 6 years
C5ac_6over	Data quality issues - Services with greater number of children anticipated to start school the following year than enrolments (C5c>C5a) - 6 years and over
C5ad_4to5	Data quality issues - Services with greater number of children requiring additional assistance than enrolled (C5d>C5a) - 4 to less than 5 years
C5ad_5to6	Data quality issues - Services with greater number of children requiring additional assistance than enrolled (C5d>C5a) - 5 to less than 6 years
C5ad_6over	Data quality issues - Services with greater number of children requiring additional assistance than enrolled (C5d>C5a) - 6 years and over
C5bB1a_3to4	Data quality issues - Number of children attending an inhouse preschool program is greater than the number of children that attended during the reference week - 3 less than 4
C5bB1a_4to5	Data quality issues - Number of children attending an inhouse preschool program is greater than the number of children that attended during the reference week - 4 less than 5
C5bB1a_5to6	Data quality issues - Number of children attending an inhouse preschool program is greater than the number of children that attended during the reference week - 5 less than 6
C1B1a	Data quality issues - Number of children taken to a preschool program delivered by a different service is greater than the number of children attending the service (C1>B1a)
zeroworker	Flag variable - Zero worker
kidsperworker	Kids to worker ratio
goodbad	Flag to identify good bad data
C5dataedit	Updated with follow up data on C5
B1adataedit	Updated with follow up data on B1a
B4dataedit	Updated with follow up data on B4
State_wts	State
remoteness	Remoteness
weight1s	Service level weighting variable 1 - State by Service Type
cell_wts1	Service level weighting 1 cell
weight2s	Service level weighting variable 2 - State by Service Type by Remoteness
cell_wts2	Service level weighting 2 cell
excludeworkerfile	Excluded workers from these services in the workers file
lateflag	Late returns accepted

Table 10 National Workforce Census 2013 Workers data

Variable	Variable Label
WID	Worker ID
ScheduleID	ScheduleID
PreSchID	Workforce Census Preschool ID
ServiceType	Service Type
ROGS_Flag	FILTER - ROGS record
QnaireType	Questionnaire Type
NumWorkers	Number of workers (total responding workers from ScheduleID)
WorkerSeq	Worker number (worker sequence number within Workers)
SurveyPart	Data source
SurveyHC	Hardcopy Questionnaire Type - Part 1
State	State
Remote_Area_Code	Remote Area Code
Remote_Area_Name	Remote Area Name
LATITUDE	Latitude
LONGITUDE	Longitude
LGA2013_Code	LGA code
LGA2013_Name	LGA name
Electorate2013	Electorate
Num_DiffSrv	Number of children taken to a program delivered by a different service - C1/-
PreSch_Deliver	Any workers in service deliver or assist in delivering an in-house program - C2/A2
Curric_NEYLF	Program delivered to curriculum or framework - Yes (Early Years Learning Framework) - C3/A1
Curric_StatT	Program delivered to curriculum or framework - Yes (State / Territory curriculum or framework) - C3/A1
Curric_Other	Program delivered to curriculum or framework - Yes (Other) - C3/A1
Curric_None	Program delivered to curriculum or framework - No - C3/A1
Curric_DK	Program delivered to curriculum or framework - Don't Know - C3/A1
Curric_999	Program delivered to curriculum or framework - Not answered - C3/A1
C4	C4 - In-house program delivered by teacher with university quals in relevant field?
C5A_1	C5a - Number of children enrolled in in-house program - 3 to less than 4 years - C5/A4
C5A_2	C5a - Number of children enrolled in in-house program - 4 to less than 5 years - C5/A4
C5A_3	C5a - Number of children enrolled in in-house program - 5 to less than 6 years - C5/A4
C5A_4	C5a - Number of children enrolled in in-house program - 6 to less than 7 years - C5/A4
c5a_total	C5a - Number of children enrolled in in-house program - total - C5/A4
CSB_1	C5b - Number of children attended program during reference week - 3 to less than 4 years - C5/A4
CSB_2	C5b - Number of children attended program during reference week - 4 to less than 5 years - C5/A4
CSB_3	C5b - Number of children attended program during reference week - 5 to less than 6 years - C5/A4
CSB_4	C5b - Number of children attended program during reference week - 6 to less than 7 years - C5/A4
c5b_total	C5b - Number of children attended program during reference week - total - C5/A4
C5C_1	C5c - Number of enrolled children anticipated will go to school following year - 3 to less than 4 years - C5/A4
C5C_2	C5c - Number of enrolled children anticipated will go to school following year - 4 to less than 5 years - C5/A4

C5C_3	C5c - Number of enrolled children anticipated will go to school following year - 5 to less than 6 years - C5/A4
C5C_4	C5c - Number of enrolled children anticipated will go to school following year - 6 to less than 7 years - C5/A4
c5c_total	C5c - Number of enrolled children anticipated will go to school following year - total - C5/A4
C5D_1	C5d - Number of enrolled children require additional assistance - 3 to less than 4 years - C5/A4
C5D_2	C5d - Number of enrolled children require additional assistance - 4 to less than 5 years - C5/A4
C5D_3	C5d - Number of enrolled children require additional assistance - 5 to less than 6 years - C5/A4
C5D_4	C5d - Number of enrolled children require additional assistance - 6 to less than 7 years - C5/A4
c5d_total	C5d - Number of enrolled children require additional assistance - total - C5/A4
StaffAge	Age - D2a/B2a
age_grp	Age - D2a/B2a - Categories
Sex	Worker Sex (Male=1,Female=2) - D2b/B2b
emp_paid	Work paid or unpaid - D3/B3
emp_paid_new	Work paid or unpaid - D3/B3
emp_type	Main type of work - D4/B4
emp_type_new	Main type of work - D4/B4
emp_role	Main role - D5/B5
emp_role_new	Main role - D5/B5
PreSchFltr	Preschool filter: If 'Unpaid', 'Other work' or 'Non contact worker' go to next staff member - D6/-
inhouse_prog_confirm	Confirmation that service provided in-house program - D6/-
PreSch_tm_mon	Hours spent in face to face delivery of in-house program - Monday (base: all childcare; all preschool except D3=2 (unpaid), D4=4 (other work), D5=5 (non-contact worker)) - D7/B7
PreSch_tm_tue	Hours spent in face to face delivery of in-house program - Tuesday (base: all childcare; all preschool except D3=2 (unpaid), D4=4 (other work), D5=5 (non-contact worker)) - D7/B7
PreSch_tm_wed	Hours spent in face to face delivery of in-house program - Wednesday (base: all childcare; all preschool except D3=2 (unpaid), D4=4 (other work), D5=5 (non-contact worker)) - D7/B7
PreSch_tm_thu	Hours spent in face to face delivery of in-house program - Thursday (base: all childcare; all preschool except D3=2 (unpaid), D4=4 (other work), D5=5 (non-contact worker)) - D7/B7
PreSch_tm_fri	Hours spent in face to face delivery of in-house program - Friday (base: all childcare; all preschool except D3=2 (unpaid), D4=4 (other work), D5=5 (non-contact worker)) - D7/B7
PreSch_tm_sat	Hours spent in face to face delivery of in-house program - Saturday (base: all childcare; all preschool except D3=2 (unpaid), D4=4 (other work), D5=5 (non-contact worker)) - D7/B7
PreSch_tm_sun	Hours spent in face to face delivery of in-house program - Sunday (base: all childcare; all preschool except D3=2 (unpaid), D4=4 (other work), D5=5 (non-contact worker)) - D7/B7
emp_stat	Employment status (base: all childcare) - D8/-
emp_term	Employment arrangements/terms (base: all childcare) - D9/-
emp_term_cat	Employment arrangements/terms (base: all childcare) - D9/-
work_tm	Actual hours worked (base: all childcare; all preschool except D3=2 (unpaid), D4=4 (other work), D5=5 (non-contact worker)) - D10/B6
work_tm_hrs	FILTER - Total worked greater than 0 hours
yrs_exp	Years of experience in early childhood and care sector (base: all childcare) - D11/-

yrs_emp	Years of experience with this service (base: all childcare) - D12/-
yrs_con	Years as a contact worker with this service (base: all childcare) - D13/-
high_qual	Field of highest completed qualification (base: all childcare; all preschool except B3=2 (unpaid), B4=4 (unpaid), B5=5 (non-contact worker)) - D14/B8
HIGH_QUAL_NEW	Field of highest completed qualification (base: all childcare; all preschool except B3=2 (unpaid), B4=4 (unpaid), B5=5 (non-contact worker)) - D14/B8
highattain	Highest level of relevant qualification (base: all childcare; all preschool except D3=2 (unpaid), D4=4 (unpaid) D5=5 (non-contact worker)) - D15/B9
highattain_strd_cat	Highest level of relevant qualification (base: all childcare; all preschool except D3=2 (unpaid), D4=4 (unpaid) D5=5 (non-contact worker)) - D15/B9
HIGHATTAIN_NEW	Highest level of relevant qualification (base: all childcare; all preschool except D3=2 (unpaid), D4=4 (unpaid) D5=5 (non-contact worker)) - D15/B9
HIGHATTAIN_STRD_CAT_NEW	Highest level of relevant qualification (base: all childcare; all preschool except D3=2 (unpaid), D4=4 (unpaid) D5=5 (non-contact worker)) - D15/B9
studying	Currently enrolled in studying for qualification (base: all childcare) - D16/-
Train_MgmtFin	Areas undertaken professional development training in previous 12 months - Management or financial training (base: all childcare) - D17_1/-
Train_Needs	Areas undertaken professional development training in previous 12 months - Training for additional needs (base: all childcare) - D17_2/-
Train_OtherCC	Areas undertaken professional development training in previous 12 months - Other child care related training (base: all childcare) - D17_3/-
Train_OtherRlvnt	Areas undertaken professional development training in previous 12 months - Other relevant training courses (base: all childcare) - D17_4/-
Train_NoTrain	Areas undertaken professional development training in previous 12 months - No training courses undertaken (base: all childcare) - D17_5/-
Train_999	Areas undertaken professional development training in previous 12 months - Not answered (base: all childcare) - D17_999/-
complete_status	Completion Status
online_partial	Online Partial Complete
C5ab_3to4	Data quality issues - Services with greater attendance than enrolments (C5b>C5a) - 3 to less than 4 years
C5ab_4to5	Data quality issues - Services with greater attendance than enrolments (C5b>C5a) - 4 to less than 5 years
C5ab_5to6	Data quality issues - Services with greater attendance than enrolments (C5b>C5a) - 5 to less than 6 years
C5ab_6more	Data quality issues - Services with greater attendance than enrolments (C5b>C5a) - 6 years and over
C5ac_3to4	Data quality issues - Services with greater number of children anticipated to start school the following year than enrolments (C5c>C5a) - 3 to less than 4 years
C5ac_4to5	Data quality issues - Services with greater number of children anticipated to start school the following year than enrolments (C5c>C5a) - 4 to less than 5 years
C5ac_5to6	Data quality issues - Services with greater number of children anticipated to start school the following year than enrolments (C5c>C5a) - 5 to less than 6 years
C5ac_6over	Data quality issues - Services with greater number of children anticipated to start school the following year than enrolments (C5c>C5a) - 6 years and over
C5ad_4to5	Data quality issues - Services with greater number of children requiring additional assistance than enrolled (C5d>C5a) - 4 to less than 5 years
C5ad_5to6	Data quality issues - Services with greater number of children requiring additional assistance than enrolled (C5d>C5a) - 5 to less than 6 years
C5ad_6over	Data quality issues - Services with greater number of children requiring additional assistance than enrolled (C5d>C5a) - 6 years and over
C5bB1a_3to4	Data quality issues - Number of children attending an inhouse preschool program is greater than the number of children that attended during the reference week - 3 less than 4

C5bB1a_4to5	Data quality issues - Number of children attending an inhouse preschool program is greater than the number of children that attended during the reference week - 4 less than 5
C5bB1a_5to6	Data quality issues - Number of children attending an inhouse preschool program is greater than the number of children that attended during the reference week - 5 less than 6
C1B1a	Data quality issues - Number of children taken to a preschool program delivered by a different service is greater than the number of children attending the service (C1>B1a)
State_wts	State
remoteness	Remoteness
weight1w	Rim weighting - State by Service Type + State by size + Type by size
weight2w	Rim weighting - State by Service Type by Remoteness + State by size + Type by size
lateflag	Late returns accepted

s 22

From:
To:
Cc:
Subject: RE: Deloitte [SEC=OFFICIAL:Sensitive]
Date: Friday, 9 February 2024 1:23:09 PM
Attachments: [RESeeking your approval contract variation to support data access SECOFFICIAL.msg](#)
[image001.png](#)

OFFICIAL: Sensitive

Hi s 22

Please see attached email for agreement in writing with Deloitte.

Deloitte have advised that the following staff will need access to the secure portal:

s 47F

Please let me know if anything else is required to provide access to Deloitte. Please also cc me and s 22 in for any communications (just for vis).

Cheers
s 22

OFFICIAL: Sensitive

From: s 22
Sent: Thursday, February 8, 2024 11:38 AM
To: s 22
Cc:
s 22

Subject: RE: Deloitte [SEC=OFFICIAL:Sensitive]

OFFICIAL: Sensitive

Hi s 22 and all

Please find attached a new Public Interest Certificate that authorises the disclosure of CCS and NWC data, already supplied to JSA, to Deloitte to support the ECEC Capacity Study. The new PIC revokes the previous PIC (23-056) but the same conditions apply to you and Deloitte (pasted below and updated with the new PIC reference).

s 42

s 42

s 42 , please supply me with the email address of the Deloitte staff that will need to download the data and I will get them access to the secure portal.

Thanks and happy to discuss

s 22

s 42

s 42

OFFICIAL: Sensitive

From: s 22

Sent: Monday, January 22, 2024 9:42 AM

To: s 22

Cc:

s 22

Subject: RE: Deloitte [SEC=OFFICIAL:Sensitive]

OFFICIAL: Sensitive

Hi s 22

Thanks for starting the request! Please see attached a copy of the signed work order.

Cheers

s 22

Early Childhood Capacity Study | Workforce Futures Branch

Jobs and Skills Australia

📞 s 22

jobsandskills.gov.au

Jobs and Skills Australia acknowledges the traditional owners and custodians of country throughout Australia and their continuing connection to land, waters and community. We pay our respects to them and their cultures, and Elders past, present and emerging.

OFFICIAL: Sensitive

From: s 22

Sent: Friday, January 19, 2024 11:08 AM

To: s 22

Cc:

s 22

Subject: RE: Deloitte [SEC=OFFICIAL:Sensitive]

OFFICIAL: Sensitive

Hi s 22 and all

s 42

FYI – the contract variation that Deloitte have been previously asked to agree to have included the following conditions:

- a. Deloitte Access Economics must destroy all data and material provided by the Agency at the end of the project and confirm to the department in writing that it has done so.
- b. Deloitte Access Economics must comply with the ECEC NWC Data Protocol
- c. Deloitte Access Economics must refrain from re-identifying the data or undertaking any data-linking or data-matching
- d. Deloitte Access Economics must ensure that there is no protected or personal

- information in the final report or any other outputs from the Project
- e. Deloitte Access Economics is advised that unauthorised use or disclosure of protected information (such as Child Care Subsidy System data) is an offence under s 164 of the *A New Tax System (Family Assistance) (Administration) Act 1999*.

Happy to discuss

s 22

OFFICIAL: Sensitive

From: s 22
Sent: Thursday, January 18, 2024 4:35 PM
To: s 22
Cc:
s 22

Subject: Deloitte [SEC=OFFICIAL:Sensitive]

OFFICIAL: Sensitive

Hi s 22

Following the JSA x DoE meeting today, it was discussed that a PIC may be required for Deloitte to access data for use in modelling required in the ECEC capacity study.

We would be looking to get Deloitte access to the same data that has been shared with us thus far and we may need additional data at a later date. In the first instance, this would include:

- NWC data (2010, 2013, 2016, 2021)
- CCS data (historic to current)
- Forward Estimates for services demand used for MYEFO, including any methodology documentation (s 22 previously sent this to us and as advised in the meeting I would wait for confirmation of whether it can be shared further)

Not sure on the timing and processes here but we are exploring the option of having Deloitte onboarded to JSA. If this is able to be done quickly, would this simply require Deloitte to sign Deed of Confidentialities as was completed recently for our new starters? However, we would not put our eggs in this basket and would prefer to proceed with both options (PIC, and onboarding to JSA).

Please reach out if further info is required.

Cheers

s 22

Early Childhood Capacity Study | Workforce Futures Branch

Jobs and Skills Australia

 s 22

jobsandskills.gov.au

Jobs and Skills Australia acknowledges the traditional owners and custodians of country throughout Australia and their continuing connection to land, waters and community. We pay our respects to them and their cultures, and Elders past, present and emerging.

OFFICIAL: Sensitive

s 22

From: s 47F
Sent: Thursday, 8 February 2024 10:05 PM
To: s 22
Cc: s 47F ; JSA - ECEC
 workforce
Subject: RE:Seeking your approval: contract variation to support data access [SEC=OFFICIAL]

CAUTION: This email originated from outside of the organisation. Do not click links or open attachments unless you recognise the sender and know the content is safe.

s 22
 Dear

Thank you for this email.

I can confirm that we – Deloitte and Deloitte Access Economics – agree to the contract variation described below.

With thanks and regards

s 47F

s 47F | Deloitte Access Economics Pty Ltd
 477 Collins St, Melbourne VIC 3000
 D: +s 47F M: +s 47F
 s 47F | www.deloitte.com.au

We work flexibly at Deloitte. I do not expect you to read, respond to or action this email outside of your preferred working hours.

From: s 22
Sent: Thursday, 8 February 2024 3:13 PM
To: s 47F
Cc: s 47F ; s 22
 s 22
 s 22 ; JSA - ECEC workforce s 47E
Subject: [EXT]Seeking your approval: contract variation to support data access [SEC=OFFICIAL]

Hi s 47F ,

Our team is working towards providing Deloitte with data requested for workforce demand and supply modelling. In our communications with Department of Education for access to the National Workforce Census and Child Care Subsidy datasets, they have advised that agreement to the following contract variation is required to progress further.

Can you please confirm in writing that Deloitte agrees to the following?

Use and disclosure of protected information

The information provided by the department to Jobs and Skills Australia and Deloitte Access Economics is 'protected information' under s 3(1) of the *A New Tax System (Family Assistance) (Administration) Act 1999* (Administration Act).

Division 2 of Part 6 of the Administration Act establishes a secrecy regime with respect to protected information.

The department is authorised to disclose this protected information to Jobs and Skills Australia and Deloitte Access Economics under Public Interest Certificate 24-009 (attached), which is made pursuant to s 168(1)(a) of the Administration Act.

Under s 162(2)(e) of the Administration Act, Jobs and Skills Australia and Deloitte Access Economics is authorised to record, use or disclose the protected information for the purposes specified at section 3 of Public Interest Certificate 24-009.

The unauthorised recording, use or disclosure of protected information is an offence of strict liability: s 164.

Any output planned for release using Child Care Subsidy data must be rounded as per the department's business rules:

- For children and customers: Numbers rounded to nearest 10, and for figures less than 5 display "<10"
- For services: for figures less than 5 display "<5".

This is to ensure that Jobs and Skills Australia does not produce information that uses Child Care Subsidy data in way that discloses, either directly or indirectly, information about a particular person, including a child care provider, which Jobs and Skills Australia and Deloitte Access Economics are not authorised to do.

National Workforce Census data must also be used in accordance with the ECEC National Workforce Data Protocol and the Organisational Deed of Confidentiality.

Contract variation

Your agreement is sought to the below.

The Department of Employment and Workplace Relations and Deloitte Touche Tohmatsu (Deloitte Access Economics) agree as follows:

The Order is varied in accordance with terms set out below. Unless specifically stated in this email, all terms and conditions of the Order continue unaffected.

1. Order Variation number 1.
2. Raised by the Department of Employment and Workplace Relations
3. Details of change:
 - a. Deloitte Access Economics must destroy all data and material provided by the Agency at the end of the project and confirm to the department in writing that it has done so.
 - b. Deloitte Access Economics must comply with the ECEC NWC Data Protocol
 - c. Deloitte Access Economics must refrain from re-identifying the data or undertaking any data-linking or data-matching
 - d. Deloitte Access Economics must ensure that there is no protected or personal information in the final report or any other outputs from the Project
 - e. Deloitte Access Economics is advised that unauthorised use or disclosure of protected information (such as Child Care Subsidy System data) is an offence under s 164 of the A New Tax System (Family Assistance) (Administration) Act 1999.
4. Implementation date of variation is the date of Deloitte Access Economics' reply email agreeing to the variation to the Order for Services
5. Effect on services – Nil
6. Plan for implementing the change – Nil
7. Effect on price – Nil
8. Effect on service levels – Nil
9. Other relevant matters (e.g. transitional impacts) – Nil

Once this is agreed, we will follow up to confirm which Deloitte personnel will be provided with access to the secure file transfer portal.

Regards

s 22

Jobs and Skills Australia

s 22

Phone s 22

| Mobile s 22

jobsandskills.gov.au

Jobs and Skills Australia acknowledges the traditional owners and custodians of country throughout Australia and their continuing connection to land, waters and community. We pay our respects to them and their cultures, and Elders past, present and emerging.

Notice:

The information contained in this email message and any attached files may be confidential information, and may also be the subject of legal professional privilege. If you are not the intended recipient any use, disclosure or copying of this email is unauthorised. If you received this email in error, please notify the sender by contacting the department's switchboard on 1300 488 064 during business hours (8:30am - 5pm Canberra time) and delete all copies of this transmission together with any attachments.

This e-mail and any attachments to it are confidential. You must not use, disclose or act on the e-mail if you are not the intended recipient. If you have received this e-mail in error, please let us know by contacting the sender and deleting the original e-mail. Liability limited by a scheme approved under Professional Standards Legislation. Deloitte refers to a Deloitte member firm, one of its related entities, or Deloitte Touche Tohmatsu Limited ("DTTL"). Each Deloitte member firm is a separate legal entity and a member of DTTL. DTTL does not provide services to clients. Please see www.deloitte.com/about to learn more. Nothing in this e-mail, nor any related attachments or communications or services, have any capacity to bind any other entity under the 'Deloitte' network of member firms (including those operating in Australia).

s 22

From:
To:
Cc:
Subject: RE: [FOR CLEARANCE] Sep qtr 2023 data for JSA (DR3803) [SEC=OFFICIAL:Sensitive]
Date: Monday, 12 February 2024 2:26:21 PM
Attachments: [PIC 24-009 \(Deloitte\) \(legal very final\) \(signed\).pdf](#)

Signed PIC attached.

s 22

From: s 22
Sent: Friday, February 9, 2024 4:34 PM
To: s 22
Cc:

s 22

Subject: [FOR CLEARANCE] Sep qtr 2023 data for JSA (DR3803) [SEC=OFFICIAL:Sensitive]

Hi s 22

Are you happy for the Sep qtr 2023 data to go out to JSA? If yes, would you be kind enough to sign the attached PIC? It's been updated to change the LGA version in table 2 from 2022 to 2021.

Validation

- Thanks to ^{s 22} for reviewing the code and cross-checking vars against the PIC.
- Automated checks on the output did not identify any material issues.

File 1 – child level

- File 1 is based on the Sep qtr 2023 CCIA dataset.
- It includes an ACCO_service_flag (to be removed when sub-setting for WAPremCab).
- Child age is calculated at 30/6/2024, this is consistent with the last JSA delivery (age as at end of FY).
- Income bands are identical to last delivery.

File 2 – service level

- File 2 is based on the DR3034 services report as at 1/11/2023, which is the version used to build the Sep qtr 2023 CCIA dataset.
- It only includes services that appear in File 1. This approach is consistent with the last delivery.
- It does not include any child counts. Child counts were provided in the last delivery based on four-week reference periods at the end of each FY. JSA already has counts for the reference period ending 2/7/2023.

Subject to your clearance and execution of the PIC, I will upload to the JSA portal. We will also send them this [updated data notes.doc](#).

Happy to chat.

Regards,

s 22

Collections and Analytics Team | Data and Delivery Support Branch
Child Care Division
Early Childhood and Youth Group
Australian Government Department of Education
Phone s 22
www.education.gov.au

From: s 22

Sent: Friday, February 9, 2024 3:41 PM

To: s 22

s 22

Cc: s 22

Subject: RE: [FOR REVIEW] Sep qtr 2023 data for JSA (DR3803) [SEC=OFFICIAL]

Hi s 22,

Thanks for sending though the links to the JSA/WA DPC Sep 2023 data update. Below are my comments:

- The code looks fine to me and I could easily follow it through. I couldn't see anything in the method that would be an issue.
- The proc contents items didn't exactly match the PIC in the service file for
 - LGA (PIC LGA 2022, Proc contents LGA 2021)
 - Looking at the last data JSA data disclosure – we used LGA 2022 in the cust file and LGA 2021 in the service file, so I think only the PIC for the service file needs to be changed to LGA 2021.
 - Of course now in hindsight, having the same LGA boundary release for the customer and service file does make sense but the previous files had cust LGA 2022 and serv file LGA 2021, so we will have to stick with that.

Everything else looks good to me.

Thanks for that s 22

Cheers s 22

From: s 22

Sent: Friday, February 9, 2024 10:01 AM

To: s 22

s 22

Cc: s 22

Subject: RE: [FOR REVIEW] Sep qtr 2023 data for JSA (DR3803) [SEC=OFFICIAL]

Thanks s 22

Regards,

s 22

Collections and Analytics Team | Data and Delivery Support Branch
 Child Care Division
 Early Childhood and Youth Group
 Australian Government Department of Education
 Phone s 22
www.education.gov.au

From: s 22**Sent:** Friday, February 9, 2024 9:57 AM**To:** s 22

s 22

Cc: s 22**Subject:** RE: [FOR REVIEW] Sep qtr 2023 data for JSA (DR3803) [SEC=OFFICIAL]

Hi s 22

I can do this checking. I'll run through it first to get across it all and then give you a call.

Cheers

s 22

From: s 22**Sent:** Friday, February 9, 2024 9:53 AM**To:** s 22

s 22

Cc: s 22**Subject:** [FOR REVIEW] Sep qtr 2023 data for JSA (DR3803) [SEC=OFFICIAL]

Hi Team

I've finished building Files 1 & 2 for JSA covering Sep qtr 2023. I'm running some automated checks on the output now. Would somebody have time to (a) review the code and (b) check the variables against the PIC?

- SAS code [here](#): DR3803_Sep_qtr_2023.egp
- Outputs [here](#): file_1_child_level_sepqtr2023, file_2_service_level_sepqtr2023

File 1 – child level

- File 1 is based on the Sep qtr 2023 CCIA dataset.
- It includes ACCO_service_flag (to be removed when subsetting for WAPremCab).
- Child age calculated at 30/6/2024 for consistency with last JSA delivery.
- Income bands are identical to last delivery, as agreed with s 22 and s 22 .
- I used customer address boundaries already mapped where possible. I had to map approx. 140k new addresses in Mapinfo.

File 2 – service level

- File 2 is based on DR3034 as at 1/11/2023, which is the version used to build the Sep qtr 2023 CCIA dataset.
- It only includes services that appear in File 1. This approach is consistent with the last

- delivery.
- It does not include any child counts. Child counts were provided in the last delivery based on four-week reference periods at the end of each FY. JSA already has counts for the reference period ending 2/7/2023.

Happy to walk-through over Teams if that is easier.

Regards,

s 22

alytics Team | Data and Delivery Support Branch

Child Care Division

Early Childhood and Youth Group

Australian Government Department of Education

Phone s 22

www.education.gov.au

*A New Tax System (Family Assistance) (Administration) Act 1999***Public Interest Certificate**

I, s 22 of the Department of Education (the department), make this instrument under paragraph 168(1)(a) of the *A New Tax System (Family Assistance) (Administration) Act 1999*.

Dated 12 February 2024

s 22

Disclosure of information in the public interest**1 Commencement**

This instrument commences on the day it is signed.

2 Revocation

Public Interest Certificate (dated 15 December 2023) 23-056 is revoked.

3 Certification

In accordance with:

- (a) paragraph 168(1)(a) of the *A New Tax System (Family Assistance) (Administration) Act 1999*; and
- (b) section 15 of the *Family Assistance (Public Interest Certificate Guidelines) (Education) Determination 2018 (PIC Guidelines)*;

I certify that it is necessary in the public interest to disclose the information mentioned in section 5 to a person mentioned in section 6 for the purpose mentioned in section 4.

I certify that the information mentioned in section 5 cannot reasonably be obtained from a source other than the department and that the person mentioned in section 6 has sufficient interest in the information.

I have had regard to whether the person/s to whom the information relates is or may be subject to physical, psychological or emotional abuse and whether the person may be unable to give notice of his or her circumstance because of age, disability, social, cultural, family or other reasons. I am satisfied that such considerations do not give rise to a reason why the information in section 5 should not be disclosed to a person/s mentioned in section 6 for the purpose mentioned in section 4.

4 Purpose for which information may be disclosed

The information described in section 5 may be disclosed in accordance with this instrument for the purposes of research, statistical analysis or policy development in relation to the Early Education and Care (ECEC) workforce and workforce-related matters which are activities within the Department's portfolio responsibilities.

In particular, the information will be used for the ECEC Capacity Study, including identifying and analysing occupations for each of the different parts of the sector (pre-schools and kindergartens, centre-based day care, family day care, home-based care, and outside school hours care), their respective supply and demand factors, and geographical considerations to understand factors that impact training, attracting and retaining ECEC workers.

5 Information able to be disclosed

The information to be disclosed for the purpose described in section 3 above is the information held by the department listed at Attachment A.

6 Recipients of information

The information identified in section 5 may be disclosed to individuals employed or engaged by:

- Jobs and Skills Australia;
- HUMANABILITY LTD (ACN: 665 836 608); or
- Deloitte Access Economics Pty Ltd (ABN 97 149 633 116)

who, from time to time, are involved in facilitating the matters mentioned in section 4.

7 Persons authorised to disclose the protected information

An officer of the department whose duties relate to early childhood education and care policy or programs is authorised to disclose the information held by the department mentioned in section 5.

ATTACHMENT A

Table 1: Child level Child Care Subsidy data (weekly data)

Variable Name	Description
weekend_date	Last day of the calendar week to which the record relates (always a Sunday)
financial_year	Financial year in which the sessions of care take place
service_type	Child care service type: <ul style="list-style-type: none"> • CBDC=Centre Based Day Care, • OSHC=Outside School Hours Care, • FDC=Family Day Care, • IHC=In Home Care
service_name	Service name
customer_partner	Anonymised unique identifier of the customer (e.g. parent or guardian of child in approved care). This is an alternative to CRN.
child_partner	Anonymised unique identifier of the child. This is an alternative to CRN.
partner_partner	Anonymised unique identifier of the customer's partner (where applicable). This is an alternative to CRN.
service_partner	Anonymised unique identifier of the service. This is an alternative to CRN.
provider_partner	Anonymised unique identifier of the provider. This is an alternative to CRN.
session_day_num	Number of days on in the week with one or more sessions
session_care_num	Number of sessions in the week
customer_activity_hours	The total hours of 'recognised activity' undertaken each fortnight by the customer
partner_activity_hours	The total hours of 'recognised activity' undertaken each fortnight by the customer's partner (where applicable)
family_activity_hours	The total hours of 'recognised activity' undertaken each fortnight by the main parent/carer OR the partner whichever is the smallest
charged_fees	Total fees charged for the week (before subsidy)
charged_hours	Total hours for which fees are charged for the week
attended_hours	Number of hours in the week the child attended
allowed_hours	Maximum hours of subsidised care to which the family is entitled per fortnight
absence_usage	Number of sessions of care in the week that the child was absent. This is not necessarily the same as absence days because children may be recorded as absent for more than one session in a single day
ccs_usage	Total hours of care attracting CCS in a week
accs_usage	Total hours of care attracting ACCS in a week
annual_ccs_cap_usage	Part of subsidy that counts towards the annual cap - note the annual cap was removed from 10 December 2021
ccs	Estimated weekly CCS entitlements
ccs_withheld	CCS withheld
accs_type	ACCS payment type: <ul style="list-style-type: none"> • CWB=Child wellbeing subsidy, • TTW=Transition to Work subsidy, • GRP=Grandparent subsidy, • TFH=Temporary Financial Hardship subsidy
accs	Estimated weekly ACCS entitlements
estimated_family_income_1	Estimated annual family income - by CCS taper bands
estimated_family_income_2	Estimated annual family income - by standard ABS bands
estimated_family_income_3	Estimated annual family income - by CBDC deciles
child_age	Child's age calculated as at 30 June of the relevant financial year
customer_SA2_MAINCODE_2021	Geospatial information based on customer home address
customer_SA2_NAME_2021	Geospatial information based on customer home address

Variable Name	Description
customer_LGA_MAINCODE_2022	Geospatial information based on customer home address (for 2022 LGA boundaries)
customer_LGA_NAME_2022	Geospatial information based on customer home address (for 2022 LGA boundaries)
distance_home_to_service	Distance between service and home location according to the following groupings: <ul style="list-style-type: none"> • 01: 0.5km or closer • 02: > 0.5km - 1km • 03: > 1km - 2km • 04: > 2km - 3km • 05: > 3km - 5km • 06: > 5km - 10km • 07: > 10km - 20km • 08: > 20km - 50km • 09: > 50km - 100km • 10: > 100km • 99: Missing
ACCO_Service_Flag	Denotes whether service has been identified as an ACCO service: <ul style="list-style-type: none"> • Y=Yes • N=No

Table 2: Service level Child Care Subsidy data, 2019-2023

Variable	Definition
provider_name	Provider name
legal_entity	Provider legal entity code
legal_entity_desc	Provider legal entity description
provider_partner	Anonymised unique identifier of the provider
provider_ccs_status	Provider Child Care Subsidy (CSS) status
provider_ccs_start	Provider CCS status start date (date of effect for provider_ccs_status)
provider_address_line_1	Provider physical address line 1
provider_address_line_2	Provider physical address line 2
provider_suburb_name	Provider physical address suburb
provider_postcode	Provider physical address postcode
provider_state_code	Provider physical address state or territory
for_profit_flag	Flag indicating 'for-profit' status of the provider: • Y=for profit org • N=non-profit org
charity_flag	Flag indicating 'charity' status of the provider: • Y=for charity • N=not charity
provider_nlnum	Provider national law number
provider_nln_status	Provider national law status
provider_nln_start	Provider national law status start date (date of effect for provider_nln_status)
service_name	Service commercial business name.
service_care_type	Child care service type: CBDC=Centre Based Day Care, OSHC=Outside School Hours Care, FDC=Family Day Care, IHC=In Home Care
service_partner	Anonymised unique identifier of the service
service_ccs_status	Service CCS Status
service_ccs_start	Service CCS status start date (date of effect for service_ccs_status)
service_ccs_end	Service CCS status end date (end date for service_ccs_status)
service_nlnum	Service National Law Number
service_nln_status	Service National Law Status
service_nln_start	Service National Law status start date (date of effect for service_nln_status)
service_nln_end	Service National Law status end date (end date for service_nln_status)
service_address_line_1	Service physical address line 1
service_address_line_2	Service physical address line 2
service_suburb_name	Service physical address suburb
service_postcode	Service physical address postcode
service_state_code	Service physical address state or territory
service_lat	Service address latitude coordinates.
service_long	Service address longitude coordinates.
RA_CODE_2021	Service Remoteness Area code.
RA_NAME_2021	Service Remoteness Area name.
LGA_CODE_2021	Service Local Government Area (LGA) code. A code set representing an approximation of gazetted local government boundaries as defined by each State and Territory Local Government Department.

Variable	Definition
LGA_NAME_2021	Service Local Government Area (LGA) region name
ELECT_DIV_2018	Service address Federal electoral division.
ELECT_DIV_2021	Service address Federal electoral division.
SA1_MAINCODE	Service address Statistical area level 1 (SA1) code. A code set representing a geographical area aggregated from whole Mesh Blocks.
SA2_MAINCODE	Service address Statistical area, level 2 (SA2) code. A code set representing a medium-sized general purpose area aggregated from whole Statistical areas level 1 (SA1s).
SA2_NAME	Service address Statistical area, level 2 (SA2) region name.
SA3_CODE	Service Statistical area, level 3 (SA3) code.
SA3_NAME	Service Statistical area, level 3 (SA3) region name
SA4_CODE	Service Statistical area, level 4 (SA4) code
SA4_NAME	Service Statistical area, level 4 (SA4) region name
GCCSA_CODE	Service Greater Capital City Statistical Areas (GCCSAs) which are geographic areas built from Statistical Areas Level 4 (SA4s). A GCCSA is identified by a 5-character alphanumeric code. This comprises a 1-digit State or Territory identifier followed by a 4-character GCCSA identifier that is unique within each State and Territory.
GCCSA_NAME	Service Greater Capital City Statistical Areas (GCCSAs) name
count_children_svc_Jun2023	Count on children in the service in the last 4 weeks of June in the FY (weeks ending on Sunday: 11Jun2023, 18Jun2023, 25Jun2023, 02Jul2023)
_0_yrs_Jun2023	Count on children aged 0 years, as at 30 Jun 2023, in the service during the last 4 weeks of June (weeks ending on Sunday: 11Jun2023, 18Jun2023, 25Jun2023, 02Jul2023)
_1_yrs_Jun2023	Count on children aged 1 years, as at 30 Jun 2023, in the service during the last 4 weeks of June (weeks ending on Sunday: 11Jun2023, 18Jun2023, 25Jun2023, 02Jul2023)
_2_yrs_Jun2023	Count on children aged 2 years, as at 30 Jun 2023, in the service during the last 4 weeks of June (weeks ending on Sunday: 11Jun2023, 18Jun2023, 25Jun2023, 02Jul2023)
_3_yrs_Jun2023	Count on children aged 3 years, as at 30 Jun 2023, in the service during the last 4 weeks of June (weeks ending on Sunday: 11Jun2023, 18Jun2023, 25Jun2023, 02Jul2023)
_4_yrs_Jun2023	Count on children aged 4 years, as at 30 Jun 2023, in the service during the last 4 weeks of June (weeks ending on Sunday: 11Jun2023, 18Jun2023, 25Jun2023, 02Jul2023)
_5_yrs_Jun2023	Count on children aged 5 years, as at 30 Jun 2023, in the service during the last 4 weeks of June (weeks ending on Sunday: 11Jun2023, 18Jun2023, 25Jun2023, 02Jul2023)
_6_yrs_Jun2023	Count on children aged 6 years, as at 30 Jun 2023, in the service during the last 4 weeks of June (weeks ending on Sunday: 11Jun2023, 18Jun2023, 25Jun2023, 02Jul2023)
_7_yrs_Jun2023	Count on children aged 7 years, as at 30 Jun 2023, in the service during the last 4 weeks of June (weeks ending on Sunday: 11Jun2023, 18Jun2023, 25Jun2023, 02Jul2023)
_8_yrs_Jun2023	Count on children aged 8 years, as at 30 Jun 2023, in the service during the last 4 weeks of June (weeks ending on Sunday: 11Jun2023, 18Jun2023, 25Jun2023, 02Jul2023)
_9_yrs_Jun2023	Count on children aged 9 years, as at 30 Jun 2023, in the service during the last 4 weeks of June (weeks ending on Sunday: 11Jun2023, 18Jun2023, 25Jun2023, 02Jul2023)
_10_yrs_Jun2023	Count on children aged 10 years, as at 30 Jun 2023, in the service during the last 4 weeks of June (weeks ending on Sunday: 11Jun2023, 18Jun2023, 25Jun2023, 02Jul2023)

Variable	Definition
_11_yrs_Jun2023	Count on children aged 11 years, as at 30 Jun 2023, in the service during the last 4 weeks of June (weeks ending on Sunday: 11Jun2023, 18Jun2023, 25Jun2023, 02Jul2023)
_12_yrs_Jun2023	Count on children aged 12 years, as at 30 Jun 2023, in the service during the last 4 weeks of June (weeks ending on Sunday: 11Jun2023, 18Jun2023, 25Jun2023, 02Jul2023)
_13plus_yrs_Jun2023	Count on children aged 13 years and over, as at 30 Jun 2023, in the service during the last 4 weeks of June (weeks ending on Sunday: 11Jun2023, 18Jun2023, 25Jun2023, 02Jul2023)
count_indig_children_Jun2023	Count on Indigenous children in the service in the last 4 weeks of June in the FY (weeks ending on Sunday: 11Jun2023, 18Jun2023, 25Jun2023, 02Jul2023)
Prop_indig_children_2023	Proportion on Children in the service in the last 4 weeks of June that are Indigenous (weeks ending on Sunday: 11Jun2023, 18Jun2023, 25Jun2023, 02Jul2023)
count_children_svc_Jun2022	Count on children in the service in the last 4 weeks of June in the FY (weeks ending on Sunday: 12Jun2022, 19Jun2022, 26Jun2022, 03Jul2022)
_0_yrs_Jun2022	Count on children aged 0 years, as at 30 Jun 2022, in the service during the last 4 weeks of June (weeks ending on Sunday: 12Jun2022, 19Jun2022, 26Jun2022, 03Jul2022)
_1_yrs_Jun2022	Count on children aged 1 years, as at 30 Jun 2022, in the service during the last 4 weeks of June (weeks ending on Sunday: 12Jun2022, 19Jun2022, 26Jun2022, 03Jul2022)
_2_yrs_Jun2022	Count on children aged 2 years, as at 30 Jun 2022, in the service during the last 4 weeks of June (weeks ending on Sunday: 12Jun2022, 19Jun2022, 26Jun2022, 03Jul2022)
_3_yrs_Jun2022	Count on children aged 3 years, as at 30 Jun 2022, in the service during the last 4 weeks of June (weeks ending on Sunday: 12Jun2022, 19Jun2022, 26Jun2022, 03Jul2022)
_4_yrs_Jun2022	Count on children aged 4 years, as at 30 Jun 2022, in the service during the last 4 weeks of June (weeks ending on Sunday: 12Jun2022, 19Jun2022, 26Jun2022, 03Jul2022)
_5_yrs_Jun2022	Count on children aged 5 years, as at 30 Jun 2022, in the service during the last 4 weeks of June (weeks ending on Sunday: 12Jun2022, 19Jun2022, 26Jun2022, 03Jul2022)
_6_yrs_Jun2022	Count on children aged 6 years, as at 30 Jun 2022, in the service during the last 4 weeks of June (weeks ending on Sunday: 12Jun2022, 19Jun2022, 26Jun2022, 03Jul2022)
_7_yrs_Jun2022	Count on children aged 7 years, as at 30 Jun 2022, in the service during the last 4 weeks of June (weeks ending on Sunday: 12Jun2022, 19Jun2022, 26Jun2022, 03Jul2022)
_8_yrs_Jun2022	Count on children aged 8 years, as at 30 Jun 2022, in the service during the last 4 weeks of June (weeks ending on Sunday: 12Jun2022, 19Jun2022, 26Jun2022, 03Jul2022)
_9_yrs_Jun2022	Count on children aged 9 years, as at 30 Jun 2022, in the service during the last 4 weeks of June (weeks ending on Sunday: 12Jun2022, 19Jun2022, 26Jun2022, 03Jul2022)
_10_yrs_Jun2022	Count on children aged 10 years, as at 30 Jun 2022, in the service during the last 4 weeks of June (weeks ending on Sunday: 12Jun2022, 19Jun2022, 26Jun2022, 03Jul2022)
_11_yrs_Jun2022	Count on children aged 11 years, as at 30 Jun 2022, in the service during the last 4 weeks of June (weeks ending on Sunday: 12Jun2022, 19Jun2022, 26Jun2022, 03Jul2022)
_12_yrs_Jun2022	Count on children aged 12 years, as at 30 Jun 2022, in the service during the last 4 weeks of June (weeks ending on Sunday: 12Jun2022, 19Jun2022, 26Jun2022, 03Jul2022)

Variable	Definition
_13plus_yrs_Jun2022	Count on children aged 13 years and over, as at 30 Jun 2022, in the service during the last 4 weeks of June (weeks ending on Sunday: 12Jun2022, 19Jun2022, 26Jun2022, 03Jul2022)
count_indig_children_Jun2022	Count on Indigenous children in the service in the last 4 weeks of June (weeks ending on Sunday: 12Jun2022, 19Jun2022, 26Jun2022, 03Jul2022)
Prop_indig_children_2022	Proportion on Children in the service in the last 4 weeks of June that are Indigenous (weeks ending on Sunday: 12Jun2022, 19Jun2022, 26Jun2022, 03Jul2022)
count_children_svc_Jun2021	Count on children in the service in the last 4 weeks of June in the FY (weeks ending on Sunday: 13Jun2021, 20Jun2021, 27Jun2021, 04Jul2021)
_0_yrs_Jun2021	Count on children aged 0 years, as at 30 Jun 2021, in the service during the last 4 weeks of June (weeks ending on Sunday: 13Jun2021, 20Jun2021, 27Jun2021, 04Jul2021)
_1_yrs_Jun2021	Count on children aged 1 years, as at 30 Jun 2021, in the service during the last 4 weeks of June (weeks ending on Sunday: 13Jun2021, 20Jun2021, 27Jun2021, 04Jul2021)
_2_yrs_Jun2021	Count on children aged 2 years, as at 30 Jun 2021, in the service during the last 4 weeks of June (weeks ending on Sunday: 13Jun2021, 20Jun2021, 27Jun2021, 04Jul2021)
_3_yrs_Jun2021	Count on children aged 3 years, as at 30 Jun 2021, in the service during the last 4 weeks of June (weeks ending on Sunday: 13Jun2021, 20Jun2021, 27Jun2021, 04Jul2021)
_4_yrs_Jun2021	Count on children aged 4 years, as at 30 Jun 2021, in the service during the last 4 weeks of June (weeks ending on Sunday: 13Jun2021, 20Jun2021, 27Jun2021, 04Jul2021)
_5_yrs_Jun2021	Count on children aged 5 years, as at 30 Jun 2021, in the service during the last 4 weeks of June (weeks ending on Sunday: 13Jun2021, 20Jun2021, 27Jun2021, 04Jul2021)
_6_yrs_Jun2021	Count on children aged 6 years, as at 30 Jun 2021, in the service during the last 4 weeks of June (weeks ending on Sunday: 13Jun2021, 20Jun2021, 27Jun2021, 04Jul2021)
_7_yrs_Jun2021	Count on children aged 7 years, as at 30 Jun 2021, in the service during the last 4 weeks of June (weeks ending on Sunday: 13Jun2021, 20Jun2021, 27Jun2021, 04Jul2021)
_8_yrs_Jun2021	Count on children aged 8 years, as at 30 Jun 2021, in the service during the last 4 weeks of June (weeks ending on Sunday: 13Jun2021, 20Jun2021, 27Jun2021, 04Jul2021)
_9_yrs_Jun2021	Count on children aged 9 years, as at 30 Jun 2021, in the service during the last 4 weeks of June (weeks ending on Sunday: 13Jun2021, 20Jun2021, 27Jun2021, 04Jul2021)
_10_yrs_Jun2021	Count on children aged 10 years, as at 30 Jun 2021, in the service during the last 4 weeks of June (weeks ending on Sunday: 13Jun2021, 20Jun2021, 27Jun2021, 04Jul2021)
_11_yrs_Jun2021	Count on children aged 11 years, as at 30 Jun 2021, in the service during the last 4 weeks of June (weeks ending on Sunday: 13Jun2021, 20Jun2021, 27Jun2021, 04Jul2021)
_12_yrs_Jun2021	Count on children aged 12 years, as at 30 Jun 2021, in the service during the last 4 weeks of June (weeks ending on Sunday: 13Jun2021, 20Jun2021, 27Jun2021, 04Jul2021)
_13plus_yrs_Jun2021	Count on children aged 13 years and over, as at 30 Jun 2021, in the service during the last 4 weeks of June (weeks ending on Sunday: 13Jun2021, 20Jun2021, 27Jun2021, 04Jul2021)
count_indig_children_Jun2021	Count on Indigenous children in the service in the last 4 weeks of June (weeks ending on Sunday: 13Jun2021, 20Jun2021, 27Jun2021, 04Jul2021)

Variable	Definition
Prop_indig_children_2021	Proportion on Children in the service in the last 4 weeks of June that are Indigenous (weeks ending on Sunday: 13Jun2021, 20Jun2021, 27Jun2021, 04Jul2021)
count_children_svc_Jun2019	Count on children in the service in the last 4 weeks of June in the FY (weeks ending on Sunday: 09Jun2019, 16Jun2019, 23Jun2019, 30Jun2019)
_0_yrs_Jun2019	Count on children aged 0 years, as at 30 Jun 2019, in the service during the last 4 weeks of June (weeks ending on Sunday: 09Jun2019, 16Jun2019, 23Jun2019, 30Jun2019)
_1_yrs_Jun2019	Count on children aged 1 years, as at 30 Jun 2019, in the service during the last 4 weeks of June (weeks ending on Sunday: 09Jun2019, 16Jun2019, 23Jun2019, 30Jun2019)
_2_yrs_Jun2019	Count on children aged 2 years, as at 30 Jun 2019, in the service during the last 4 weeks of June (weeks ending on Sunday: 09Jun2019, 16Jun2019, 23Jun2019, 30Jun2019)
_3_yrs_Jun2019	Count on children aged 3 years, as at 30 Jun 2019, in the service during the last 4 weeks of June (weeks ending on Sunday: 09Jun2019, 16Jun2019, 23Jun2019, 30Jun2019)
_4_yrs_Jun2019	Count on children aged 4 years, as at 30 Jun 2019, in the service during the last 4 weeks of June (weeks ending on Sunday: 09Jun2019, 16Jun2019, 23Jun2019, 30Jun2019)
_5_yrs_Jun2019	Count on children aged 5 years, as at 30 Jun 2019, in the service during the last 4 weeks of June (weeks ending on Sunday: 09Jun2019, 16Jun2019, 23Jun2019, 30Jun2019)
_6_yrs_Jun2019	Count on children aged 6 years, as at 30 Jun 2019, in the service during the last 4 weeks of June (weeks ending on Sunday: 09Jun2019, 16Jun2019, 23Jun2019, 30Jun2019)
_7_yrs_Jun2019	Count on children aged 7 years, as at 30 Jun 2019, in the service during the last 4 weeks of June (weeks ending on Sunday: 09Jun2019, 16Jun2019, 23Jun2019, 30Jun2019)
_8_yrs_Jun2019	Count on children aged 8 years, as at 30 Jun 2019, in the service during the last 4 weeks of June (weeks ending on Sunday: 09Jun2019, 16Jun2019, 23Jun2019, 30Jun2019)
_9_yrs_Jun2019	Count on children aged 9 years, as at 30 Jun 2019, in the service during the last 4 weeks of June (weeks ending on Sunday: 09Jun2019, 16Jun2019, 23Jun2019, 30Jun2019)
_10_yrs_Jun2019	Count on children aged 10 years, as at 30 Jun 2019, in the service during the last 4 weeks of June (weeks ending on Sunday: 09Jun2019, 16Jun2019, 23Jun2019, 30Jun2019)
_11_yrs_Jun2019	Count on children aged 11 years, as at 30 Jun 2019, in the service during the last 4 weeks of June (weeks ending on Sunday: 09Jun2019, 16Jun2019, 23Jun2019, 30Jun2019)
_12_yrs_Jun2019	Count on children aged 12 years, as at 30 Jun 2019, in the service during the last 4 weeks of June (weeks ending on Sunday: 09Jun2019, 16Jun2019, 23Jun2019, 30Jun2019)
_13plus_yrs_Jun2019	Count on children aged 13 years and over, as at 30 Jun 2019, in the service during the last 4 weeks of June (weeks ending on Sunday: 09Jun2019, 16Jun2019, 23Jun2019, 30Jun2019)
count_indig_children_Jun2019	Count on Indigenous children in the service in the last 4 weeks of June (weeks ending on Sunday: 09Jun2019, 16Jun2019, 23Jun2019, 30Jun2019)
Prop_indig_children_2019	Proportion on Children in the service in the last 4 weeks of June that are Indigenous (weeks ending on Sunday: 09Jun2019, 16Jun2019, 23Jun2019, 30Jun2019)
ACCO_Service_Flag	Denotes whether service has been identified as an ACCO service: <ul style="list-style-type: none"> • Y=Yes • N=No

Table 3 National Workforce Census 2021 Services data

Variable	Variable label
service_type	Service - Service type
service_partner_ID	Service - Service unique reference number
Service_state	State of Service
n_lic_pl	A1. Number of places this service is licensed to provide at any one time
MxCare	A2. Maximum number of children to whom care is offered at any one time
MxTyp_0_24m	A2a. Maximum number of places typically break down across age group - 0 to 24 months
MxTyp_25_35m	A2a. Maximum number of places typically break down across age group - 25 to 35 months
MxTyp_3_5y	A2a. Maximum number of places typically break down across age group - 3 to 5 years
MxTyp_6plus	A2a. Maximum number of places typically break down across age group - 6 years or older
TypCare	Total number of children on a typical day
TypCar_0_24m	A3. Number of places break down across age group on typical day - 0 to 24 months
TypCar_25_35m	A3. Number of places break down across age group on typical day - 25 to 35 months
TypCar_3_5y	A3. Number of places break down across age group on typical day - 3 to 5 years
TypCar_6plus	A3. Number of places break down across age group on typical day - 6 years or older
rlicvsmx	Ratio - Licensed places vs maximum capacity
rmxvstyp	Ratio - Maximum capacity vs Typical capacity
HasExemption	A4. Approval, exemption, or other formal permission for workers without required qualifications
NumExemption	A4i. Number of approval, exemption, or other formal permission for workers without required qualifications
A5A	A4a. Any positions with exemption require EC teaching qualification
PrimCont_Cert_III	A5. Number of primary contact staff in reference week actively working towards Certificate III level educator
PrimCont_Diploma	A5. Number of primary contact staff in reference week actively working towards Diploma level educator
PrimCont_Prob	A5. Number of primary contact staff in reference week employed as educator on a probationary basis for not more than three months
PrimCont_ECT	A5. Number of primary contact staff in reference week taken to be an early childhood teacher
PrimCont_ECT_equiv	A5. Number of primary contact staff in reference week equivalent to an early childhood teacher
A6	A6. Number of contact staff left the service P12M
rec_plan	A7. Does this service have a Reconciliation Action Plan
NumAttend_0y	B1. Number of children attending during reference week - 0 to less than 1 year
NumAttend_1y	B1. Number of children attending during reference week - 1 to less than 2 years
NumAttend_2y	B1. Number of children attending during reference week - 2 to less than 3 years
NumAttend_3y	B1. Number of children attending during reference week - 3 to less than 4 years
NumAttend_4y	B1. Number of children attending during reference week - 4 to less than 5 years
NumAttend_5y	B1. Number of children attending during reference week - 5 to less than 6 years
NumAttend_6y	B1. Number of children attending during reference week - 6 to less than 7 years
NumAttend_7y	B1. Number of children attending during reference week - 7 to less than 8 years
NumAttend_8y	B1. Number of children attending during reference week - 8 to less than 9 years

Variable	Variable label
NumAttend_9y	B1. Number of children attending during reference week - 9 to less than 10 years
NumAttend_10y	B1. Number of children attending during reference week - 10 to less than 11 years
NumAttend_11y	B1. Number of children attending during reference week - 11 to less than 12 years
NumAttend_12yplus	B1. Number of children attending during reference week - 12 years or over
NumAttendTotal	B1. Number of children attending during reference week - total
B1W	B1W. Just to confirm, you mentioned in B1 that <NumAttendTotal> children attended your service during the reference week. Is this correct?
B1X	B1X. Just to confirm, you mentioned in B1 that <NumAttendTotal> children attended your service during the reference week. Is this correct?
NumATSI_0y	B2. Number of children of Aboriginal or Torres Strait Islander origin - 0 to less than 1 year
NumATSI_1y	B2. Number of children of Aboriginal or Torres Strait Islander origin - 1 to less than 2 years
NumATSI_2y	B2. Number of children of Aboriginal or Torres Strait Islander origin - 2 to less than 3 years
NumATSI_3y	B2. Number of children of Aboriginal or Torres Strait Islander origin - 3 to less than 4 years
NumATSI_4y	B2. Number of children of Aboriginal or Torres Strait Islander origin - 4 to less than 5 years
NumATSI_5y	B2. Number of children of Aboriginal or Torres Strait Islander origin - 5 to less than 6 years
NumATSI_6y	B2. Number of children of Aboriginal or Torres Strait Islander origin - 6 to less than 7 years
NumATSI_7y	B2. Number of children of Aboriginal or Torres Strait Islander origin - 7 to less than 8 years
NumATSI_8y	B2. Number of children of Aboriginal or Torres Strait Islander origin - 8 to less than 9 years
NumATSI_9y	B2. Number of children of Aboriginal or Torres Strait Islander origin - 9 to less than 10 years
NumATSI_10y	B2. Number of children of Aboriginal or Torres Strait Islander origin - 10 to less than 11 years
NumATSI_11y	B2. Number of children of Aboriginal or Torres Strait Islander origin - 11 to less than 12 years
NumATSI_12yplus	B2. Number of children of Aboriginal or Torres Strait Islander origin - 12 years or over
NumATSI Total	B2. Number of children of Aboriginal or Torres Strait Islander origin - total
NumLOTE_0y	B3. Number of children where language other than english spoken at home - 0 to less than 1 year
NumLOTE_1y	B3. Number of children where language other than english spoken at home - 1 to less than 2 years
NumLOTE_2y	B3. Number of children where language other than english spoken at home - 2 to less than 3 years
NumLOTE_3y	B3. Number of children where language other than english spoken at home - 3 to less than 4 years
NumLOTE_4y	B3. Number of children where language other than english spoken at home - 4 to less than 5 years
NumLOTE_5y	B3. Number of children where language other than english spoken at home - 5 to less than 6 years
NumLOTE_6y	B3. Number of children where language other than english spoken at home - 6 to less than 7 years

Variable	Variable label
NumLOTE_7y	B3. Number of children where language other than english spoken at home - 7 to less than 8 years
NumLOTE_8y	B3. Number of children where language other than english spoken at home - 8 to less than 9 years
NumLOTE_9y	B3. Number of children where language other than english spoken at home - 9 to less than 10 years
NumLOTE_10y	B3. Number of children where language other than english spoken at home - 10 to less than 11 years
NumLOTE_11y	B3. Number of children where language other than english spoken at home - 11 to less than 12 years
NumLOTE_12yplus	B3. Number of children where language other than english spoken at home - 12 years or over
NumLOTETotal	B3. Number of children where language other than english spoken at home - total
NumRefugee_0y	B4. Number of children from a refugee or special humanitarian programme - 0 to less than 1 year
NumRefugee_1y	B4. Number of children from a refugee or special humanitarian programme - 1 to less than 2 years
NumRefugee_2y	B4. Number of children from a refugee or special humanitarian programme - 2 to less than 3 years
NumRefugee_3y	B4. Number of children from a refugee or special humanitarian programme - 3 to less than 4 years
NumRefugee_4y	B4. Number of children from a refugee or special humanitarian programme - 4 to less than 5 years
NumRefugee_5y	B4. Number of children from a refugee or special humanitarian programme - 5 to less than 6 years
NumRefugee_6y	B4. Number of children from a refugee or special humanitarian programme - 6 to less than 7 years
NumRefugee_7y	B4. Number of children from a refugee or special humanitarian programme - 7 to less than 8 years
NumRefugee_8y	B4. Number of children from a refugee or special humanitarian programme - 8 to less than 9 years
NumRefugee_9y	B4. Number of children from a refugee or special humanitarian programme - 9 to less than 10 years
NumRefugee_10y	B4. Number of children from a refugee or special humanitarian programme - 10 to less than 11 years
NumRefugee_11y	B4. Number of children from a refugee or special humanitarian programme - 11 to less than 12 years
NumRefugee_12yplus	B4. Number of children from a refugee or special humanitarian programme - 12 years or over
NumRefugeeTotal	B4. Number of children from a refugee or special humanitarian programme - total
TotSpcNeed_0	B5. Number of children who need additional assistance - Total children needing assistance - 0 to less than 1 year
NumSpcLAK_0y	B5. Number of children who need additional assistance - Learning and applying knowledge - 0 to less than 1 year
NumSpcCom_0y	B5. Number of children who need additional assistance - Communication - 0 to less than 1 year
NumSpcMob_0y	B5. Number of children who need additional assistance - Mobility - 0 to less than 1 year

Variable	Variable label
NumSpcSC_0y	B5. Number of children who need additional assistance - Self care - 0 to less than 1 year
NumSpcPIR_0y	B5. Number of children who need additional assistance - Inter-personal interactions and relationships - 0 to less than 1 year
NumSpcOth_0y	B5. Number of children who need additional assistance - Other areas - 0 to less than 1 year
TotSpcNeed_1	B5. Number of children who need additional assistance - Total children needing assistance - 1 to less than 2 years
NumSpcLAK_1y	B5. Number of children who need additional assistance - Learning and applying knowledge - 1 to less than 2 years
NumSpcCom_1y	B5. Number of children who need additional assistance - Communication - 1 to less than 2 years
NumSpcMob_1y	B5. Number of children who need additional assistance - Mobility - 1 to less than 2 years
NumSpcSC_1y	B5. Number of children who need additional assistance - Self care - 1 to less than 2 years
NumSpcPIR_1y	B5. Number of children who need additional assistance - Inter-personal interactions and relationships - 1 to less than 2 years
NumSpcOth_1y	B5. Number of children who need additional assistance - Other areas - 1 to less than 2 years
TotSpcNeed_2	B5. Number of children who need additional assistance - Total children needing assistance - 2 to less than 3 years
NumSpcLAK_2y	B5. Number of children who need additional assistance - Learning and applying knowledge - 2 to less than 3 years
NumSpcCom_2y	B5. Number of children who need additional assistance - Communication - 2 to less than 3 years
NumSpcMob_2y	B5. Number of children who need additional assistance - Mobility - 2 to less than 3 years
NumSpcSC_2y	B5. Number of children who need additional assistance - Self care - 2 to less than 3 years
NumSpcPIR_2y	B5. Number of children who need additional assistance - Inter-personal interactions and relationships - 2 to less than 3 years
NumSpcOth_2y	B5. Number of children who need additional assistance - Other areas - 2 to less than 3 years
TotSpcNeed_3	B5. Number of children who need additional assistance - Total children needing assistance - 3 to less than 4 years
NumSpcLAK_3y	B5. Number of children who need additional assistance - Learning and applying knowledge - 3 to less than 4 years
NumSpcCom_3y	B5. Number of children who need additional assistance - Communication - 3 to less than 4 years
NumSpcMob_3y	B5. Number of children who need additional assistance - Mobility - 3 to less than 4 years
NumSpcSC_3y	B5. Number of children who need additional assistance - Self care - 3 to less than 4 years
NumSpcPIR_3y	B5. Number of children who need additional assistance - Inter-personal interactions and relationships - 3 to less than 4 years
NumSpcOth_3y	B5. Number of children who need additional assistance - Other areas - 3 to less than 4 years
TotSpcNeed_4	B5. Number of children who need additional assistance - Total children needing assistance - 4 to less than 5 years

Variable	Variable label
NumSpcLAK_4y	B5. Number of children who need additional assistance - Learning and applying knowledge - 4 to less than 5 years
NumSpcCom_4y	B5. Number of children who need additional assistance - Communication - 4 to less than 5 years
NumSpcMob_4y	B5. Number of children who need additional assistance - Mobility - 4 to less than 5 years
NumSpcSC_4y	B5. Number of children who need additional assistance - Self care - 4 to less than 5 years
NumSpclPIR_4y	B5. Number of children who need additional assistance - Inter-personal interactions and relationships - 4 to less than 5 years
NumSpcOth_4y	B5. Number of children who need additional assistance - Other areas - 4 to less than 5 years
TotSpcNeed_5	B5. Number of children who need additional assistance - Total children needing assistance - 5 to less than 6 years
NumSpcLAK_5y	B5. Number of children who need additional assistance - Learning and applying knowledge - 5 to less than 6 years
NumSpcCom_5y	B5. Number of children who need additional assistance - Communication - 5 to less than 6 years
NumSpcMob_5y	B5. Number of children who need additional assistance - Mobility - 5 to less than 6 years
NumSpcSC_5y	B5. Number of children who need additional assistance - Self care - 5 to less than 6 years
NumSpclPIR_5y	B5. Number of children who need additional assistance - Inter-personal interactions and relationships - 5 to less than 6 years
NumSpcOth_5y	B5. Number of children who need additional assistance - Other areas - 5 to less than 6 years
TotSpcNeed_6	B5. Number of children who need additional assistance - Total children needing assistance - 6 to less than 7 years
NumSpcLAK_6y	B5. Number of children who need additional assistance - Learning and applying knowledge - 6 to less than 7 years
NumSpcCom_6y	B5. Number of children who need additional assistance - Communication - 6 to less than 7 years
NumSpcMob_6y	B5. Number of children who need additional assistance - Mobility - 6 to less than 7 years
NumSpcSC_6y	B5. Number of children who need additional assistance - Self care - 6 to less than 7 years
NumSpclPIR_6y	B5. Number of children who need additional assistance - Inter-personal interactions and relationships - 6 to less than 7 years
NumSpcOth_6y	B5. Number of children who need additional assistance - Other areas - 6 to less than 7 years
TotSpcNeed_7	B5. Number of children who need additional assistance - Total children needing assistance - 7 to less than 8 years
NumSpcLAK_7y	B5. Number of children who need additional assistance - Learning and applying knowledge - 7 to less than 8 years
NumSpcCom_7y	B5. Number of children who need additional assistance - Communication - 7 to less than 8 years
NumSpcMob_7y	B5. Number of children who need additional assistance - Mobility - 7 to less than 8 years
NumSpcSC_7y	B5. Number of children who need additional assistance - Self care - 7 to less than 8 years

Variable	Variable label
NumSpclPIR_7y	B5. Number of children who need additional assistance - Inter-personal interactions and relationships - 7 to less than 8 years
NumSpcOth_7y	B5. Number of children who need additional assistance - Other areas - 7 to less than 8 years
TotSpcNeed_8	B5. Number of children who need additional assistance - Total children needing assistance - 8 to less than 9 years
NumSpclAK_8y	B5. Number of children who need additional assistance - Learning and applying knowledge - 8 to less than 9 years
NumSpcCom_8y	B5. Number of children who need additional assistance - Communication - 8 to less than 9 years
NumSpcMob_8y	B5. Number of children who need additional assistance - Mobility - 8 to less than 9 years
NumSpcSC_8y	B5. Number of children who need additional assistance - Self care - 8 to less than 9 years
NumSpclPIR_8y	B5. Number of children who need additional assistance - Inter-personal interactions and relationships - 8 to less than 9 years
NumSpcOth_8y	B5. Number of children who need additional assistance - Other areas - 8 to less than 9 years
TotSpcNeed_9	B5. Number of children who need additional assistance - Total children needing assistance - 9 to less than 10 years
NumSpclAK_9y	B5. Number of children who need additional assistance - Learning and applying knowledge - 9 to less than 10 years
NumSpcCom_9y	B5. Number of children who need additional assistance - Communication - 9 to less than 10 years
NumSpcMob_9y	B5. Number of children who need additional assistance - Mobility - 9 to less than 10 years
NumSpcSC_9y	B5. Number of children who need additional assistance - Self care - 9 to less than 10 years
NumSpclPIR_9y	B5. Number of children who need additional assistance - Inter-personal interactions and relationships - 9 to less than 10 years
NumSpcOth_9y	B5. Number of children who need additional assistance - Other areas - 9 to less than 10 years
TotSpcNeed_10	B5. Number of children who need additional assistance - Total children needing assistance - 10 to less than 11 years
NumSpclAK_10y	B5. Number of children who need additional assistance - Learning and applying knowledge - 10 to less than 11 years
NumSpcCom_10y	B5. Number of children who need additional assistance - Communication - 10 to less than 11 years
NumSpcMob_10y	B5. Number of children who need additional assistance - Mobility - 10 to less than 11 years
NumSpcSC_10y	B5. Number of children who need additional assistance - Self care - 10 to less than 11 years
NumSpclPIR_10y	B5. Number of children who need additional assistance - Inter-personal interactions and relationships - 10 to less than 11 years
NumSpcOth_10y	B5. Number of children who need additional assistance - Other areas - 10 to less than 11 years
TotSpcNeed_11	B5. Number of children who need additional assistance - Total children needing assistance - 11 to less than 12 years
NumSpclAK_11y	B5. Number of children who need additional assistance - Learning and applying knowledge - 11 to less than 12 years

Variable	Variable label
NumSpcCom_11y	B5. Number of children who need additional assistance - Communication - 11 to less than 12 years
NumSpcMob_11y	B5. Number of children who need additional assistance - Mobility - 11 to less than 12 years
NumSpcSC_11y	B5. Number of children who need additional assistance - Self care - 11 to less than 12 years
NumSpclPIR_11y	B5. Number of children who need additional assistance - Inter-personal interactions and relationships - 11 to less than 12 years
NumSpcOth_11y	B5. Number of children who need additional assistance - Other areas - 11 to less than 12 years
TotSpcNeed_12plus	B5. Number of children who need additional assistance - Total children needing assistance - 12 years or over
NumSpcLAK_12yplus	B5. Number of children who need additional assistance - Learning and applying knowledge - 12 years or over
NumSpcCom_12yplus	B5. Number of children who need additional assistance - Communication - 12 years or over
NumSpcMob_12yplus	B5. Number of children who need additional assistance - Mobility - 12 years or over
NumSpcSC_12yplus	B5. Number of children who need additional assistance - Self care - 12 years or over
NumSpclPIR_12yplus	B5. Number of children who need additional assistance - Inter-personal interactions and relationships - 12 years or over
NumSpcOth_12yplus	B5. Number of children who need additional assistance - Other areas - 12 years or over
NumSpcLAK_total	B5. Number of children who need additional assistance - Learning and applying knowledge - total
NumSpcCom_total	B5. Number of children who need additional assistance - Communication - total
NumSpcMob_total	B5. Number of children who need additional assistance - Mobility - total
NumSpcSC_total	B5. Number of children who need additional assistance - Self care - total
NumSpclPIR_total	B5. Number of children who need additional assistance - Inter-personal interactions and relationships - total
NumSpcOth_total	B5. Number of children who need additional assistance - Other areas - total
TOTSpcNeed_total	B5. Number of children who need additional assistance - Total children needing assistance - total
PreSch_Deliver	C1. Any workers in service deliver or assist in delivering an in-house program
PreSch_Hours	C1a. How many hours of in-house program were delivered by this service?
PreSch_HowDelivered	C1b. How is the is in-house program delivered in this service?
Curric_NEYLF	C2. Is the in-house program based on a specific curriculum or framework? Early Years Learning Framework
Curric_StatT	C2. Is the in-house program based on a specific curriculum or framework? State / Territory curriculum or framework
Curric_Other	C2. Is the in-house program based on a specific curriculum or framework? Other curriculum or framework
Curric_None	C2. Is the in-house program based on a specific curriculum or framework? - No
Curric_DK	C2. Is the in-house program based on a specific curriculum or framework? - Don't know
C4_new2021	C3. Highest level of relevant educational qualification of the staff member who was responsible for face-to-face delivery of the program
C5A_1	C4a. Number of children enrolled in in-house program - 3 to less than 4 years
C5A_2	C4a. Number of children enrolled in in-house program - 4 to less than 5 years

Variable	Variable label
C5A_3	C4a. Number of children enrolled in in-house program - 5 to less than 6 years
C5A_4	C4a. Number of children enrolled in in-house program - 6 years or over
c5a_total	C4a. Number of children enrolled in in-house program - total
C5B_1	C4b. Number of children attended program during reference week - 3 to less than 4 years
C5B_2	C4b. Number of children attended program during reference week - 4 to less than 5 years
C5B_3	C4b. Number of children attended program during reference week - 5 to less than 6 years
C5B_4	C4b. Number of children attended program during reference week - 6 years or over
c5b_total	C4b. Number of children attended program during reference week - total
C5D_1	C4c. Number of enrolled children require additional assistance - 3 to less than 4 years
C5D_2	C4c. Number of enrolled children require additional assistance - 4 to less than 5 years
C5D_3	C4c. Number of enrolled children require additional assistance - 5 to less than 6 years
C5D_4	C4c. Number of enrolled children require additional assistance - 6 years or over
c5d_total	C4c. Number of enrolled children require additional assistance - total
PRIMARY_orig	Number of Primary Contact Staff - from Registration / Service data
OTHER_CON_orig	Number of Other Contact Staff - from Registration / Service data
MGMT_ADMIN_orig	Number of Management / Admin Staff - from Registration / Service data
OTHER_orig	Number of Other / Support Staff - from Registration / Service data
TOTAL_orig	Total number of Staff - from Registration / Service data
CON_TOTAL_orig	Total number of Contact Staff - from Registration / Service data
OTH_TOTAL_orig	Total number of Non-contact Staff - from Registration / Service data
PRIMARY	Number of Primary Contact Staff - from Worker data
OTHER_CON	Number of Other Contact Staff - from Worker data
MGMT_ADMIN	Number of Management / Admin Staff - from Worker data
OTHER	Number of Other / Support Staff - from Worker data
TOTAL	Total number of Staff - from Worker data
CON_TOTAL	Total number of Contact Staff - from Worker data
OTH_TOTAL	Total number of Non-contact Staff - from Worker data
weight1s	Service weight - State by service type
weight2s	Service weight - State by service type by remoteness

Table 4 National Workforce Census 2021 Workers data

Variable	Variable Label
WID	Worker ID
service_type	Service - Service type
service_partner_ID	Service - Service unique reference number
service_state	State of Service
PreSch_Deliver	C1. Any workers in service deliver or assist in delivering an in-house program
PreSch_Hours	C1a. How many hours of in-house program were delivered by this service?
PreSch_HowDelivered	C1b. How is the in-house program delivered in this service?
Curric_NEYLF	C2. Is the in-house program based on a specific curriculum or framework? Early Years Learning Framework
Curric_StatT	C2. Is the in-house program based on a specific curriculum or framework? State / Territory curriculum or framework
Curric_Other	C2. Is the in-house program based on a specific curriculum or framework? Other curriculum or framework
Curric_None	C2. Is the in-house program based on a specific curriculum or framework? - No
Curric_DK	C2. Is the in-house program based on a specific curriculum or framework? - Don't know
C4_new2021	C3. Highest level of relevant educational qualification of the staff member who was responsible for face-to-face delivery of the program
C5A_1	C4a. Number of children enrolled in in-house program - 3 to less than 4 years
C5A_2	C4a. Number of children enrolled in in-house program - 4 to less than 5 years
C5A_3	C4a. Number of children enrolled in in-house program - 5 to less than 6 years
C5A_4	C4a. Number of children enrolled in in-house program - 6 years or over
c5a_total	C4a. Number of children enrolled in in-house program - total
C5B_1	C4b. Number of children attended program during reference week - 3 to less than 4 years
C5B_2	C4b. Number of children attended program during reference week - 4 to less than 5 years
C5B_3	C4b. Number of children attended program during reference week - 5 to less than 6 years
C5B_4	C4b. Number of children attended program during reference week - 6 years or over
c5b_total	C4b. Number of children attended program during reference week - total
C5D_1	C4c. Number of enrolled children require additional assistance - 3 to less than 4 years
C5D_2	C4c. Number of enrolled children require additional assistance - 4 to less than 5 years
C5D_3	C4c. Number of enrolled children require additional assistance - 5 to less than 6 years
C5D_4	C4c. Number of enrolled children require additional assistance - 6 years or over
c5d_total	C4c. Number of enrolled children require additional assistance - total
PRIMARY_orig	Number of Primary Contact Staff - from Registration / Service data
OTHER_CON_orig	Number of Other Contact Staff - from Registration / Service data
MGMT_ADMIN_orig	Number of Management / Admin Staff - from Registration / Service data
OTHER_orig	Number of Other / Support Staff - from Registration / Service data
TOTAL_orig	Total number of Staff - from Registration / Service data
CON_TOTAL_orig	Total number of Contact Staff - from Registration / Service data
OTH_TOTAL_orig	Total number of Non-contact Staff - from Registration / Service data
PRIMARY	Number of Primary Contact Staff - from Worker data
OTHER_CON	Number of Other Contact Staff - from Worker data
MGMT_ADMIN	Number of Management / Admin Staff - from Worker data

Variable	Variable Label
OTHER	Number of Other / Support Staff - from Worker data
TOTAL	Total number of Staff - from Worker data
CON_TOTAL	Total number of Contact Staff - from Worker data
OTH_TOTAL	Total number of Non-contact Staff - from Worker data
FDC_Ratio	Ratio of reported contact workers compared to DESE records - derived
Contact_Ratio	Contact workers to children ratio - derived
worker_diff	Flag records with a large difference between original and file staff numbers
FDC_ratio_flag	Flag records with a FDC contact ratio of below 2 or above 10
StaffAge	D2a. Age of worker
age_grp	Age group - derived from StaffAge
Sex	D2b. Gender of worker
emp_paid	D3. Work paid or unpaid
wage_v_award	D3a. Worker's wage compared to the award rate for their position
weekly_wage	D3b. Weekly wages of worker
emp_type	D4. Main type of work
all_roles_new2021_Principal	D4a_1. Principal / director / coordinator / educational leader
all_roles_new2021_Group Leader	D4a_2. Group leader
all_roles_new2021_ECT	D4a_3. Early childhood teacher
all_roles_new2021_FDCIHC	D4a_4. Family Day Care or In-Home Care educator / assistant
all_roles_new2021_Assistant	D4a_5. Assistant / aide
all_roles_new2021_OthContact	D4a_6. Other contact worker (e.g. dance teacher, music therapist, disability support worker, librarian or speech therapist)
all_roles_new2021_NonContact	D4a_7. Non-contact worker
emp_role_new2021	D5. Main role
DeliveryTime	D6. Hours in total spent in face-to-face delivery of the in-house kindergarten/preschool program
emp_stat_new2021	D7. Employment status
emp_term	D8. Employment arrangements/terms
emp_term_cat	D8. Employment arrangements/terms - categories
work_tm	D9. Actual hours worked
yrs_exp	D10. Years of experience in early childhood and care sector
yrs_emp	D11. Years of experience with this service
yrs_con	D12. Years as a contact worker with this service
high_qual	D13. Field of highest completed qualification
highattain_new2021	D14. Highest level of relevant qualification
highattain_strd_cat	D14. Highest level of relevant qualification - categories
studying	D15. Currently enrolled in studying for qualification
Studying_fields_new2021	D16. Currently fields that enrolled in studying for qualification
Studying_levels	D17. Currently level that enrolled in studying for qualification
Train_MgmtHR	D18. Management, Human Resource Management or Supervision Leadership or Ethics Training
Train_Fin	D18. Financial or risk management training
Train_Peda	D18. Training to strengthen pedagogy or practice
Train_CultDiv	D18. Inclusion training to support cultural diversity
Train_SpcNeeds	D18. Inclusion training to support children with disabilities and additional needs

Variable	Variable Label
Train_ATSI	D18. Aboriginal or Torres Strait Islander cultural awareness or training in reconciliation
Train_SpecCurr	D18. Training in specific curriculum areas (eg STEM, Literacy, Music)
Train_Oth	D18. Other relevant training courses
Train_NoTrain	D18. No professional development training undertaken by this worker
fallstaff	Filter - All staff for reporting (hours worked > 0)
fallconstaff	Filter - All contact staff
fpdconstaff	Filter - Paid contact staff
qual_cat	Filter - Highest qualification (category)
weight1w	Service weight - state by size, type by size, state by type
weight2w	Service weight - state by size, type by size, state by type by remoteness

Table 5 National Workforce Census 2016 Services data

Variable	Variable Label
ServiceType	Service Type
service_partner_ID	Service - Service unique reference number
State	State
n_lic_pl	A1. Number of places is this service licensed to provide at any one time
MxCare	A2. Maximum number of children to whom care is offered at any one time
MxTyp_0_24m	A2a. Maximum number of places typically break down across age group - 0 to 24 months
MxTyp_25_35m	A2a. Maximum number of places typically break down across age group - 25 to 35 months
MxTyp_3_5y	A2a. Maximum number of places typically break down across age group - 3 to 5 years
MxTyp_6plus	A2a. Maximum number of places typically break down across age group - 6 years or older
TypCar_0_24m	A3. Number of places break down across age group on typical day - 0 to 24 months
TypCar_25_35m	A3. Number of places break down across age group on typical day - 25 to 35 months
TypCar_3_5y	A3. Number of places break down across age group on typical day - 3 to 5 years
TypCar_6plus	A3. Number of places break down across age group on typical day - 6 years or older
HasExemption	A4. Approval, exemption, or other formal permission for workers without required qualifications
NumExemption	A4i. Number of approval, exemption, or other formal permission for workers without required qualifications
A5A	A4a. Any positions with exemption require EC teaching qualification
A6	A5. Number of contact staff left the service P12M
NumAttend_0y	B1. Number of children attending during reference week - 0 to less than 1 year
NumAttend_1y	B1. Number of children attending during reference week - 1 to less than 2 years
NumAttend_2y	B1. Number of children attending during reference week - 2 to less than 3 years
NumAttend_3y	B1. Number of children attending during reference week - 3 to less than 4 years
NumAttend_4y	B1. Number of children attending during reference week - 4 to less than 5 years
NumAttend_5y	B1. Number of children attending during reference week - 5 to less than 6 years
NumAttend_6y	B1. Number of children attending during reference week - 6 to less than 7 years
NumAttend_7y	B1. Number of children attending during reference week - 7 to less than 8 years
NumAttend_8y	B1. Number of children attending during reference week - 8 to less than 9 years
NumAttend_9y	B1. Number of children attending during reference week - 9 to less than 10 years
NumAttend_10y	B1. Number of children attending during reference week - 10 to less than 11 years
NumAttend_11y	B1. Number of children attending during reference week - 11 to less than 12 years
NumAttend_12yplus	B1. Number of children attending during reference week - 12 years or over
NumAttendTotal	B1. Number of children attending during reference week - total
NumATSI_0y	B2. Number of children of Aboriginal or Torres Strait Islander origin - 0 to less than 1 year
NumATSI_1y	B2. Number of children of Aboriginal or Torres Strait Islander origin - 1 to less than 2 years
NumATSI_2y	B2. Number of children of Aboriginal or Torres Strait Islander origin - 2 to less than 3 years
NumATSI_3y	B2. Number of children of Aboriginal or Torres Strait Islander origin - 3 to less than 4 years

Variable	Variable Label
NumATSI_4y	B2. Number of children of Aboriginal or Torres Strait Islander origin - 4 to less than 5 years
NumATSI_5y	B2. Number of children of Aboriginal or Torres Strait Islander origin - 5 to less than 6 years
NumATSI_6y	B2. Number of children of Aboriginal or Torres Strait Islander origin - 6 to less than 7 years
NumATSI_7y	B2. Number of children of Aboriginal or Torres Strait Islander origin - 7 to less than 8 years
NumATSI_8y	B2. Number of children of Aboriginal or Torres Strait Islander origin - 8 to less than 9 years
NumATSI_9y	B2. Number of children of Aboriginal or Torres Strait Islander origin - 9 to less than 10 years
NumATSI_10y	B2. Number of children of Aboriginal or Torres Strait Islander origin - 10 to less than 11 years
NumATSI_11y	B2. Number of children of Aboriginal or Torres Strait Islander origin - 11 to less than 12 years
NumATSI_12yplus	B2. Number of children of Aboriginal or Torres Strait Islander origin - 12 years or over
NumATSI_Total	B2. Number of children of Aboriginal or Torres Strait Islander origin - total
NumLOTE_0y	B3. Number of children where language other than english spoken at home - 0 to less than 1 year
NumLOTE_1y	B3. Number of children where language other than english spoken at home - 1 to less than 2 years
NumLOTE_2y	B3. Number of children where language other than english spoken at home - 2 to less than 3 years
NumLOTE_3y	B3. Number of children where language other than english spoken at home - 3 to less than 4 years
NumLOTE_4y	B3. Number of children where language other than english spoken at home - 4 to less than 5 years
NumLOTE_5y	B3. Number of children where language other than english spoken at home - 5 to less than 6 years
NumLOTE_6y	B3. Number of children where language other than english spoken at home - 6 to less than 7 years
NumLOTE_7y	B3. Number of children where language other than english spoken at home - 7 to less than 8 years
NumLOTE_8y	B3. Number of children where language other than english spoken at home - 8 to less than 9 years
NumLOTE_9y	B3. Number of children where language other than english spoken at home - 9 to less than 10 years
NumLOTE_10y	B3. Number of children where language other than english spoken at home - 10 to less than 11 years
NumLOTE_11y	B3. Number of children where language other than english spoken at home - 11 to less than 12 years
NumLOTE_12yplus	B3. Number of children where language other than english spoken at home - 12 years or over
NumLOTE_Total	B3. Number of children where language other than english spoken at home - total
NumRefugee_0y	B4. Number of children from a refugee or special humanitarian programme - 0 to less than 1 year
NumRefugee_1y	B4. Number of children from a refugee or special humanitarian programme - 1 to less than 2 years
NumRefugee_2y	B4. Number of children from a refugee or special humanitarian programme - 2 to less than 3 years
NumRefugee_3y	B4. Number of children from a refugee or special humanitarian programme - 3 to less than 4 years
NumRefugee_4y	B4. Number of children from a refugee or special humanitarian programme - 4 to less than 5 years

Variable	Variable Label
NumRefugee_5y	B4. Number of children from a refugee or special humanitarian programme - 5 to less than 6 years
NumRefugee_6y	B4. Number of children from a refugee or special humanitarian programme - 6 to less than 7 years
NumRefugee_7y	B4. Number of children from a refugee or special humanitarian programme - 7 to less than 8 years
NumRefugee_8y	B4. Number of children from a refugee or special humanitarian programme - 8 to less than 9 years
NumRefugee_9y	B4. Number of children from a refugee or special humanitarian programme - 9 to less than 10 years
NumRefugee_10y	B4. Number of children from a refugee or special humanitarian programme - 10 to less than 11 years
NumRefugee_11y	B4. Number of children from a refugee or special humanitarian programme - 11 to less than 12 years
NumRefugee_12yplus	B4. Number of children from a refugee or special humanitarian programme - 12 years or over
NumRefugeeTotal	B4. Number of children from a refugee or special humanitarian programme - total
NumSpcLAK_0y	B5. Number of children who need additional assistance - Learning and applying knowledge - 0 to less than 1 year
NumSpcLAK_1y	B5. Number of children who need additional assistance - Learning and applying knowledge - 1 to less than 2 years
NumSpcLAK_2y	B5. Number of children who need additional assistance - Learning and applying knowledge - 2 to less than 3 years
NumSpcLAK_3y	B5. Number of children who need additional assistance - Learning and applying knowledge - 3 to less than 4 years
NumSpcLAK_4y	B5. Number of children who need additional assistance - Learning and applying knowledge - 4 to less than 5 years
NumSpcLAK_5y	B5. Number of children who need additional assistance - Learning and applying knowledge - 5 to less than 6 years
NumSpcLAK_6y	B5. Number of children who need additional assistance - Learning and applying knowledge - 6 to less than 7 years
NumSpcLAK_7y	B5. Number of children who need additional assistance - Learning and applying knowledge - 7 to less than 8 years
NumSpcLAK_8y	B5. Number of children who need additional assistance - Learning and applying knowledge - 8 to less than 9 years
NumSpcLAK_9y	B5. Number of children who need additional assistance - Learning and applying knowledge - 9 to less than 10 years
NumSpcLAK_10y	B5. Number of children who need additional assistance - Learning and applying knowledge - 10 to less than 11 years
NumSpcLAK_11y	B5. Number of children who need additional assistance - Learning and applying knowledge - 11 to less than 12 years
NumSpcLAK_12yplus	B5. Number of children who need additional assistance - Learning and applying knowledge - 12 years or over
NumSpcLAK_total	B5. Number of children who need additional assistance - Learning and applying knowledge - total
NumSpcCom_0y	B5. Number of children who need additional assistance - Communication - 0 to less than 1 year
NumSpcCom_1y	B5. Number of children who need additional assistance - Communication - 1 to less than 2 years
NumSpcCom_2y	B5. Number of children who need additional assistance - Communication - 2 to less than 3 years
NumSpcCom_3y	B5. Number of children who need additional assistance - Communication - 3 to less than 4 years
NumSpcCom_4y	B5. Number of children who need additional assistance - Communication - 4 to less than 5 years

Variable	Variable Label
NumSpcCom_5y	B5. Number of children who need additional assistance - Communication - 5 to less than 6 years
NumSpcCom_6y	B5. Number of children who need additional assistance - Communication - 6 to less than 7 years
NumSpcCom_7y	B5. Number of children who need additional assistance - Communication - 7 to less than 8 years
NumSpcCom_8y	B5. Number of children who need additional assistance - Communication - 8 to less than 9 years
NumSpcCom_9y	B5. Number of children who need additional assistance - Communication - 9 to less than 10 years
NumSpcCom_10y	B5. Number of children who need additional assistance - Communication - 10 to less than 11 years
NumSpcCom_11y	B5. Number of children who need additional assistance - Communication - 11 to less than 12 years
NumSpcCom_12yplus	B5. Number of children who need additional assistance - Communication - 12 years or over
NumSpcCom_total	B5. Number of children who need additional assistance - Communication - total
NumSpcMob_0y	B5. Number of children who need additional assistance - Mobility - 0 to less than 1 year
NumSpcMob_1y	B5. Number of children who need additional assistance - Mobility - 1 to less than 2 years
NumSpcMob_2y	B5. Number of children who need additional assistance - Mobility - 2 to less than 3 years
NumSpcMob_3y	B5. Number of children who need additional assistance - Mobility - 3 to less than 4 years
NumSpcMob_4y	B5. Number of children who need additional assistance - Mobility - 4 to less than 5 years
NumSpcMob_5y	B5. Number of children who need additional assistance - Mobility - 5 to less than 6 years
NumSpcMob_6y	B5. Number of children who need additional assistance - Mobility - 6 to less than 7 years
NumSpcMob_7y	B5. Number of children who need additional assistance - Mobility - 7 to less than 8 years
NumSpcMob_8y	B5. Number of children who need additional assistance - Mobility - 8 to less than 9 years
NumSpcMob_9y	B5. Number of children who need additional assistance - Mobility - 9 to less than 10 years
NumSpcMob_10y	B5. Number of children who need additional assistance - Mobility - 10 to less than 11 years
NumSpcMob_11y	B5. Number of children who need additional assistance - Mobility - 11 to less than 12 years
NumSpcMob_12yplus	B5. Number of children who need additional assistance - Mobility - 12 years or over
NumSpcMob_total	B5. Number of children who need additional assistance - Mobility - total
NumSpcSC_0y	B5. Number of children who need additional assistance - Self care - 0 to less than 1 year
NumSpcSC_1y	B5. Number of children who need additional assistance - Self care - 1 to less than 2 years
NumSpcSC_2y	B5. Number of children who need additional assistance - Self care - 2 to less than 3 years
NumSpcSC_3y	B5. Number of children who need additional assistance - Self care - 3 to less than 4 years
NumSpcSC_4y	B5. Number of children who need additional assistance - Self care - 4 to less than 5 years
NumSpcSC_5y	B5. Number of children who need additional assistance - Self care - 5 to less than 6 years

Variable	Variable Label
NumSpcSC_6y	B5. Number of children who need additional assistance - Self care - 6 to less than 7 years
NumSpcSC_7y	B5. Number of children who need additional assistance - Self care - 7 to less than 8 years
NumSpcSC_8y	B5. Number of children who need additional assistance - Self care - 8 to less than 9 years
NumSpcSC_9y	B5. Number of children who need additional assistance - Self care - 9 to less than 10 years
NumSpcSC_10y	B5. Number of children who need additional assistance - Self care - 10 to less than 11 years
NumSpcSC_11y	B5. Number of children who need additional assistance - Self care - 11 to less than 12 years
NumSpcSC_12yplus	B5. Number of children who need additional assistance - Self care - 12 years or over
NumSpcPIR_total	B5. Number of children who need additional assistance - Self care - total
NumSpcPIR_0y	B5. Number of children who need additional assistance - Inter-personal interactions and relationships - 0 to less than 1 year
NumSpcPIR_1y	B5. Number of children who need additional assistance - Inter-personal interactions and relationships - 1 to less than 2 years
NumSpcPIR_2y	B5. Number of children who need additional assistance - Inter-personal interactions and relationships - 2 to less than 3 years
NumSpcPIR_3y	B5. Number of children who need additional assistance - Inter-personal interactions and relationships - 3 to less than 4 years
NumSpcPIR_4y	B5. Number of children who need additional assistance - Inter-personal interactions and relationships - 4 to less than 5 years
NumSpcPIR_5y	B5. Number of children who need additional assistance - Inter-personal interactions and relationships - 5 to less than 6 years
NumSpcPIR_6y	B5. Number of children who need additional assistance - Inter-personal interactions and relationships - 6 to less than 7 years
NumSpcPIR_7y	B5. Number of children who need additional assistance - Inter-personal interactions and relationships - 7 to less than 8 years
NumSpcPIR_8y	B5. Number of children who need additional assistance - Inter-personal interactions and relationships - 8 to less than 9 years
NumSpcPIR_9y	B5. Number of children who need additional assistance - Inter-personal interactions and relationships - 9 to less than 10 years
NumSpcPIR_10y	B5. Number of children who need additional assistance - Inter-personal interactions and relationships - 10 to less than 11 years
NumSpcPIR_11y	B5. Number of children who need additional assistance - Inter-personal interactions and relationships - 11 to less than 12 years
NumSpcPIR_12yplus	B5. Number of children who need additional assistance - Inter-personal interactions and relationships - 12 years or over
NumSpcPIR_total	B5. Number of children who need additional assistance - Inter-personal interactions and relationships - total
NumSpcOth_0y	B5. Number of children who need additional assistance - Other areas - 0 to less than 1 year
NumSpcOth_1y	B5. Number of children who need additional assistance - Other areas - 1 to less than 2 years
NumSpcOth_2y	B5. Number of children who need additional assistance - Other areas - 2 to less than 3 years
NumSpcOth_3y	B5. Number of children who need additional assistance - Other areas - 3 to less than 4 years
NumSpcOth_4y	B5. Number of children who need additional assistance - Other areas - 4 to less than 5 years
NumSpcOth_5y	B5. Number of children who need additional assistance - Other areas - 5 to less than 6 years

Variable	Variable Label
NumSpcOth_6y	B5. Number of children who need additional assistance - Other areas - 6 to less than 7 years
NumSpcOth_7y	B5. Number of children who need additional assistance - Other areas - 7 to less than 8 years
NumSpcOth_8y	B5. Number of children who need additional assistance - Other areas - 8 to less than 9 years
NumSpcOth_9y	B5. Number of children who need additional assistance - Other areas - 9 to less than 10 years
NumSpcOth_10y	B5. Number of children who need additional assistance - Other areas - 10 to less than 11 years
NumSpcOth_11y	B5. Number of children who need additional assistance - Other areas - 11 to less than 12 years
NumSpcOth_12yplus	B5. Number of children who need additional assistance - Other areas - 12 years or over
NumSpcOth_total	B5. Number of children who need additional assistance - Other areas - total
TotSpcNeed_0	B5. Number of children who need additional assistance - Total children needing assistance - 0 to less than 1 year
TotSpcNeed_1	B5. Number of children who need additional assistance - Total children needing assistance - 1 to less than 2 years
TotSpcNeed_2	B5. Number of children who need additional assistance - Total children needing assistance - 2 to less than 3 years
TotSpcNeed_3	B5. Number of children who need additional assistance - Total children needing assistance - 3 to less than 4 years
TotSpcNeed_4	B5. Number of children who need additional assistance - Total children needing assistance - 4 to less than 5 years
TotSpcNeed_5	B5. Number of children who need additional assistance - Total children needing assistance - 5 to less than 6 years
TotSpcNeed_6	B5. Number of children who need additional assistance - Total children needing assistance - 6 to less than 7 years
TotSpcNeed_7	B5. Number of children who need additional assistance - Total children needing assistance - 7 to less than 8 years
TotSpcNeed_8	B5. Number of children who need additional assistance - Total children needing assistance - 8 to less than 9 years
TotSpcNeed_9	B5. Number of children who need additional assistance - Total children needing assistance - 9 to less than 10 years
TotSpcNeed_10	B5. Number of children who need additional assistance - Total children needing assistance - 10 to less than 11 years
TotSpcNeed_11	B5. Number of children who need additional assistance - Total children needing assistance - 11 to less than 12 years
TotSpcNeed_12plus	B5. Number of children who need additional assistance - Total children needing assistance - 12 years or over
TOTSpcNeed_total	B5. Number of children who need additional assistance - Total children needing assistance - total
PreSch_Deliver	C1. Any workers in service deliver or assist in delivering an in-house program
Curric_NEYLF	C2. Program delivered to curriculum or framework - Yes (Early Years Learning Framework)
Curric_StatT	C2. Program delivered to curriculum or framework - Yes (State / Territory curriculum or framework)
Curric_Other	C2. Program delivered to curriculum or framework - Yes (other curriculum or framework)
Curric_None	C2. Program delivered to curriculum or framework - No
Curric_DK	C2. Program delivered to curriculum or framework - Don't Know
Curric_999	C2. Program delivered to curriculum or framework - Not answered
C4	C3. In-house program delivered by teacher with university quals in relevant field
C5A_1	C4a. Number of children enrolled in in-house program - 3 to less than 4 years

Variable	Variable Label
C5A_2	C4a. Number of children enrolled in in-house program - 4 to less than 5 years
C5A_3	C4a. Number of children enrolled in in-house program - 5 to less than 6 years
C5A_4	C4a. Number of children enrolled in in-house program - 6 years or over
c5a_total	C4a. Number of children enrolled in in-house program - total
C5B_1	C4b. Number of children attended program during reference week - 3 to less than 4 years
C5B_2	C4b. Number of children attended program during reference week - 4 to less than 5 years
C5B_3	C4b. Number of children attended program during reference week - 5 to less than 6 years
C5B_4	C4b. Number of children attended program during reference week - 6 years or over
c5b_total	C4b. Number of children attended program during reference week - total
C5D_1	C4c. Number of enrolled children require additional assistance - 3 to less than 4 years
C5D_2	C4c. Number of enrolled children require additional assistance - 4 to less than 5 years
C5D_3	C4c. Number of enrolled children require additional assistance - 5 to less than 6 years
C5D_4	C4c. Number of enrolled children require additional assistance - 6 years or over
c5d_total	C4c. Number of enrolled children require additional assistance - total
rlicvsmx	Ratio - Licensed places vs maximum capacity
rmxvstyp	Ratio - Maximum capacity vs Typical capacity
weight1s	Service level weighting variable 1 - State by Service Type
weight2s	Service level weighting variable 2 - State by Service Type by Remoteness

Table 6 National Workforce Census 2016 Workers data

Variable	Variable Label
WID	Worker ID
ServiceType	Service Type
service_partner_ID	Service - Service unique reference number
State	State
PreSch_Deliver	C1. Any workers in service deliver or assist in delivering an in-house program
Curric_NEYLF	C2. Program delivered to curriculum or framework - Yes (Early Years Learning Framework)
Curric_StatT	C2. Program delivered to curriculum or framework - Yes (State / Territory curriculum or framework)
Curric_Other	C2. Program delivered to curriculum or framework - Yes (other curriculum or framework)
Curric_None	C2. Program delivered to curriculum or framework - No
Curric_DK	C2. Program delivered to curriculum or framework - Don't Know
Curric_999	C2. Program delivered to curriculum or framework - Not answered
C4	C3. In-house program delivered by teacher with university quals in relevant field
C5A_1	C4a - Number of children enrolled in in-house program - 3 to less than 4 years
C5A_2	C4a - Number of children enrolled in in-house program - 4 to less than 5 years
C5A_3	C4a - Number of children enrolled in in-house program - 5 to less than 6 years
C5A_4	C4a - Number of children enrolled in in-house program - 6 years or over
c5a_total	C4a - Number of children enrolled in in-house program - total
C5B_1	C4b - Number of children attended program during reference week - 3 to less than 4 years
C5B_2	C4b - Number of children attended program during reference week - 4 to less than 5 years
C5B_3	C4b - Number of children attended program during reference week - 5 to less than 6 years
C5B_4	C4b - Number of children attended program during reference week - 6 years or over
c5b_total	C4b - Number of children attended program during reference week - total
C5D_1	C4c - Number of enrolled children require additional assistance - 3 to less than 4 years
C5D_2	C4c - Number of enrolled children require additional assistance - 4 to less than 5 years
C5D_3	C4c - Number of enrolled children require additional assistance - 5 to less than 6 years
C5D_4	C4c - Number of enrolled children require additional assistance - 6 years or over
c5d_total	C4c - Number of enrolled children require additional assistance - total
StaffAge	D2a. Age
age_grp	D2a. Age - Categories
Sex	D2b. Gender
emp_paid	D3. Work paid or unpaid
emp_paid_new	D3. Work paid or unpaid
emp_type	D4. Main type of work
emp_type_new	D4. Main type of work
emp_role	D5. Main role
emp_role_new	D5. Main role
DeliveryTime	D6. Hours in total spent in face-to-face delivery of the in-house kindergarten/preschool program
emp_stat	D7. Employment status
emp_term	D8. Employment arrangements/terms

Variable	Variable Label
emp_term_cat	D8. Employment arrangements/terms - Categories
work_tm	D9. Actual hours worked
yrs_exp	D10. Years of experience in early childhood and care sector
yrs_emp	D11. Years of experience with this service
yrs_con	D12. Years as a contact worker with this service
high_qual	D13. Field of highest completed qualification
HIGH_QUAL_NEW	D13. Field of highest completed qualification
highattain	D14. Highest level of relevant qualification
highattain_strd_cat	D14. Highest level of relevant qualification - Categories
HIGHATTAIN_NEW	D14. Highest level of relevant qualification
HIGHATTAIN_STRD_CAT_NEW	D14. Highest level of relevant qualification - Categories
studying	D15. Currently enrolled in studying for qualification
Studying_fields	D16. Currently fields that enrolled in studying for qualification
Studying_levels	D17. Currently level that enrolled in studying for qualification
Train_MgmtFin	D18. Areas undertaken professional development training in previous 12 months - Management or financial training
Train_Needs	D18. Areas undertaken professional development training in previous 12 months - Training for additional needs
Train_OtherCC	D18. Areas undertaken professional development training in previous 12 months - Other child care related training
Train_OtherRlvnt	D18. Areas undertaken professional development training in previous 12 months - Other relevant training courses
Train_NoTrain	D18. Areas undertaken professional development training in previous 12 months - No training courses undertaken
Train_999	D18. Areas undertaken professional development training in previous 12 months - Not answered
weight1w	Rim weighting - State by Service Type + State by size + Type by size
weight2w	Rim weighting - State by Service Type by Remoteness + State by size + Type by size
fallstaff	Filter - All staff for reporting (hours worked > 0)
fallconstaff	Filter - All contact staff
fpdconstaff	Filter - Paid contact staff
qual_cat	Filter - Highest qualification (category)
currqual_cat	Filter - Qualification currently studying (category)

Table 7 Child level Child Care Management System data (weekly), Mar qtr 2010 to Jun qtr 2018

Variable	Description
service_id	Service ID
customer_id	Customer ID
child_id	Child ID
partner_id	Partner ID
parentorg_id	Parent organisation (service) ID
org_id	Organisation (service) ID
servicetype	Service type
weekenddate	The date that represents the end of the child care week.
ageyears_child	Child age (in years) at 30 June of the year
name_svc	Name of the service
state_svc	Organisation (service) state
feeamt	Charge for weekly hours attended by the childcare service to the family pre CCB. Includes both standard and non-standard hour based fees
feeamt_std	Charge for weekly standard hours attended by the childcare service to the family pre CCB
feeamt_nstd	Charge for weekly non-standard hours attended by the childcare service to the family pre CCB
feeamt_plusextras	Charge for weekly hours attended by the childcare service to the family pre CCB + extras (eg nappies, etc)
ccbamt	Child Care Benefit expenditure paid as a fee relief to families with children using approved child care services
ccbhr	The number of CCB total hours a child uses care in a week.
ccbpc	Percentage of child care benefit paid to parents as calculated by the Family Assistance Office. The percentage is calculated by the Family Assistance Office in accordance with family assistance legislation and is used in calculating the family's CCB fee reduction.
ccbrate	Category of child care benefit paid to parents.
sccbtype	Special Child Care Benefit type
ccbtype	Type of child care benefit received by family.
CCRest	Estimated Child Care Rebate value per child per week
ccr_inel	CCR ineligibility indicator
jetamt	JETCCFA (Jobs, Education and Training Child Care Fee Assistance) amount
jethr	Number of hours that JETCCFA applies

Table 8 Service level Child Care Management System data, 2010-2018

Variable	Description
service_id	Service ID
servicetype	Service type in the CCMS system (CCB system)
name_svc	Name of the service
parentorg_id	Parent organisation (service) ID
org_name	The name of the organisation that the service belongs to.
org_id	Organisation (service) ID
For_profit	Flag identifying if the organisation is for profit
address_svc	Organisation (service) address
pcode_svc	Organisation (service) post code
state_svc	Organisation (service) state
suburb_svc	Organisation (service) suburb
lat_svc	Latitude of the physical address of the service Note: for Family day care and In home care this is the location of the head office
long_svc	Longitude of the physical address of the service Note: for Family day care and In home care this is the location of the head office

Table 9 National Workforce Census 2013 Services data

Variable	Variable Label
ScheduleID	ScheduleID - Service identifier (for all services, except preschools)
PreSchID	Workforce Census Preschool ID - Service identifier (for preschools only)
ServiceType	Service Type
ROGS_Flag	FILTER - ROGS record
QnaireType	Questionnaire Type
NumWorkers	Number of workers (total responding workers from ScheduleID)
SurveyPart	Data source
SurveyHC	Hardcopy Questionnaire Type - Part 1
State	State
Remote_Area_Code	Remote Area Code
Remote_Area_Name	Remote Area Name
LATITUDE	Latitude
LONGITUDE	Longitude
LGA2013_Code	LGA code
LGA2013_Name	LGA name
Electorate2013	Electorate
SvcFDC	Is service a Family Day Care service - A1/-
n_lic_pl	Number of places is this service licensed to provide at any one time - A2/-
TotCar_0_24m	FILTER - Total offered care to children aged 0 to 24 months - A3/-
TotCar_25_35m	FILTER - Total offered care to children aged 25 to 35 months - A3/-
TotCar_3_5y	FILTER - Total offered care to children aged 3 to 5 years - A3/-
TotCar_6yplus	FILTER - Total offered care to children aged 6 years or older - A3/-
MxCarNonV_0_24m	Maximum number of children to whom care is offered DOES NOT VARY by day of week - 0 to 24 months - A3/-
MxCarNonV_25_35m	Maximum number of children to whom care is offered DOES NOT VARY by day of week - 25 to 35 months - A3/-
MxCarNonV_3_5y	Maximum number of children to whom care is offered DOES NOT VARY by day of week - 3 to 5 years - A3/-
MxCarNonV_6yplus	Maximum number of children to whom care is offered DOES NOT VARY by day of week - 6 years or older - A3/-
MxCarMon_0_24m	Maximum number of children to whom care is offered VARIES by day of week - Monday - 0 to 24 months - A3/-
MxCarMon_25_35m	Maximum number of children to whom care is offered VARIES by day of week - Monday - 25 to 35 months - A3/-
MxCarMon_3_5y	Maximum number of children to whom care is offered VARIES by day of week - Monday - 3 to 5 years - A3/-
MxCarMon_6yplus	Maximum number of children to whom care is offered VARIES by day of week - Monday - 6 years or older - A3/-
MxCarTue_0_24m	Maximum number of children to whom care is offered VARIES by day of week - Tuesday - 0 to 24 months - A3/-
MxCarTue_25_35m	Maximum number of children to whom care is offered VARIES by day of week - Tuesday - 25 to 35 months - A3/-
MxCarTue_3_5y	Maximum number of children to whom care is offered VARIES by day of week - Tuesday - 3 to 5 years - A3/-
MxCarTue_6yplus	Maximum number of children to whom care is offered VARIES by day of week - Tuesday - 6 years or older - A3/-
MxCarWed_0_24m	Maximum number of children to whom care is offered VARIES by day of week - Wednesday - 0 to 24 months - A3/-
MxCarWed_25_35m	Maximum number of children to whom care is offered VARIES by day of week - Wednesday - 25 to 35 months - A3/-

MxCarWed_3_5y	Maximum number of children to whom care is offered VARIES by day of week - Wednesday - 3 to 5 years - A3/-
MxCarWed_6yplus	Maximum number of children to whom care is offered VARIES by day of week - Wednesday - 6 years or older - A3/-
MxCarThu_0_24m	Maximum number of children to whom care is offered VARIES by day of week - Thursday - 0 to 24 months - A3/-
MxCarThu_25_35m	Maximum number of children to whom care is offered VARIES by day of week - Thursday - 25 to 35 months - A3/-
MxCarThu_3_5y	Maximum number of children to whom care is offered VARIES by day of week - Thursday - 3 to 5 years - A3/-
MxCarThu_6yplus	Maximum number of children to whom care is offered VARIES by day of week - Thursday - 6 years or older - A3/-
MxCarFri_0_24m	Maximum number of children to whom care is offered VARIES by day of week - Friday - 0 to 24 months - A3/-
MxCarFri_25_35m	Maximum number of children to whom care is offered VARIES by day of week - Friday - 25 to 35 months - A3/-
MxCarFri_3_5y	Maximum number of children to whom care is offered VARIES by day of week - Friday - 3 to 5 years - A3/-
MxCarFri_6yplus	Maximum number of children to whom care is offered VARIES by day of week - Friday - 6 years or older - A3/-
MxCarSat_0_24m	Maximum number of children to whom care is offered VARIES by day of week - Saturday - 0 to 24 months - A3/-
MxCarSat_25_35m	Maximum number of children to whom care is offered VARIES by day of week - Saturday - 25 to 35 months - A3/-
MxCarSat_3_5y	Maximum number of children to whom care is offered VARIES by day of week - Saturday - 3 to 5 years - A3/-
MxCarSat_6yplus	Maximum number of children to whom care is offered VARIES by day of week - Saturday - 6 years or older - A3/-
MxCarSun_0_24m	Maximum number of children to whom care is offered VARIES by day of week - Sunday - 0 to 24 months - A3/-
MxCarSun_25_35m	Maximum number of children to whom care is offered VARIES by day of week - Sunday - 25 to 35 months - A3/-
MxCarSun_3_5y	Maximum number of children to whom care is offered VARIES by day of week - Sunday - 3 to 5 years - A3/-
MxCarSun_6yplus	Maximum number of children to whom care is offered VARIES by day of week - Sunday - 6 years or older - A3/-
MonAOpen	Earliest time of day child care available - Monday - Opening time A - A4/-
MonAClose	Latest time of day child care available - Monday - Closing time A - A4/-
MonBOpen	Earliest time of day child care available - Monday - Opening time B - A4/-
MonBClose	Latest time of day child care available - Monday - Closing time B - A4/-
TueAOpen	Earliest time of day child care available - Tuesday - Opening time A - A4/-
TueAClose	Latest time of day child care available - Tuesday - Closing time A - A4/-
TueBOpen	Earliest time of day child care available - Tuesday - Opening time B - A4/-
TueBClose	Latest time of day child care available - Tuesday - Closing time B - A4/-
WedAOpen	Earliest time of day child care available - Wednesday - Opening time A - A4/-
WedAClose	Latest time of day child care available - Wednesday - Closing time A - A4/-
WedBOpen	Earliest time of day child care available - Wednesday - Opening time B - A4/-
WedBClose	Latest time of day child care available - Wednesday - Closing time B - A4/-
ThuAOpen	Earliest time of day child care available - Thursday - Opening time A - A4/-
ThuAClose	Latest time of day child care available - Thursday - Closing time A - A4/-
ThuBOpen	Earliest time of day child care available - Thursday - Opening time B - A4/-
ThuBClose	Latest time of day child care available - Thursday - Closing time B - A4/-
FriAOpen	Earliest time of day child care available - Friday - Opening time A - A4/-
FriAClose	Latest time of day child care available - Friday - Closing time A - A4/-

FriBOpen	Earliest time of day child care available - Friday - Opening time B - A4/-
FriBClose	Latest time of day child care available - Friday - Closing time B - A4/-
SatAOpen	Earliest time of day child care available - Saturday - Opening time A - A4/-
SatAClose	Latest time of day child care available - Saturday - Closing time A - A4/-
SatBOpen	Earliest time of day child care available - Saturday - Opening time B - A4/-
SatBClose	Latest time of day child care available - Saturday - Closing time B - A4/-
SunAOpen	Earliest time of day child care available - Sunday - Opening time A - A4/-
SunAClose	Latest time of day child care available - Sunday - Closing time A - A4/-
SunBOpen	Earliest time of day child care available - Sunday - Opening time B - A4/-
SunBClose	Latest time of day child care available - Sunday - Closing time B - A4/-
Non_std	Non-standard hours
Non_std_10_2013	Non-standard hours of care
Non_std_12_2013	Non-standard hours of care - Experimental
HasExemption	Approval, exemption, or other formal permission for workers without required qualifications - A5/A3
NumExemption	Number of positions had approval, exemption, or other formal permission - A5_2/A3_2
A5A	A5a - Any positions with exemption require EC teaching qualification
A6	A6 - Number of contact staff left the service P12M
NumAttend_0y	Number of children attending during reference week - 0 to less than 1 year - B1/-
NumAttend_1y	Number of children attending during reference week - 1 to less than 2 years - B1/-
NumAttend_2y	Number of children attending during reference week - 2 to less than 3 years - B1/-
NumAttend_3y	Number of children attending during reference week - 3 to less than 4 years - B1/-
NumAttend_4y	Number of children attending during reference week - 4 to less than 5 years - B1/-
NumAttend_5y	Number of children attending during reference week - 5 to less than 6 years - B1/-
NumAttend_6y	Number of children attending during reference week - 6 to less than 7 years - B1/-
NumAttend_7y	Number of children attending during reference week - 7 to less than 8 years - B1/-
NumAttend_8y	Number of children attending during reference week - 8 to less than 9 years - B1/-
NumAttend_9y	Number of children attending during reference week - 9 to less than 10 years - B1/-
NumAttend_10y	Number of children attending during reference week - 10 to less than 11 years - B1/-
NumAttend_11y	Number of children attending during reference week - 11 to less than 12 years - B1/-
NumAttend_12yplus	Number of children attending during reference week - 12 years or over - B1/-
NumAttendTotal	Number of children attending during reference week - total - B1/-
NumATSI_0y	Number of children of Aboriginal or Torres Strait Islander origin - 0 to less than 1 year - B2/-
NumATSI_1y	Number of children of Aboriginal or Torres Strait Islander origin - 1 to less than 2 years - B2/-
NumATSI_2y	Number of children of Aboriginal or Torres Strait Islander origin - 2 to less than 3 years - B2/-
NumATSI_3y	Number of children of Aboriginal or Torres Strait Islander origin - 3 to less than 4 years - B2/-
NumATSI_4y	Number of children of Aboriginal or Torres Strait Islander origin - 4 to less than 5 years - B2/-
NumATSI_5y	Number of children of Aboriginal or Torres Strait Islander origin - 5 to less than 6 years - B2/-
NumATSI_6y	Number of children of Aboriginal or Torres Strait Islander origin - 6 to less than 7 years - B2/-
NumATSI_7y	Number of children of Aboriginal or Torres Strait Islander origin - 7 to less than 8 years - B2/-
NumATSI_8y	Number of children of Aboriginal or Torres Strait Islander origin - 8 to less than 9 years - B2/-

NumATSI_9y	Number of children of Aboriginal or Torres Strait Islander origin - 9 to less than 10 years - B2/-
NumATSI_10y	Number of children of Aboriginal or Torres Strait Islander origin - 10 to less than 11 years - B2/-
NumATSI_11y	Number of children of Aboriginal or Torres Strait Islander origin - 11 to less than 12 years - B2/-
NumATSI_12yplus	Number of children of Aboriginal or Torres Strait Islander origin - 12 years or over - B2/-
NumATSI Total	Number of children of Aboriginal or Torres Strait Islander origin - total - B2/-
NumLOTE_0y	Number of children where language other than english spoken at home - 0 to less than 1 year - B3/-
NumLOTE_1y	Number of children where language other than english spoken at home - 1 to less than 2 years - B3/-
NumLOTE_2y	Number of children where language other than english spoken at home - 2 to less than 3 years - B3/-
NumLOTE_3y	Number of children where language other than english spoken at home - 3 to less than 4 years - B3/-
NumLOTE_4y	Number of children where language other than english spoken at home - 4 to less than 5 years - B3/-
NumLOTE_5y	Number of children where language other than english spoken at home - 5 to less than 6 years - B3/-
NumLOTE_6y	Number of children where language other than english spoken at home - 6 to less than 7 years - B3/-
NumLOTE_7y	Number of children where language other than english spoken at home - 7 to less than 8 years - B3/-
NumLOTE_8y	Number of children where language other than english spoken at home - 8 to less than 9 years - B3/-
NumLOTE_9y	Number of children where language other than english spoken at home - 9 to less than 10 years - B3/-
NumLOTE_10y	Number of children where language other than english spoken at home - 10 to less than 11 years - B3/-
NumLOTE_11y	Number of children where language other than english spoken at home - 11 to less than 12 years - B3/-
NumLOTE_12yplus	Number of children where language other than english spoken at home - 12 years or over - B3/-
NumLOTE Total	Number of children where language other than english spoken at home - total - B3/-
NumSpclAK_0y	Number of children who need additional assistance - Learning and applying knowledge - 0 to less than 1 year - B4/-
NumSpclAK_1y	Number of children who need additional assistance - Learning and applying knowledge - 1 to less than 2 years - B4/-
NumSpclAK_2y	Number of children who need additional assistance - Learning and applying knowledge - 2 to less than 3 years - B4/-
NumSpclAK_3y	Number of children who need additional assistance - Learning and applying knowledge - 3 to less than 4 years - B4/-
NumSpclAK_4y	Number of children who need additional assistance - Learning and applying knowledge - 4 to less than 5 years - B4/-
NumSpclAK_5y	Number of children who need additional assistance - Learning and applying knowledge - 5 to less than 6 years - B4/-
NumSpclAK_6y	Number of children who need additional assistance - Learning and applying knowledge - 6 to less than 7 years - B4/-
NumSpclAK_7y	Number of children who need additional assistance - Learning and applying knowledge - 7 to less than 8 years - B4/-
NumSpclAK_8y	Number of children who need additional assistance - Learning and applying knowledge - 8 to less than 9 years - B4/-
NumSpclAK_9y	Number of children who need additional assistance - Learning and applying knowledge - 9 to less than 10 years - B4/-

NumSpcLAK_10y	Number of children who need additional assistance - Learning and applying knowledge - 10 to less than 11 years - B4/-
NumSpcLAK_11y	Number of children who need additional assistance - Learning and applying knowledge - 11 to less than 12 years - B4/-
NumSpcLAK_12yplus	Number of children who need additional assistance - Learning and applying knowledge - 12 years or over - B4/-
NumSpcLAK_total	Number of children who need additional assistance - Learning and applying knowledge -total- B4/-
NumSpcCom_0y	Number of children who need additional assistance - Communication - 0 to less than 1 year - B4/-
NumSpcCom_1y	Number of children who need additional assistance - Communication - 1 to less than 2 years - B4/-
NumSpcCom_2y	Number of children who need additional assistance - Communication - 2 to less than 3 years - B4/-
NumSpcCom_3y	Number of children who need additional assistance - Communication - 3 to less than 4 years - B4/-
NumSpcCom_4y	Number of children who need additional assistance - Communication - 4 to less than 5 years - B4/-
NumSpcCom_5y	Number of children who need additional assistance - Communication - 5 to less than 6 years - B4/-
NumSpcCom_6y	Number of children who need additional assistance - Communication - 6 to less than 7 years - B4/-
NumSpcCom_7y	Number of children who need additional assistance - Communication - 7 to less than 8 years - B4/-
NumSpcCom_8y	Number of children who need additional assistance - Communication - 8 to less than 9 years - B4/-
NumSpcCom_9y	Number of children who need additional assistance - Communication - 9 to less than 10 years - B4/-
NumSpcCom_10y	Number of children who need additional assistance - Communication - 10 to less than 11 years - B4/-
NumSpcCom_11y	Number of children who need additional assistance - Communication - 11 to less than 12 years - B4/-
NumSpcCom_12yplus	Number of children who need additional assistance - Communication - 12 years or over - B4/-
NumSpcCom_total	Number of children who need additional assistance - Communication - total - B4/-
NumSpcMob_0y	Number of children who need additional assistance - Mobility - 0 to less than 1 year - B4/-
NumSpcMob_1y	Number of children who need additional assistance - Mobility - 1 to less than 2 years - B4/-
NumSpcMob_2y	Number of children who need additional assistance - Mobility - 2 to less than 3 years - B4/-
NumSpcMob_3y	Number of children who need additional assistance - Mobility - 3 to less than 4 years - B4/-
NumSpcMob_4y	Number of children who need additional assistance - Mobility - 4 to less than 5 years - B4/-
NumSpcMob_5y	Number of children who need additional assistance - Mobility - 5 to less than 6 years - B4/-
NumSpcMob_6y	Number of children who need additional assistance - Mobility - 6 to less than 7 years - B4/-
NumSpcMob_7y	Number of children who need additional assistance - Mobility - 7 to less than 8 years - B4/-
NumSpcMob_8y	Number of children who need additional assistance - Mobility - 8 to less than 9 years - B4/-
NumSpcMob_9y	Number of children who need additional assistance - Mobility - 9 to less than 10 years - B4/-
NumSpcMob_10y	Number of children who need additional assistance - Mobility - 10 to less than 11 years - B4/-

NumSpcMob_11y	Number of children who need additional assistance - Mobility - 11 to less than 12 years - B4/-
NumSpcMob_12yplu s	Number of children who need additional assistance - Mobility - 12 years or over - B4/-
NumSpcMob_total	Number of children who need additional assistance - Mobility - total - B4/-
NumSpcSC_0y	Number of children who need additional assistance - Self care - 0 to less than 1 year - B4/-
NumSpcSC_1y	Number of children who need additional assistance - Self care - 1 to less than 2 years - B4/-
NumSpcSC_2y	Number of children who need additional assistance - Self care - 2 to less than 3 years - B4/-
NumSpcSC_3y	Number of children who need additional assistance - Self care - 3 to less than 4 years - B4/-
NumSpcSC_4y	Number of children who need additional assistance - Self care - 4 to less than 5 years - B4/-
NumSpcSC_5y	Number of children who need additional assistance - Self care - 5 to less than 6 years - B4/-
NumSpcSC_6y	Number of children who need additional assistance - Self care - 6 to less than 7 years - B4/-
NumSpcSC_7y	Number of children who need additional assistance - Self care - 7 to less than 8 years - B4/-
NumSpcSC_8y	Number of children who need additional assistance - Self care - 8 to less than 9 years - B4/-
NumSpcSC_9y	Number of children who need additional assistance - Self care - 9 to less than 10 years - B4/-
NumSpcSC_10y	Number of children who need additional assistance - Self care - 10 to less than 11 years - B4/-
NumSpcSC_11y	Number of children who need additional assistance - Self care - 11 to less than 12 years - B4/-
NumSpcSC_12yplus	Number of children who need additional assistance - Self care - 12 years or over - B4/-
NumSpcSC_total	Number of children who need additional assistance - Self care - total - B4/-
NumSpcPIR_0y	Number of children who need additional assistance - Inter-personal interactions and relationships - 0 to less than 1 year - B4/-
NumSpcPIR_1y	Number of children who need additional assistance - Inter-personal interactions and relationships - 1 to less than 2 years - B4/-
NumSpcPIR_2y	Number of children who need additional assistance - Inter-personal interactions and relationships - 2 to less than 3 years - B4/-
NumSpcPIR_3y	Number of children who need additional assistance - Inter-personal interactions and relationships - 3 to less than 4 years - B4/-
NumSpcPIR_4y	Number of children who need additional assistance - Inter-personal interactions and relationships - 4 to less than 5 years - B4/-
NumSpcPIR_5y	Number of children who need additional assistance - Inter-personal interactions and relationships - 5 to less than 6 years - B4/-
NumSpcPIR_6y	Number of children who need additional assistance - Inter-personal interactions and relationships - 6 to less than 7 years - B4/-
NumSpcPIR_7y	Number of children who need additional assistance - Inter-personal interactions and relationships - 7 to less than 8 years - B4/-
NumSpcPIR_8y	Number of children who need additional assistance - Inter-personal interactions and relationships - 8 to less than 9 years - B4/-
NumSpcPIR_9y	Number of children who need additional assistance - Inter-personal interactions and relationships - 9 to less than 10 years - B4/-
NumSpcPIR_10y	Number of children who need additional assistance - Inter-personal interactions and relationships - 10 to less than 11 years - B4/-
NumSpcPIR_11y	Number of children who need additional assistance - Inter-personal interactions and relationships - 11 to less than 12 years - B4/-

NumSpcPIR_12yplus	Number of children who need additional assistance - Inter-personal interactions and relationships - 12 years or over - B4/-
NumSpcPIR_total	Number of children who need additional assistance - Inter-personal interactions and relationships - total - B4/-
NumSpcOth_0y	Number of children who need additional assistance - Other areas - 0 to less than 1 year - B4/-
NumSpcOth_1y	Number of children who need additional assistance - Other areas - 1 to less than 2 years - B4/-
NumSpcOth_2y	Number of children who need additional assistance - Other areas - 2 to less than 3 years - B4/-
NumSpcOth_3y	Number of children who need additional assistance - Other areas - 3 to less than 4 years - B4/-
NumSpcOth_4y	Number of children who need additional assistance - Other areas - 4 to less than 5 years - B4/-
NumSpcOth_5y	Number of children who need additional assistance - Other areas - 5 to less than 6 years - B4/-
NumSpcOth_6y	Number of children who need additional assistance - Other areas - 6 to less than 7 years - B4/-
NumSpcOth_7y	Number of children who need additional assistance - Other areas - 7 to less than 8 years - B4/-
NumSpcOth_8y	Number of children who need additional assistance - Other areas - 8 to less than 9 years - B4/-
NumSpcOth_9y	Number of children who need additional assistance - Other areas - 9 to less than 10 years - B4/-
NumSpcOth_10y	Number of children who need additional assistance - Other areas - 10 to less than 11 years - B4/-
NumSpcOth_11y	Number of children who need additional assistance - Other areas - 11 to less than 12 years - B4/-
NumSpcOth_12yplus	Number of children who need additional assistance - Other areas - 12 years or over - B4/-
NumSpcOth_total	Number of children who need additional assistance - Other areas - total - B4/-
TotSpcNeed_0	Number of children who need additional assistance - Total children needing assistance - 0 to less than 1 year - B4/-
TotSpcNeed_1	Number of children who need additional assistance - Total children needing assistance - 1 to less than 2 years - B4/-
TotSpcNeed_2	Number of children who need additional assistance - Total children needing assistance - 2 to less than 3 years - B4/-
TotSpcNeed_3	Number of children who need additional assistance - Total children needing assistance - 3 to less than 4 years - B4/-
TotSpcNeed_4	Number of children who need additional assistance - Total children needing assistance - 4 to less than 5 years - B4/-
TotSpcNeed_5	Number of children who need additional assistance - Total children needing assistance - 5 to less than 6 years - B4/-
TotSpcNeed_6	Number of children who need additional assistance - Total children needing assistance - 6 to less than 7 years - B4/-
TotSpcNeed_7	Number of children who need additional assistance - Total children needing assistance - 7 to less than 8 years - B4/-
TotSpcNeed_8	Number of children who need additional assistance - Total children needing assistance - 8 to less than 9 years - B4/-
TotSpcNeed_9	Number of children who need additional assistance - Total children needing assistance - 9 to less than 10 years - B4/-
TotSpcNeed_10	Number of children who need additional assistance - Total children needing assistance - 10 to less than 11 years - B4/-
TotSpcNeed_11	Number of children who need additional assistance - Total children needing assistance - 11 to less than 12 years - B4/-
TotSpcNeed_12plus	Number of children who need additional assistance - Total children needing assistance - 12 years or over - B4/-

TOTSpNeed_total	Number of children who need additional assistance - Total children needing assistance - total - B4/-
Num_DiffSrv	Number of children taken to a program delivered by a different service - C1/-
PreSch_Deliver	Any workers in service deliver or assist in delivering an in-house program - C2/A2
Curric_NEYLF	Program delivered to curriculum or framework - Yes (Early Years Learning Framework) - C3/A1
Curric_StatT	Program delivered to curriculum or framework - Yes (State / Territory curriculum or framework) - C3/A1
Curric_Other	Program delivered to curriculum or framework - Yes (Other) - C3/A1
Curric_None	Program delivered to curriculum or framework - No - C3/A1
Curric_DK	Program delivered to curriculum or framework - Don't Know - C3/A1
Curric_999	Program delivered to curriculum or framework - Not answered - C3/A1
C4	C4 - In-house program delivered by teacher with university quals in relevant field?
C5A_1	C5a - Number of children enrolled in in-house program - 3 to less than 4 years - C5/A4
C5A_2	C5a - Number of children enrolled in in-house program - 4 to less than 5 years - C5/A4
C5A_3	C5a - Number of children enrolled in in-house program - 5 to less than 6 years - C5/A4
C5A_4	C5a - Number of children enrolled in in-house program - 6 to less than 7 years - C5/A4
c5a_total	C5a - Number of children enrolled in in-house program - total - C5/A4
C5B_1	C5b - Number of children attended program during reference week - 3 to less than 4 years - C5/A4
C5B_2	C5b - Number of children attended program during reference week - 4 to less than 5 years - C5/A4
C5B_3	C5b - Number of children attended program during reference week - 5 to less than 6 years - C5/A4
C5B_4	C5b - Number of children attended program during reference week - 6 to less than 7 years - C5/A4
c5b_total	C5b - Number of children attended program during reference week - total - C5/A4
C5C_1	C5c - Number of enrolled children anticipated will go to school following year - 3 to less than 4 years - C5/A4
C5C_2	C5c - Number of enrolled children anticipated will go to school following year - 4 to less than 5 years - C5/A4
C5C_3	C5c - Number of enrolled children anticipated will go to school following year - 5 to less than 6 years - C5/A4
C5C_4	C5c - Number of enrolled children anticipated will go to school following year - 6 to less than 7 years - C5/A4
c5c_total	C5c - Number of enrolled children anticipated will go to school following year - total - C5/A4
C5D_1	C5d - Number of enrolled children require additional assistance - 3 to less than 4 years - C5/A4
C5D_2	C5d - Number of enrolled children require additional assistance - 4 to less than 5 years - C5/A4
C5D_3	C5d - Number of enrolled children require additional assistance - 5 to less than 6 years - C5/A4
C5D_4	C5d - Number of enrolled children require additional assistance - 6 to less than 7 years - C5/A4
c5d_total	C5d - Number of enrolled children require additional assistance - total - C5/A4
Time_hours	Hours spent completing the questionnaire - E1/C1
Time_mins	Minutes spent completing the questionnaire - E1/C1
complete_status	Completion Status
online_partial	Online Partial Complete
C5ab_3to4	Data quality issues - Services with greater attendance than enrolments (C5b>C5a) - 3 to less than 4 years
C5ab_4to5	Data quality issues - Services with greater attendance than enrolments (C5b>C5a) - 4 to less than 5 years

C5ab_5to6	Data quality issues - Services with greater attendance than enrolments (C5b>C5a) - 5 to less than 6 years
C5ab_6more	Data quality issues - Services with greater attendance than enrolments (C5b>C5a) - 6 years and over
C5ac_3to4	Data quality issues - Services with greater number of children anticipated to start school the following year than enrolments (C5c>C5a) - 3 to less than 4 years
C5ac_4to5	Data quality issues - Services with greater number of children anticipated to start school the following year than enrolments (C5c>C5a) - 4 to less than 5 years
C5ac_5to6	Data quality issues - Services with greater number of children anticipated to start school the following year than enrolments (C5c>C5a) - 5 to less than 6 years
C5ac_6over	Data quality issues - Services with greater number of children anticipated to start school the following year than enrolments (C5c>C5a) - 6 years and over
C5ad_4to5	Data quality issues - Services with greater number of children requiring additional assistance than enrolled (C5d>C5a) - 4 to less than 5 years
C5ad_5to6	Data quality issues - Services with greater number of children requiring additional assistance than enrolled (C5d>C5a) - 5 to less than 6 years
C5ad_6over	Data quality issues - Services with greater number of children requiring additional assistance than enrolled (C5d>C5a) - 6 years and over
C5bB1a_3to4	Data quality issues - Number of children attending an inhouse preschool program is greater than the number of children that attended during the reference week - 3 less than 4
C5bB1a_4to5	Data quality issues - Number of children attending an inhouse preschool program is greater than the number of children that attended during the reference week - 4 less than 5
C5bB1a_5to6	Data quality issues - Number of children attending an inhouse preschool program is greater than the number of children that attended during the reference week - 5 less than 6
C1B1a	Data quality issues - Number of children taken to a preschool program delivered by a different service is greater than the number of children attending the service (C1>B1a)
zeroworker	Flag variable - Zero worker
kidsperworker	Kids to worker ratio
goodbad	Flag to identify good bad data
C5dataedit	Updated with follow up data on C5
B1adataedit	Updated with follow up data on B1a
B4dataedit	Updated with follow up data on B4
State_wts	State
remoteness	Remoteness
weight1s	Service level weighting variable 1 - State by Service Type
cell_wts1	Service level weighting 1 cell
weight2s	Service level weighting variable 2 - State by Service Type by Remoteness
cell_wts2	Service level weighting 2 cell
excludeworkerfile	Excluded workers from these services in the workers file
lateflag	Late returns accepted

Table 10 National Workforce Census 2013 Workers data

Variable	Variable Label
WID	Worker ID
ScheduleID	ScheduleID
PreSchID	Workforce Census Preschool ID
ServiceType	Service Type
ROGS_Flag	FILTER - ROGS record
QnaireType	Questionnaire Type
NumWorkers	Number of workers (total responding workers from ScheduleID)
WorkerSeq	Worker number (worker sequence number within Workers)
SurveyPart	Data source
SurveyHC	Hardcopy Questionnaire Type - Part 1
State	State
Remote_Area_Code	Remote Area Code
Remote_Area_Name	Remote Area Name
LATITUDE	Latitude
LONGITUDE	Longitude
LGA2013_Code	LGA code
LGA2013_Name	LGA name
Electorate2013	Electorate
Num_DiffSrcv	Number of children taken to a program delivered by a different service - C1/-
PreSch_Deliver	Any workers in service deliver or assist in delivering an in-house program - C2/A2
Curric_NEYLF	Program delivered to curriculum or framework - Yes (Early Years Learning Framework) - C3/A1
Curric_StatT	Program delivered to curriculum or framework - Yes (State / Territory curriculum or framework) - C3/A1
Curric_Other	Program delivered to curriculum or framework - Yes (Other) - C3/A1
Curric_None	Program delivered to curriculum or framework - No - C3/A1
Curric_DK	Program delivered to curriculum or framework - Don't Know - C3/A1
Curric_999	Program delivered to curriculum or framework - Not answered - C3/A1
C4	C4 - In-house program delivered by teacher with university quals in relevant field?
C5A_1	C5a - Number of children enrolled in in-house program - 3 to less than 4 years - C5/A4
C5A_2	C5a - Number of children enrolled in in-house program - 4 to less than 5 years - C5/A4
C5A_3	C5a - Number of children enrolled in in-house program - 5 to less than 6 years - C5/A4
C5A_4	C5a - Number of children enrolled in in-house program - 6 to less than 7 years - C5/A4
c5a_total	C5a - Number of children enrolled in in-house program - total - C5/A4
C5B_1	C5b - Number of children attended program during reference week - 3 to less than 4 years - C5/A4
C5B_2	C5b - Number of children attended program during reference week - 4 to less than 5 years - C5/A4
C5B_3	C5b - Number of children attended program during reference week - 5 to less than 6 years - C5/A4
C5B_4	C5b - Number of children attended program during reference week - 6 to less than 7 years - C5/A4
c5b_total	C5b - Number of children attended program during reference week - total - C5/A4
C5C_1	C5c - Number of enrolled children anticipated will go to school following year - 3 to less than 4 years - C5/A4
C5C_2	C5c - Number of enrolled children anticipated will go to school following year - 4 to less than 5 years - C5/A4

C5C_3	C5c - Number of enrolled children anticipated will go to school following year - 5 to less than 6 years - C5/A4
C5C_4	C5c - Number of enrolled children anticipated will go to school following year - 6 to less than 7 years - C5/A4
c5c_total	C5c - Number of enrolled children anticipated will go to school following year - total - C5/A4
C5D_1	C5d - Number of enrolled children require additional assistance - 3 to less than 4 years - C5/A4
C5D_2	C5d - Number of enrolled children require additional assistance - 4 to less than 5 years - C5/A4
C5D_3	C5d - Number of enrolled children require additional assistance - 5 to less than 6 years - C5/A4
C5D_4	C5d - Number of enrolled children require additional assistance - 6 to less than 7 years - C5/A4
c5d_total	C5d - Number of enrolled children require additional assistance - total - C5/A4
StaffAge	Age - D2a/B2a
age_grp	Age - D2a/B2a - Categories
Sex	Worker Sex (Male=1,Female=2) - D2b/B2b
emp_paid	Work paid or unpaid - D3/B3
emp_paid_new	Work paid or unpaid - D3/B3
emp_type	Main type of work - D4/B4
emp_type_new	Main type of work - D4/B4
emp_role	Main role - D5/B5
emp_role_new	Main role - D5/B5
PreSchFltr	Preschool filter: If 'Unpaid', 'Other work' or 'Non contact worker' go to next staff member - D6/-
inhouse_prog_confirm	Confirmation that service provided in-house program - D6/-
PreSch_tm_mon	Hours spent in face to face delivery of in-house program - Monday (base: all childcare; all preschool except D3=2 (unpaid), D4=4 (other work), D5=5 (non-contact worker)) - D7/B7
PreSch_tm_tue	Hours spent in face to face delivery of in-house program - Tuesday (base: all childcare; all preschool except D3=2 (unpaid), D4=4 (other work), D5=5 (non-contact worker)) - D7/B7
PreSch_tm_wed	Hours spent in face to face delivery of in-house program - Wednesday (base: all childcare; all preschool except D3=2 (unpaid), D4=4 (other work), D5=5 (non-contact worker)) - D7/B7
PreSch_tm_thu	Hours spent in face to face delivery of in-house program - Thursday (base: all childcare; all preschool except D3=2 (unpaid), D4=4 (other work), D5=5 (non-contact worker)) - D7/B7
PreSch_tm_fri	Hours spent in face to face delivery of in-house program - Friday (base: all childcare; all preschool except D3=2 (unpaid), D4=4 (other work), D5=5 (non-contact worker)) - D7/B7
PreSch_tm_sat	Hours spent in face to face delivery of in-house program - Saturday (base: all childcare; all preschool except D3=2 (unpaid), D4=4 (other work), D5=5 (non-contact worker)) - D7/B7
PreSch_tm_sun	Hours spent in face to face delivery of in-house program - Sunday (base: all childcare; all preschool except D3=2 (unpaid), D4=4 (other work), D5=5 (non-contact worker)) - D7/B7
emp_stat	Employment status (base: all childcare) - D8/-
emp_term	Employment arrangements/terms (base: all childcare) - D9/-
emp_term_cat	Employment arrangements/terms (base: all childcare) - D9/-
work_tm	Actual hours worked (base: all childcare; all preschool except D3=2 (unpaid), D4=4 (other work), D5=5 (non-contact worker)) - D10/B6
work_tm_hrs	FILTER - Total worked greater than 0 hours
yrs_exp	Years of experience in early childhood and care sector (base: all childcare) - D11/-

yrs_emp	Years of experience with this service (base: all childcare) - D12/-
yrs_con	Years as a contact worker with this service (base: all childcare) - D13/-
high_qual	Field of highest completed qualification (base: all childcare; all preschool except B3=2 (unpaid), B4=4 (unpaid), B5=5 (non-contact worker)) - D14/B8
HIGH_QUAL_NEW	Field of highest completed qualification (base: all childcare; all preschool except B3=2 (unpaid), B4=4 (unpaid), B5=5 (non-contact worker)) - D14/B8
highattain	Highest level of relevant qualification (base: all childcare; all preschool except D3=2 (unpaid), D4=4 (unpaid) D5=5 (non-contact worker)) - D15/B9
highattain_strd_cat	Highest level of relevant qualification (base: all childcare; all preschool except D3=2 (unpaid), D4=4 (unpaid) D5=5 (non-contact worker)) - D15/B9
HIGHATTAIN_NEW	Highest level of relevant qualification (base: all childcare; all preschool except D3=2 (unpaid), D4=4 (unpaid) D5=5 (non-contact worker)) - D15/B9
HIGHATTAIN_STRD_CAT_NEW	Highest level of relevant qualification (base: all childcare; all preschool except D3=2 (unpaid), D4=4 (unpaid) D5=5 (non-contact worker)) - D15/B9
studying	Currently enrolled in studying for qualification (base: all childcare) - D16/-
Train_MgmtFin	Areas undertaken professional development training in previous 12 months - Management or financial training (base: all childcare) - D17_1/-
Train_Needs	Areas undertaken professional development training in previous 12 months - Training for additional needs (base: all childcare) - D17_2/-
Train_OtherCC	Areas undertaken professional development training in previous 12 months - Other child care related training (base: all childcare) - D17_3/-
Train_OtherRlvnt	Areas undertaken professional development training in previous 12 months - Other relevant training courses (base: all childcare) - D17_4/-
Train_NoTrain	Areas undertaken professional development training in previous 12 months - No training courses undertaken (base: all childcare) - D17_5/-
Train_999	Areas undertaken professional development training in previous 12 months - Not answered (base: all childcare) - D17_999/-
complete_status	Completion Status
online_partial	Online Partial Complete
C5ab_3to4	Data quality issues - Services with greater attendance than enrolments (C5b>C5a) - 3 to less than 4 years
C5ab_4to5	Data quality issues - Services with greater attendance than enrolments (C5b>C5a) - 4 to less than 5 years
C5ab_5to6	Data quality issues - Services with greater attendance than enrolments (C5b>C5a) - 5 to less than 6 years
C5ab_6more	Data quality issues - Services with greater attendance than enrolments (C5b>C5a) - 6 years and over
C5ac_3to4	Data quality issues - Services with greater number of children anticipated to start school the following year than enrolments (C5c>C5a) - 3 to less than 4 years
C5ac_4to5	Data quality issues - Services with greater number of children anticipated to start school the following year than enrolments (C5c>C5a) - 4 to less than 5 years
C5ac_5to6	Data quality issues - Services with greater number of children anticipated to start school the following year than enrolments (C5c>C5a) - 5 to less than 6 years
C5ac_6over	Data quality issues - Services with greater number of children anticipated to start school the following year than enrolments (C5c>C5a) - 6 years and over
C5ad_4to5	Data quality issues - Services with greater number of children requiring additional assistance than enrolled (C5d>C5a) - 4 to less than 5 years
C5ad_5to6	Data quality issues - Services with greater number of children requiring additional assistance than enrolled (C5d>C5a) - 5 to less than 6 years
C5ad_6over	Data quality issues - Services with greater number of children requiring additional assistance than enrolled (C5d>C5a) - 6 years and over
C5bB1a_3to4	Data quality issues - Number of children attending an inhouse preschool program is greater than the number of children that attended during the reference week - 3 less than 4

C5bB1a_4to5	Data quality issues - Number of children attending an inhouse preschool program is greater than the number of children that attended during the reference week - 4 less than 5
C5bB1a_5to6	Data quality issues - Number of children attending an inhouse preschool program is greater than the number of children that attended during the reference week - 5 less than 6
C1B1a	Data quality issues - Number of children taken to a preschool program delivered by a different service is greater than the number of children attending the service (C1>B1a)
State_wts	State
remoteness	Remoteness
weight1w	Rim weighting - State by Service Type + State by size + Type by size
weight2w	Rim weighting - State by Service Type by Remoteness + State by size + Type by size
lateflag	Late returns accepted