



Australian Government
Department of Education

Australian Government Schools Funding Report 2022

Report on financial assistance paid to the schools
sector and relevant decisions under section 127
of the *Australian Education Act 2013*



ISSN 2653-2573 (Online)
ISSN 2653-2565 (Print)



With the exception of the Commonwealth Coat of Arms, the Department's logo, any material protected by a trade mark and where otherwise noted all material presented in this document is provided under a [Creative Commons Attribution 4.0 International](https://creativecommons.org/licenses/by/4.0/) (<https://creativecommons.org/licenses/by/4.0/>) licence.

The details of the relevant licence conditions are available on the Creative Commons website (accessible using the links provided) as is the full legal code for the [CC BY 4.0 International](https://creativecommons.org/licenses/by/4.0/legalcode) (<https://creativecommons.org/licenses/by/4.0/legalcode>)

The document must be attributed as the Australian Government Schools Funding Report on financial assistance paid to the schools sector and relevant decisions under section 127 of the Australian Education Act 2013.

Contents

00.	Glossary	4
	List of tables and figures	5
	Executive summary	6
	Introduction	6
	Financial assistance reportable under section 127 of the Act	7
	Schools assurance and compliance activities	9
01.	Section 1: Framework for funding arrangements and financial assistance	10
	Funding of schools in Australia	11
	Australian Government funding arrangements	11
	Prescribed Circumstances funding	14
	Capital funding	14
	Funding for non-government representative bodies	15
	The Act and the Regulation	16
	Section 127 of the Act	18
02.	Section 2: Financial assistance paid for school education by the Australian Government under section 127 of the Act	20
	Financial assistance paid by the Commonwealth	21
03.	Section 3: Overview of schools funding assurance and compliance activities	24
	A risk-based approach to assurance and compliance	25
	Key assurance and compliance activities	25
04.	Appendix	28
	Appendix A: Financial assistance paid to Approved Authorities in 2022	28
	Appendix B: Non-government Approved Authorities and number of schools represented by sector, and state and territory	80
	Appendix C: How is Australian Government funding for schools distributed according to need?	83
	Appendix D: Methodology applied for reporting on financial assistance paid to the schools sector	87

Glossary

Term	Definition
Allocation	The public funding provided by governments to Approved System Authorities.
Approved Authorities	Legal entities approved under the Act that can receive Australian Government recurrent funding for one or more schools.
Approved system Authorities	Approved Authorities for more than one school that distribute Australian Government recurrent funding according to their own needs-based funding arrangement (as defined by subsection 78(6) of the Act).
Assurance	The process of providing confidence and comfort that policies, procedures, controls or activities are effective and relative to the risk profile and operating environment.
Australian Education Act 2013	The <i>Australian Education Act 2013</i> is the principal legislation governing the provision of Commonwealth funding to government and non-government schools as well as supporting the objectives of intergovernmental agreements on school education.
Australian Education Regulations 2023	The <i>Australian Education Regulations 2023</i> provide more detail to support the operation of the <i>Australian Education Act 2013</i> . They outline the conditions required to be met in order to receive funding under the <i>Australian Education Act 2013</i> .
Australian Government Department of Education (the department)	Commonwealth department that contributes to Australia's economic prosperity and social wellbeing by creating opportunities and driving better outcomes through access to quality education.
Block Grant Authorities	Block Grant Authorities are bodies corporate approved by the Minister to administer capital funding grants for non-government schools.
Compliance	An activity or action undertaken to provide proof/verification of an outcome.
Nationally Consistent Collection of Data on School Students with Disability (NCCD)	The NCCD is used to calculate the student with disability loading in recurrent funding for schools provided by the Australian Government. This loading is based on the level of adjustment being provided to the student. The NCCD collects data about school students with disability across Australia in a consistent, reliable and systematic way.
Non-Government Representative Bodies (NGRBs)	Bodies approved by the Minister under section 91 of the <i>Australian Education Act 2013</i> to represent non-government schools.
Non-Government Schools Census	An annual collection of information on students and staff from all non-government schools that have, as their major activity, the administration or provision of full-time primary, secondary and/or special education.
Post enumeration	An annual process to verify the accuracy of information provided by non-government schools in the Non-Government School Census that is used to calculate the school's Australian Government funding entitlement.
Public funding	Recurrent funding for school education provided by the Australian Government and state and territory governments.
Schooling Resource Standard (SRS)	An estimate of how much total public funding a school needs to meet its students' educational needs. It is calculated using a base amount for each primary and secondary student plus a loading amount of 6 additional loadings for schools with students with greater needs. The base amount and most of the loadings are worked out by reference to an amount per student called the SRS funding amount. The combined base and loading amount for a school is often referred to as the school's SRS.

List of tables and figures

Table 1: Financial assistance funding in 2022 (\$, exclusive of Goods and Services Tax (GST))	7
Figure 1: Financial assistance funding to Approved Authorities in 2022, by funding source, per cent of total	8
Figure 2: Financial assistance funding to Approved Authorities, 2014 to 2022 (\$ billions, exclusive of GST)	8
Figure 3: Financial assistance paid in 2022 (\$ billions, exclusive of GST)	21
Table 2: Financial assistance paid in 2022 (\$, exclusive of GST)	22
Table A1: Financial assistance to state and territory governments in 2022 (\$, exclusive of GST)	29
Table A2: Financial Assistance to non-government Approved Authorities in 2022 (\$, exclusive of GST)	30
Table A3: Financial Assistance to Block Grant Authorities in 2022 (\$, exclusive of GST)	78
Table A4: Financial Assistance to Non-Government Representative Bodies in 2022 (\$, exclusive of GST)	79
Table B1: Approved Authorities with 10 or more non-government schools	80
Table B2: Approved Authorities, number of non-government schools - by Sector	81
Table B3: Distribution of Approved Authorities by the number of non-government schools represented	81
Table B4: Number of non-government schools - by State and Sector	82

Executive summary

Introduction

The primary objective of this annual report is to meet the requirements under section 127 of the *Australian Education Act 2013* (the Act). It requires the Minister for Education to table a report in Parliament as soon as practicable after 30 June each year on:

- a. any financial assistance paid to an Approved Authority in the previous year under this Act.
- b. the application of any financial assistance paid to an Approved Authority in the previous year under this Act.
- c. any decisions made under any of the following provisions:
 - i. section 74 (relating to public interest test in considering whether to approve a person as an Approved Authority).
 - ii. subsection 76(2) (Approved Authorities for government schools not taken to satisfy basic requirements).
 - iii. paragraph 81(1)(c) (variation or revocation of approval of Approved Authority in public interest).
- d. any other matter prescribed by the regulations.

Australian Government recurrent funding for schools is based on the [Schooling Resource Standard \(SRS\)](#). This funding is passed onto Approved Authorities (AAs) who are responsible for the administration and operation of schools. For government schools, the AA is the relevant state or territory. For non-government schools, the AA is the body corporate approved by the Minister for the relevant school/s.

The Act recognises that AAs are best placed to understand the individual needs of their students and schools. AAs for more than one school are able to distribute the Commonwealth funding they receive among their schools in either of two ways:

- according to the SRS (under subsection 78(4) of the Act); or
- by choosing to redistribute that funding among its individual member schools according to their own needs-based funding arrangements (under subsection 78(5) of the Act).

AAs that redistribute funding in accordance with subsection 78(5) of the Act are known as Approved System Authorities (systems). For government schools, the systems are the state and territory governments. For non-government schools, the systems are the approved Catholic and Independent body corporates.

In this report, information is presented on financial assistance paid to AAs in the 2022 school year.

Financial assistance reportable under section 127 of the Act

Financial assistance (exclusive of Goods and Services Tax (GST)) paid by the Australian Government to the schools sector in 2022 reportable under section 127 of the Act is summarised in Table 1 below. Approximately \$9.9 billion was provided to the states and territories for government schools (as AAs), and approximately \$16.0 billion was provided to the non-government schools sector (via the state and territory treasuries). Total funding paid in the 2022 calendar year was \$25.9 billion.

Note that Table 1 includes funding to Block Grant Authorities for capital funding, and funding to Non-government Representative Bodies (NGRBs) for the Non-Government Reform Support Fund (Reform Support Fund) and the Choice and Affordability Fund (CAF).

Appendix A provides detailed information on funding provided to each AA in 2022. The funding reported includes recurrent funding calculated with regard to the base amount and relevant loadings under the SRS¹.

Table 1: Financial assistance funding in 2022 (\$, exclusive of Goods and Services Tax (GST))

Funding Element	Government Sector	Non-Government Sector			Total
		Catholic	Independent	Joint*	
Recurrent funding	9,914,190,869	8,802,958,432	6,842,850,002	0	25,559,999,303
Capital funding	0	112,006,450	76,792,188	5,725,004	194,523,642
Prescribed circumstances	29,504,020	2,194,150	325,000	0	32,023,170
Non-Government Reform Support Fund	0	26,623,301	20,354,227	0	46,977,528
Choice and Affordability Fund	0	67,179,776	42,092,918	0	109,272,694
Total	9,943,694,889	9,010,962,109	6,982,414,335	5,725,004	25,942,796,337

Source: Australian Government Department of Education.

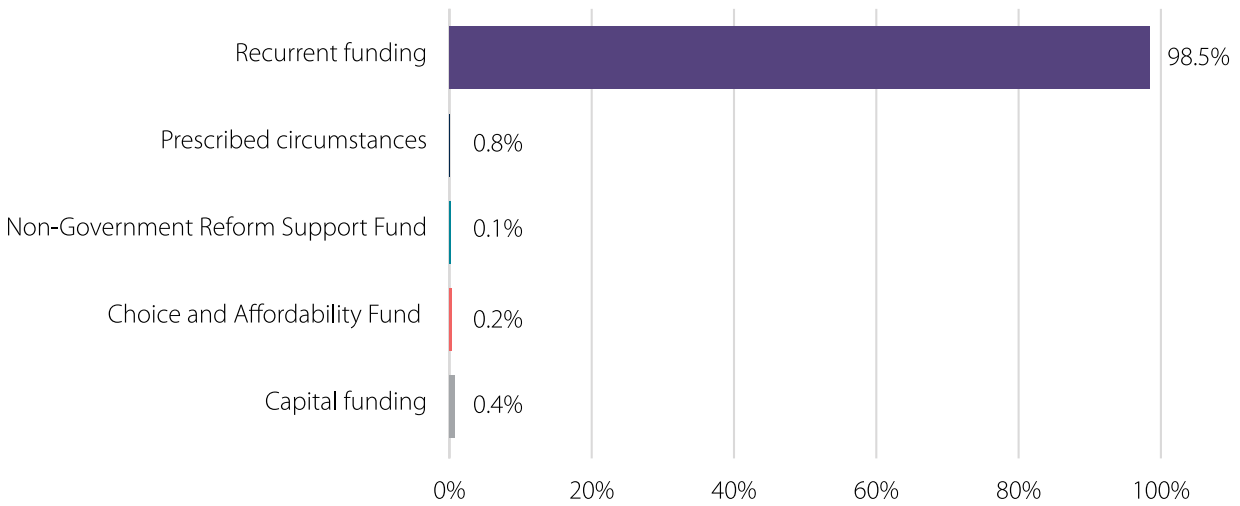
* Capital funding for schools in the Australian Capital Territory and the Northern Territory is paid to a single Block Grant Authority in each of these jurisdictions with representatives from both the Catholic and Independent sectors.

Note totals may not equal as figures have been rounded to the nearest dollar.

¹ Any payment adjustments to funding that have occurred for AAs are also reported. Payment adjustments are a result of changes to previous year/s entitlements due to changes in enrolment or other factors that determine the annual funding calculated for a school. Note that payment adjustments can apply to recurrent funding as well as prescribed circumstances funding.

As illustrated in Figure 1 below, the majority of funding provided to the sector in 2022 related to recurrent funding (\$25.6 billion or 98.5 per cent of total financial assistance).

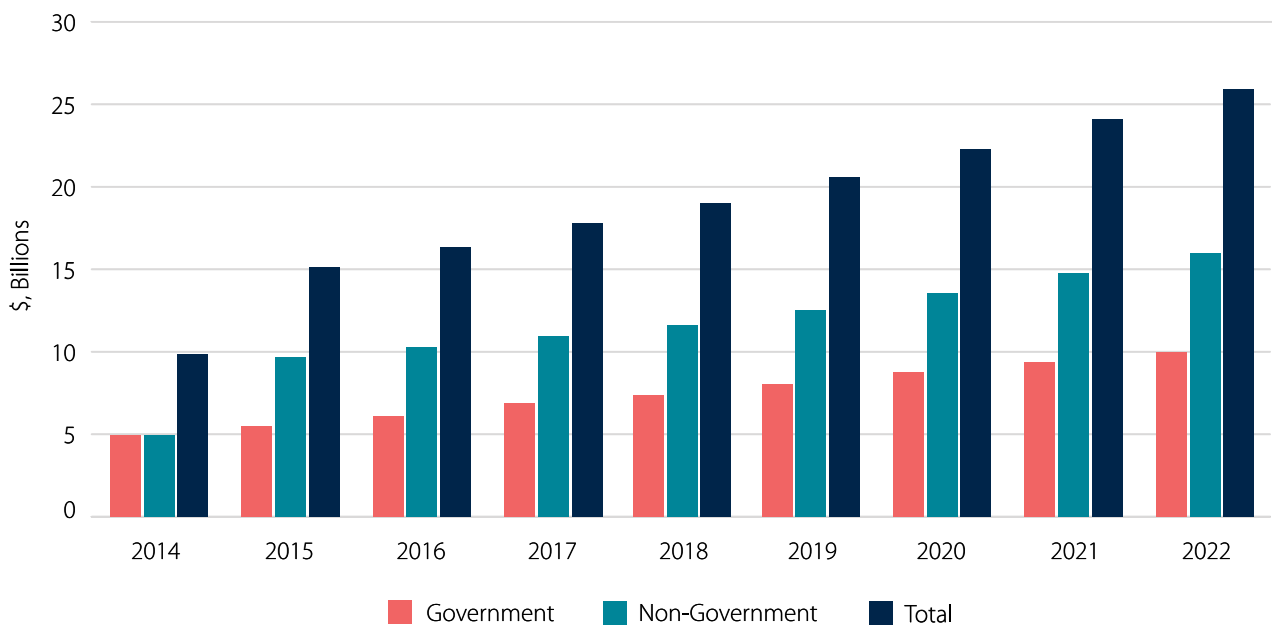
Figure 1: Financial assistance funding to Approved Authorities in 2022, by funding source, per cent of total



Source: Australian Government Department of Education

Under the Act, the Australian Government has provided approximately \$175.1 billion of financial assistance to the government and the non-government sectors over the period 2014 to 2022 (see Figure 2 below). Approximately 61.9 per cent of Australian Government funding flowed through to non-government schools.

Figure 2: Financial assistance funding to Approved Authorities, 2014 to 2022 (\$ billions, exclusive of GST)



Source: Australian Government Department of Education

Schools assurance and compliance activities

The Department of Education (the department) applies a risk-based approach to assurance and compliance (refer to the department's 2019 publication [Schools Funding Assurance Framework](#)). The risk-based approach assures that Australian Government funding for schools is appropriately used for education purposes, without imposing unreasonable administrative burden on funding recipients. The department's assurance and compliance activities assist and encourage the sector to be compliant and stay compliant.

Key financial assurance and compliance activities that are undertaken by the department include:

- Annual funding acquittals to provide assurance of AAs' use of funds. These acquittals require independent accountant (auditor) review for non-government AAs;
- Annual review of audited financial statements for potential compliance issues;
- Financial viability assessments; and
- Census Post-Enumeration data checking. This annual process is conducted to confirm that student information reported in the annual Non-Government school Census is accurate for funding and reporting purposes.

In addition, the department undertakes policy assurance to ensure that schools are applying Australian education policies and requirements of nationally agreed policy objectives.

01.

Section 1: Framework for funding arrangements and financial assistance

This section of the report provides a brief overview of the current funding arrangements for schools and the type of financial assistance provided by the Australian Government. It also provides an overview of the legislative and regulatory framework under which financial assistance is paid.

The requirements in section 127 of the Act are also discussed.



Funding of schools in Australia

State and territory governments are responsible for the provision of school education in their jurisdictions, including registering and regulating schools (whether government or non-government) and operating government schools.

The Australian Government has a national role in school funding and policy under the Act, and values the role of states and territories in registering, managing and regulating schools. Funding responsibility is shared between the Australian Government and state and territory governments.

Schools receive funding from both the Australian Government and their state or territory government:

- States and territories are the majority public funder of the government sector in line with their constitutional responsibility. The Australian Government is the minority public funder; and
- The Australian Government has historically been the majority public funder for non-government schools, reflecting its commitment to supporting parental choice and diversity in the schooling system. State and territory governments are the minority public funders for this sector.

Australian Government funding arrangements

Australian Government recurrent funding for schools is based on each school's SRS. The Australian Government is moving towards consistently funding:

- 20 per cent of the SRS for government schools; and
- 80 per cent of the SRS for non-government schools.

In 2022, schools funded below their target Commonwealth share of the SRS were transitioning to the target by 2023, to ensure they get the support they need earlier.

Schools that are currently funded above their target Commonwealth share will transition to it by 2029 at the latest.

Under the current arrangements, state and territory governments are also required to deliver their share of total public funding. This will ensure that students with greater needs will attract higher levels of funding from the Australian Government, and students with the same need within the same sector will attract the same support from the Australian Government, regardless of the state where they live.

The Schooling Resource Standard

Australian Government funding for schools is calculated in accordance with the SRS funding arrangements set out in the Act. The SRS is made up of a base amount for all every primary and secondary students enrolled at the school (which includes, for most non-government schools, the capacity of the school's community to contribute financially to the school), and up to six needs-based loadings for student priority cohorts and disadvantaged schools.

01.

Base amount provides funding for every student

A school's base amount is calculated each year in accordance with section 33 of the Act. The number of students enrolled at the school for the year is multiplied by the SRS funding amount for the year for each student. In 2022, the SRS funding amount was \$12,522 for primary students and \$15,736 for secondary students.

For most non-government schools, the SRS base amount includes a discount to reflect the anticipated capacity of the school community to financially contribute to the school's operating costs relative to the capacity of other non-government schools. This is known as Capacity to Contribute (CTC). The CTC does not apply to government schools, non-government special and special assistance schools, non-government majority Aboriginal and Torres Strait Islander schools, and non-government sole provider schools.

From 2022, the direct measure of income (DMI) was fully implemented and is a robust and accurate measure for calculating a school community's capacity to contribute. The DMI uses the latest whole of government data to calculate the capacity of parents and guardians to contribute to the ongoing costs of running their school. This ensures more Commonwealth Government funding flows to the schools that need it the most.

Loadings provide extra funding for priority student cohorts and disadvantaged schools

Up to four student-based loadings and two school-based loadings are calculated for a school each year in accordance with Part 3, Division 3 of the Act. These make up the total loading used to calculate the school's SRS.

Student with disability loading

This loading provides extra funding on top of the base amount for eligible students with disability.

Since 2018, the loading has been based on the Nationally Consistent Collection of Data on School Students with Disability (NCCD), which collects information on students with disability by the level of additional support they are provided to access and participate in learning. Under the NCCD, school staff including teachers use their professional, evidence-based judgement to capture information on the level of additional support a student is provided in the classroom.

Students with disability who are counted in the top 3 levels of the NCCD (supplementary, substantial, and extensive) attract additional funding through the student with disability loading. The amount of the loading reflects the level of support students with disability need to participate fully in schools, with higher funding for those who need higher levels of support.

The NCCD captures a fourth level of adjustment defined as 'support provided within quality differentiated teaching practice' commonly referred to by the acronym QDTP. This level of adjustment counts students that receive minor adjustments reasonably expected as part of quality teaching/school practice. These adjustments are provided through usual school processes, without drawing on additional resources.

Low English proficiency loading

This loading provides extra funding on top of the base amount for students from a language background other than English where at least one parent has completed school education only to Year 9 (or equivalent) or below. This may include recently settled migrants and refugees.

Aboriginal and Torres Strait Islander student loading

This loading provides extra funding on top of the base amount for each Aboriginal and Torres Strait Islander student. The amount of extra funding for each student depends on the proportion of Aboriginal and Torres Strait Islander students in the school. The loading ranges between 20 per cent of the SRS funding amount to 120 per cent of the SRS funding amount. The greater the proportion of Aboriginal and Torres Strait Islander students in the school, the higher the loading.

Socio-educational disadvantage loading

This loading provides extra funding on top of the base amount for each student from a socio-educationally disadvantaged background. The loading amount is based on the percentage of students in the lowest 2 quartiles of socio-educational advantage (SEA) developed by the Australian Curriculum, Assessment and Reporting Authority. The SEA measures the occupational and educational status of students' parents by looking at factors like occupation, completed school education and highest level of post-school education.

The greater the percentage of a school's students in each of the bottom 2 quartiles of the SEA, the higher the loading, up to a maximum of 50 per cent of the SRS funding amount for Quartile 1 and 37.5 per cent for Quartile 2.

School location loading

This loading provides extra funding for schools in regional and remote locations in recognition that it generally costs more to educate students in regional and remote schools than it does to educate students in city-based schools. The loading is based on a school's Accessibility/Remoteness Index of Australia (ARIA) score – a measure of the remoteness or accessibility of every location in Australia – as a percentage the SRS funding amount and the school's size loading.

School size loading

This loading provides extra funding for medium, small and very small schools in recognition that they cannot achieve the same economy of scale as a large school. This is the only loading that is calculated as a set dollar amount (rather than as a proportion of the SRS funding amount).

Primary schools with up to 300 students and secondary schools with up to 700 students attract a size loading. The size loading is scaled:

- primary schools with between 15 and 200 students attracting the maximum loading of \$197,480 in 2022; and
- secondary schools with between 100 and 500 students attracting the maximum loading of \$315,970 in 2022.

01.

Prescribed Circumstances funding

Prescribed Circumstances funding provides additional financial assistance to eligible government and non-government schools. For example, in 2022 additional support was provided to Northern Territory government schools. This measure provides the Northern Territory government with additional financial assistance from 2018 to 2027 to accelerate delivery of evidence-based reforms to improve student outcomes at government schools.

Schools Upgrade Fund

The \$275.2 million Schools Upgrade Fund was announced in the October 2022-23 Budget and delivers funding over two years to improve school facilities across the country. Funding is helping schools to provide their students with upgraded learning facilities by providing more equitable access to resources to help keep students and school staff safe, and get students' education back on track after disruptions caused by COVID-19. In December 2022, approximately \$17 million was provided to 211 individual schools for priority projects, as announced as part of the Government's 2022 election commitments.

Further funding is being provided through:

- an application process that was open to government and non-government schools for improvements to learning facilities including the purchase of air purifiers, upgrading ventilation systems, building outdoor learning spaces, upgrading ICT equipment, and repairs; and
- the Government working with state and territory governments to distribute funding based on need to help public schools meet the cost of important infrastructure projects such as new classrooms, buildings or other major refurbishments and upgrades.

Capital funding

The Capital Grants Program (CGP) provides funding to non-government primary and secondary schools to improve infrastructure, where they otherwise may not have access to sufficient capital resources. The CGP has a particular emphasis on assisting schools serving the most educationally disadvantaged students.

Funding is provided to each sector through the responsible Block Grant Authority. The CGP is additional to funds provided by state and territory governments, non-government school authorities, and school communities, which are responsible for providing and maintaining non-government school facilities².

² Since January 2014, Australian Government funding for government schools (including its contribution towards the capital needs of government schools) has been delivered through the annual grants provided to state and territory governments under the Act.

Funding for non-government representative bodies

Funding for non-government representative bodies (NGRBs) is paid through the Non-Government Reform Support Fund (Reform Support Fund) and the Choice and Affordability Fund (CAF) (see below).

Non-Government Reform Support Fund

The Reform Support Fund commenced in January 2018. NGRBs are funded to support the non-government school sector in implementing the National Policy Initiatives agreed by the Commonwealth and states and territories through the National School Reform Agreement and the bilateral reform agreements.

There are 16 NGRBs under section 91 of the Act: a Catholic Education Commission and an Association of Independent Schools in each state and territory.

Each NGRB has provided a strategic plan outlining the reform activities to be delivered under the Reform Support Fund. Under the Reform Support Fund Guidelines, NGRBs are required to submit annual work plans outlining the activities to be undertaken for the year along with annual reports describing the actual activities undertaken and the outcomes achieved as well as submit an annual acquittal of the funding they received.

In March 2022, \$5 million was provided to support non-government schools and school communities impacted by the floods in flood declared Local Government Areas in New South Wales and Queensland. The additional funding was provided for the purpose of supporting educational outcomes for impacted non-government school students and was allocated to the Associations of Independent Schools and Catholic Education Commissions in those states.

Choice and Affordability Fund

The CAF commenced on 1 July 2020 with an estimated \$1.2 billion to be provided to the non-government sector to 2029. Funding is provided for the non-government school sector under section 70 of the Act. Catholic and independent NGRBs in each state and territory administer funding in line with the five priority areas for the fund, including special circumstances.

The CAF prioritises assistance for non-government schools transitioning to the new DMI funding arrangements. It also prioritises funding for schools affected by drought, bushfires and other natural disasters, particularly where this affects a school's short-term financial viability. Other priorities include providing choice to parents of an affordable school that will best suit their child, enhancing student wellbeing and support initiatives, and lifting outcomes in underperforming schools.

NGRBs can use the fund flexibly over the 10 years to maximise its impact on the priorities. All NGRBs have an agreement with the department which sets out their use for the fund. NGRBs must report annually on their progress in achieving the priority objectives and intended outcomes identified in their agreements.

01.

The Act and the Regulation

The Act is the principal legislation governing the provision of Commonwealth funding to government and non-government schools as well as supporting the objectives of intergovernmental agreements on school education. The *Australian Education Regulations 2023* (the Regulations) provide more detail to support the operation of the Act. They outline the conditions required to be met in order to receive funding under the Act.

The Act is guided by the principles that education is the foundation of a skilled workforce and a creative community; that Australia's future prosperity depends on a strong and sustainable schooling system; and that education also has a role to play in overcoming social and economic disadvantage.

The Act and Regulations impose conditions requiring states and territories to implement National Policy Initiatives for school education, which assists with public confidence in the education system.

The Act and the Regulations can be modified as required to ensure they reflect current policy needs. This is carried out in consultation with key stakeholders, including as required under section 130 of the Act. Ongoing policy requirements must be met by recipients to remain eligible for future funding.

The Act provides Commonwealth financial assistance for schools. The financial assistance is provided to States under section 96 of the Constitution, and to Territories under section 122 of the Constitution.

The financial assistance is provided directly to a State or Territory for its government schools. Financial assistance for a non-government school located in a State or Territory is provided to the State or Territory which must provide it to the AA for the school.

Use of recurrent funding

Paragraph 78(2)(b) of the Act requires AAs to manage financial assistance payable under the Act according to the Regulations. Section 29 of the Regulations sets out the main requirements for AAs' use of recurrent funding provided under the Act.

Recurrent funding (including any interest earned on recurrent funding banked or invested by the AA) must be spent, or committed to be spent, by an AA:

- for the purpose of providing school education at a school for which the AA is approved; and
- by the end of the calendar year in which it was paid to the AA³.

Recurrent funding must be used for the purpose of providing school education, for the levels of education that is, primary education or secondary education, as defined in section 15 of the Act.

Recurrent funding cannot be used for:

- pre-school education or programs;
- early childhood education and care;
- before and after-school care or vacation care;
- vocational education and training that is not part of a recognised secondary school curriculum; and
- boarding services.

³ This requirement applies unless the Minister has determined a different time limit, under paragraph 29(7)(b) of the Regulations. Please note an extension of time to expend or commit recurrent funding is generally only provided in exceptional and unforeseen circumstances.

Subsection 29(2) of the Regulations sets out a non-exhaustive list of examples of general recurrent costs of providing school education, including:

- salaries and other expenses relating to staff at the school, including expenses related to the professional development of the staff;
- developing or purchasing materials related to the school's curriculum, such as textbooks, art supplies or sporting equipment;
- general operating expenses of the school, for example:
 - utility bills
 - insurance costs
- maintaining the school's land and buildings, for example:
 - routine maintenance or repairs to school buildings (such as repairing doors, windows, or guttering)
 - replacing like for like fixtures (such as carpets)
 - school grounds upkeep, such as mowing
- purchasing capital equipment for the school, for example:
 - non-fixed desks
 - chairs
 - portable air conditioning/heating
 - computers and other information and communication technology
- administrative costs associated with the AA's compliance with the Act and the Regulations. For example:
 - staff costs in meeting Australian Government reporting requirements
 - participating in NAPLAN or other national assessments.

Restrictions on the use of recurrent funding for capital purposes

An AA for a non-government school that has a CTC greater than zero per cent must not use recurrent funding for:

- the purchase of land or buildings for the school;
 - For example, recurrent funding cannot be used to purchase an adjacent block of land, including any buildings on that land, for an expansion of the school, or land in another location for an additional campus of the school.
- the construction of a building, or part of a building, for the school;
 - For example, recurrent funding cannot be used for any construction of a building, or part of a building, at the school that does not constitute maintenance or repairs. This could include but is not limited to, the construction of any new or modified classroom, administration building, multipurpose room, school hall, bus/bike shelter, shed, sporting facility, walkway, or ramp.
- Capital improvements for the school; and
 - For example, recurrent funding cannot be used for any non-building construction related capital works or fixtures that lead to a capital improvement. This could include but is not limited to, affixed air conditioning/heating units, sports grounds, swimming pools, basketball and netball courts, other sporting facilities, fencing, carparks, gates, garden shelters, or affixed security features.
- Any form of loan, credit facility, or other interest in relation to the above.
 - In this context, 'other interest' refers to legal interest, for example, an option to purchase land. Note, however, that interest payments on a loan or credit arrangement for capital purposes (identified above) are recognised as a general recurrent cost of providing school education and are allowed under subsection 29(3A) of the Regulations.

01.

Schools with zero per cent capacity to contribute

The restrictions on the use of recurrent funding for capital purposes do not apply to AAs for schools that have CTC of zero per cent. The following types of school have a CTC of zero (as noted under section 54 of the Act):

- all government schools;
- special schools;
- special assistance schools;
- sole provider schools; and
- majority Aboriginal and Torres Strait Islander schools for a year.

Section 127 of the Act

Section 127 of the Act requires the Minister for Education to table a report to Parliament on financial assistance provided to AAs. It states:

As soon as practicable after 30 June each year, the Minister must cause a report dealing with the following to be laid before each House of the Parliament:

- any financial assistance paid to an approved authority in the previous year under this Act;*
- the application of any financial assistance paid to an approved authority in the previous year under this Act;*
- any decisions made under any of the following provisions:*
 - section 74 (relating to public interest test in considering whether to approve a person as an approved authority);*
 - subsection 76(2) (approved authorities for government schools not taken to satisfy basic requirements);*
 - paragraph 81(1)(c) (variation or revocation of approval of approved authority in public interest);*
- any other matter prescribed by the regulations.*

The requirements in the Act are met in the following approach in this report.

Section 127(a)

Financial assistance paid to AAs is provided in this report in aggregate, by relevant school sectors and jurisdictions, by different types of financial assurance (for example, base funding and loadings), with detailed funding data provided for each AA in Appendix A for 2022.

Section 127(b)

The application of any financial assistance paid to an AA under section 127(b) has been considered in the following ways.

Approved Authority use of financial assistance funding

Under section 29 of the Regulations, AAs for schools are required to use the funding “for the purpose of school education at a school for which the approved authority is approved”.

The department receives assurance on the appropriate use of financial assistance funding via annual certifications collected under section 34 of the Regulations.

Approved Authority distribution of financial assistance funding

An AA for more than one school can distribute Australian Government recurrent funding to its schools according to the SRS under subsection 78(4) - as do many independent schools; or by choosing to distribute that funding according to its own needs-based funding arrangement under subsection 78(5).

AAs which distribute funding under subsection 78(5) are known as Approved System Authorities and are referred to as systems. The largest systems are the state and territory governments and the Catholic Education Commissions in each jurisdiction.

A system’s needs-based funding arrangement (NBF arrangement) provides information on how the system distributes Commonwealth funding to support students’ educational outcomes. The NBF arrangement describes the methodology and provides a supporting rationale to demonstrate how the funds are distributed based on the system’s local understanding of the individual needs of its students and schools. Systems’ NBF arrangements must include an amount per student and loadings for students and schools with additional needs including the six identified student and school cohorts identified in subsection 78(5). The NBF arrangement must also be publicly available and transparent.

Systems’ current arrangements for distribution of funding can be accessed via the following link: [Needs-based Funding](#). Details are also provided at Appendix D.

Each year the department collects a report under section 35 and section 36 of the Regulations on the funds distributed to schools under subsection 78(5). Details on the funds distributed to each school are publicly available via [My School](#) financial information. Note that the My School website reports income from a variety of sources. At the Commonwealth level, recurrent income also includes income received by schools that is not paid under the Act.

Section 127(c)

Under this section of the Act, relevant decisions made under sections 74, 76(2) and 81(1)(c) of the Act are reported.

2022 reportable decisions

There were no reportable decisions for the 2022 year.

Section 127(d)

This section of the Act reports on other matters prescribed by the Regulations.

There are currently no other matters prescribed by the Regulations to be reported by the Minister annually to Parliament.

02.

Section 2: Financial assistance paid
for school education by the
Australian Government under
section 127 of the Act



Financial assistance paid by the Commonwealth

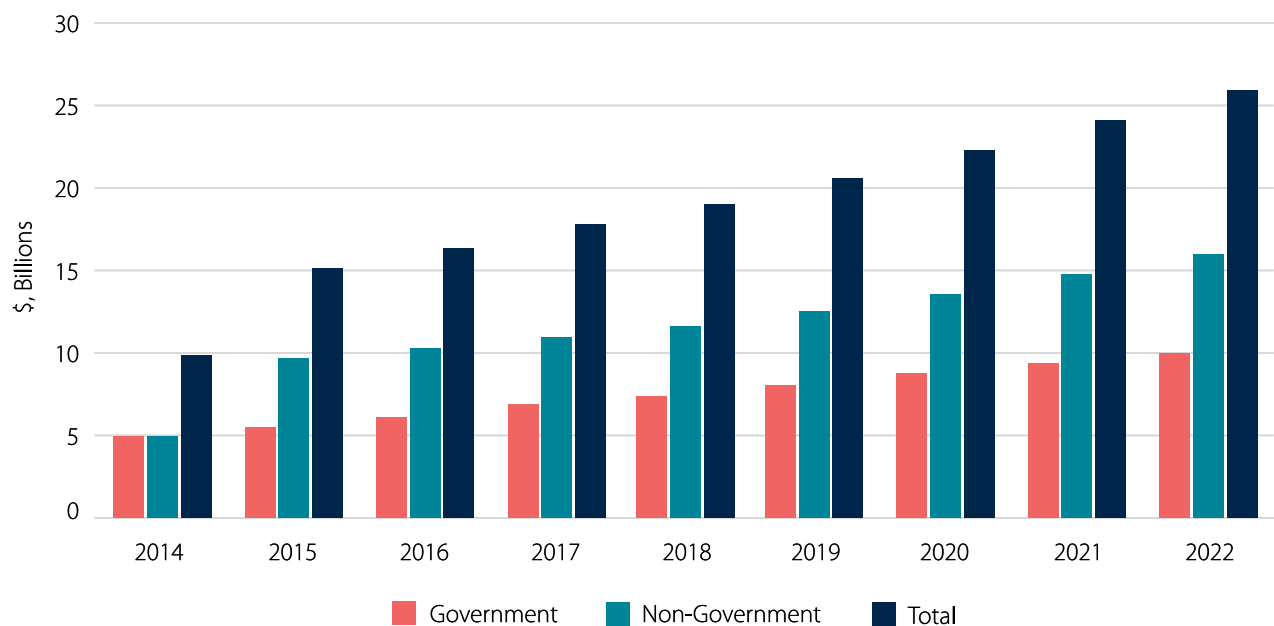
This section presents an overview of the financial assistance paid to the government and the non-government school sectors in 2022. The funding assistance reported includes recurrent funding, capital funding (for the non-government sector only), prescribed circumstances funding, and funding provided to NGRBs.

In 2022, the Australian Government provided \$25.9 billion of financial assistance to the government and the non-government school sectors, with about 61.9 per cent flowing through to non-government schools (Figure 3). Almost all of the funding (98.5 per cent) was for recurrent funding (which is calculated with regard to the base funding and the loadings under the SRS).

Table 2 below provide a summary of the financial assistance paid in 2022. Detailed funding assistance provided to each AA is included in Appendix A.

Appendix B provides further information on the characteristics of AAs. How is Australian Government funding for schools distributed according to need is discussed in Appendix C. Appendix D provides a summary of the methodology applied in reporting the Australian Government financial assistance at the AA level under section 127 of the Act.

Figure 3: Financial assistance paid in 2021 (\$ billions, exclusive of GST)



Source: Australian Government Department of Education

02.

Table 2: Financial assistance paid in 2022 (\$, exclusive of GST)

Funding Element	Government Sector	Non-Government Sector			Total
		Catholic	Independent	Joint*	
Recurrent funding	9,914,190,869	8,802,958,432	6,842,850,002	0	25,559,999,303
Capital funding	0	112,006,450	76,792,188	5,725,004	194,523,642
Prescribed circumstances	29,504,020	2,194,150	325,000	0	32,023,170
Non-Government Reform Support Fund	0	26,623,301	20,354,227	0	46,977,528
Choice and Affordability Fund	0	67,179,776	42,092,918	0	109,272,694
Total	9,943,694,889	9,010,962,109	6,982,414,335	5,725,004	25,942,796,337

Source: Australian Government Department of Education

* Capital funding for schools in the Australian Capital Territory and the Northern Territory is paid to a single Block Grant Authority in each of these jurisdictions with representatives from both the Catholic and Independent sectors.

Note totals may not equal as figures have been rounded to the nearest dollar.



Section 2: Financial assistance paid for school education by
the Australian Government under section 127 of the Act

03.

Section 3: Overview of schools funding assurance and compliance activities

This section provides a brief overview of the schools funding assurance and compliance activities. It focuses on activities undertaken by the department. According to the Act, the National School Resourcing Board (NSRB) is responsible for reviewing different parts of the Australian Government funding model. Under section 128(6A) of the Act, the NSRB is required to conduct an annual review of state and territory compliance with section 22A of the Act (s22A). This section states that, as a condition of Commonwealth financial assistance, states and territories must meet minimum school funding contributions agreed as part of bilateral agreements supporting the National School Reform Agreement. Section 22A of the Act also requires that states and territories report to the department annually on the funding they provide to government and non-government schools.



A risk-based approach to assurance and compliance

The department's risk-based approach to assurance and compliance is documented in the 2019 publication [Schools Funding Assurance Framework](#). This document provides an overview of the department's approach to managing risk of error, non-compliance and fraud in respect of Australian Government funding for school education under the Act and the Regulations.

The Schools Funding Assurance Framework is an overarching document that sets out how assurance is practically undertaken to assure:

- Australian Government funding for schools is being appropriately spent, in accordance with the requirements of the Act and Regulations;
- AAs are assisted and encouraged to become compliant and stay compliant;
- non-compliance is identified and addressed;
- AAs are not unreasonably burdened by compliance, or forced to bear an unreasonable cost of compliance; and
- systemic compliance issues are identified, so that policies and processes can be amended to remedy issues.

Key assurance and compliance activities

The department undertakes financial and policy assurance and compliance activities to provide assurance that funds provided for education purposes are used according to the regulated requirements. The key assurance and compliance activities are summarised below.

Funding acquittals

Funding acquittal is the primary assurance on the AAs' use of funding. The department collects annual funding acquittals from government and non-government AAs. These acquittals require independent accountant (auditor) review for non-government AAs. For government AAs, these acquittals are generally signed off by the Chief Financial Officer of the relevant education department.

Financial statement review

The department collects audited financial statements as part of the Financial Questionnaire (FQ) collection. The FQ data collection includes income and expenditure for non-government schools. The department reviews the AAs' audited financial statements to identify potential compliance and financial viability concerns. The review is conducted annually.

Financial viability assessment

The financial viability assessment is an annual process that utilises non-government AA and school financial information. Identified financial viability concerns are raised with the AA and assessed from a compliance perspective.

03.

Financial Questionnaire verification

This process provides assurance that FQ data provided by schools is accurate. Each year up to 100 schools are randomly selected for data quality checking. Note that this activity does not impact on funding entitlements to AAs.

Non-Government Schools Census Post-Enumeration

The Non-Government Schools Census Post-Enumeration (Census PE) is an annual assurance activity conducted to validate that student counts self-reported in the Non-Government Schools Census are both accurate and appropriate for funding and reporting purposes. Each year about 200-250 schools are included in this activity. The Census PE also sights NCCD evidentiary documentation.

Compliance certification process

The Compliance Certificate collection helps to provide a level of assurance that schools are applying Australian education policies and requirements of nationally agreed policy objectives. It is an annual process that applies to both government and non-government AAs.

Tip-offs and media monitoring

The department reviews information received through tip-offs and concerns raised in the media.

Working with other Commonwealth and state and territory regulators

The department collaborates with other Commonwealth and state and territory regulators where compliance concerns are identified for specific AAs or schools.

Risk indicator model

The department's risk indicator model draws on assurance, compliance and financial data information for non-government Approved Authorities against a range of indicators to qualify risk ratings across the schooling sector and inform the department's assurance activities.

Other data and sector analysis

In addition to the above processes, the department undertakes data analysis and assessments using available data including student census data, FQ data, block allocation reports and other sectoral analyses to help inform its assurance and compliance activities.



Section 3: Overview of schools funding assurance and compliance activities

04.

Appendix

Appendix A: Financial assistance paid to Approved Authorities in 2022

In this appendix, financial assistance (exclusive of Goods and Services Tax (GST)) is reported for 2022 for:

- State and territory Governments (as AAs);
- Non-government AAs;
- Block Grant Authorities (capital funding); and
- Non-Government Representative Bodies.



Table A1: Financial assistance to state and territory governments in 2021 (\$, exclusive of GST)

State	Base	Students with disability	Aboriginal and Torres Strait Islander	Low English proficiency	Social educational disadvantage	Location	Size	Prescribed Circumstances Funding ⁴	Adjustments ⁵	Total Funding
ACT	122,625,507	15,214,803	1,346,665	182,897	8,217,198	2,002	1,041,120	90,000	-98,142	148,622,050
NSW	2,131,871,153	362,244,693	82,683,683	9,608,414	349,585,281	37,873,462	43,629,888	2,282,381	-13,424,527	3,006,354,428
NT	88,130,746	26,626,671	35,115,542	1,562,164	21,253,554	32,573,819	5,806,548	14,191,000	-2,169,578	223,090,466
QLD	1,548,850,341	218,935,507	78,743,544	3,511,600	276,056,311	70,786,090	25,146,380	4,999,554	-6,480,080	2,220,549,247
SA	478,087,506	89,232,903	14,777,396	1,364,913	85,781,069	22,725,554	12,534,530	334,500	-29,040,196	675,798,175
TAS	154,181,797	16,826,128	6,889,618	156,186	33,898,200	15,268,181	5,415,418	614,118	-3,394,394	229,855,252
VIC	1,728,561,990	339,393,137	12,582,334	9,481,211	251,986,759	14,977,082	31,367,254	5,458,566	-20,483,361	2,373,324,972
WA	769,740,597	81,306,781	32,563,983	1,938,890	122,066,905	44,935,575	15,617,146	1,533,901	-3,603,479	1,066,100,299
TOTAL	7,022,049,637	1,149,780,623	264,702,765	27,806,275	1,148,845,277	239,141,765	140,558,284	29,504,020	-78,693,757	9,943,694,889

Source: Australian Government Department of Education (totals may not equal as figures have been rounded to the nearest dollar)

⁴ Schools Upgrade Fund – Targeted Round was paid to all jurisdictions. Note that the NT also received the Additional Support for Northern Territory Government Schools (\$13,311,000).

⁵ Reported payment adjustments are due to changes in current or previous year/s entitlements. Entitlements are demand driven and may be recalculated throughout the year for a range of reasons, including but not limited to, school operations (closures or amalgamations), changes in student enrolment numbers, student or school characteristics, recovery of overpayments in the current or previous years etc, and are reported at the approved authority level. Section 9 of the Act defines an overpayment to include where the total amount of the payment, and any previous payments made, as a result of the determination, to the State or Territory for the school for the year, exceeds the school's total entitlement for the year.

Table A2: Financial Assistance to non-government Approved Authorities in 2022 (\$, exclusive of GST)

Name	State	Base	Students with disability	Aboriginal and Torres Strait Islander	Low English proficiency	Socio educational disadvantage	Location	Size	Prescribed Circumstances Funding ⁶	Adjustments ⁷	Total Funding
Best-Practice Education Group Limited	ACT	982,684	464,983	10,720	0	13,755	0	156,684	0	0	1,628,826
Brindabella Christian Education Limited	ACT	6,487,241	476,163	4,407	13,117	133,580	0	0	0	-12,120	7,102,388
Burgmann Anglican School	ACT	9,909,475	450,690	22,345	2,567	176,475	0	0	0	0	10,561,552
Canberra Girls Grammar School	ACT	2,632,014	1,007,065	39,602	3,158	76,224	0	0	0	0	3,758,063
Canberra Grammar School	ACT	4,919,994	1,314,700	48,229	7,134	91,980	0	0	0	0	6,382,037
Canberra Muslim Youth Incorporated	ACT	1,210,940	79,071	0	5,692	22,626	0	145,337	0	0	1,463,666
Canberra Rudolf Steiner School Association Incorporated	ACT	3,543,282	207,675	37,378	0	81,675	0	0	0	0	3,870,010
Communities@Work Ltd	ACT	1,136,145	1,032,988	118,355	0	489,679	0	231,897	0	0	3,009,064
Covenant College Tuggeranong ACT Association Incorporated	ACT	1,774,615	135,033	11,611	987	90,607	0	186,583	0	0	2,199,436
Daramalan College	ACT	9,390,006	1,369,309	66,577	4,264	636,479	0	0	0	0	11,466,635
Emmaus Christian School Canberra Limited	ACT	3,534,508	160,127	32,976	0	61,137	0	0	0	0	3,788,748
Radford College Limited	ACT	7,725,552	204,801	20,670	4,762	97,230	0	0	0	0	8,053,015
Seventh-day Adventist Schools (South New South Wales) Limited	ACT	4,735,161	405,194	274,617	4,867	497,439	215,832	493,901	0	0	6,627,011
The Canberra Montessori Society INC	ACT	536,328	51,281	6,654	0	11,008	0	148,120	0	0	753,391

6 Schools Upgrade Fund – Targeted Round was paid to eligible Approved Authorities. Note that the Trustees for Catholic Education Office Archdiocese of Canberra & Goulburn also received ACT Adjustment Assistance (\$1,676,000).

7 Reported payment adjustments are due to changes in current or previous year/s entitlements. Entitlements are demand driven and may be recalculated throughout the year for a range of reasons, including but not limited to, school operations (closures or amalgamations), changes in student enrolment numbers, student or school characteristics, recovery of overpayments in the current or previous years etc. and are reported at the Approved Authority level. Section 9 of the Act defines an overpayment to include where the total amount of the payment, and any previous payments made, as a result of the determination, to the State or Territory for the school for the year, exceeds the school's total entitlement for the year.

Name	State	Base	Students with disability	Aboriginal and Torres Strait Islander	Low English proficiency	Socio educational disadvantage	Location	Size	Prescribed Circumstances Funding ⁶	Adjustments ⁷	Total Funding
The Trustees of the Marist Brothers	ACT	4,574,294	1,335,378	27,213	2,831	183,385	0	0	0	0	6,123,101
Trinity Christian School Incorporated	ACT	7,756,380	1,121,776	38,952	4,208	230,232	0	0	0	0	9,151,548
Trustees for Catholic Education Office Archdiocese of Canberra & Goulburn	ACT	113,395,407	22,767,779	1,161,925	87,643	8,742,857	0	1,376,489	1,736,000	0	149,268,100
Al Amanah College Ltd	NSW	8,656,174	58,479	8,850	139,845	1,276,221	0	0	0	0	10,139,569
Al Faisal College Limited	NSW	39,478,276	12,356	0	279,679	2,649,565	0	0	0	0	42,419,876
Al Sadiq College Incorporated	NSW	7,312,074	614,743	0	179,253	2,468,847	0	0	0	0	10,574,917
Al Zahra College Limited	NSW	5,296,385	559,080	0	46,431	559,756	0	0	0	0	6,461,652
Al-Hikma College Ltd	NSW	3,562,513	18,651	0	19,079	242,381	0	0	0	0	3,842,624
Al-Noori Muslim School LTD	NSW	21,354,975	163,609	0	100,843	1,243,713	0	0	0	0	22,863,140
Alpha Omega Senior College Ltd	NSW	6,382,234	377,504	10,265	44,108	396,708	0	159,318	0	0	7,370,137
Amity College Australia Limited	NSW	21,385,943	1,686,733	11,036	83,168	1,266,303	0	0	0	0	24,433,183
Ananda Marga Pracaraka Samgha LTD	NSW	284,437	41,480	12,839	0	24,878	0	155,755	0	0	519,389
Anglican Schools Corporation	NSW	123,362,846	8,682,820	840,481	102,762	10,017,709	627,034	0	0	0	143,633,652
Arden Anglican School Council	NSW	3,834,278	425,969	16,452	2,256	69,947	0	0	0	-7,666	4,341,236
Arkana College Limited	NSW	1,811,911	4,026	4,018	5,717	108,210	0	136,071	0	0	2,069,953
Armenian General Benevolent Union School Inc	NSW	567,087	208,747	0	19,461	129,250	0	148,963	0	0	1,073,508
Arrahman College Ltd	NSW	323,036	0	0	6,174	22,156	0	157,984	0	0	509,350
Ascham School Ltd	NSW	2,921,325	49,810	12,818	0	71,574	0	0	0	0	3,055,527
Assyrian Christian Schools Limited	NSW	13,200,522	698,743	0	666,546	4,567,822	0	66,986	0	0	19,200,619
Australian Christian College - Darling Downs Ltd	NSW	595,058	108,106	0	0	66,552	0	164,573	0	0	934,289

Name	State	Base	Students with disability	Aboriginal and Torres Strait Islander	Low English proficiency	Socio educational disadvantage	Location	Size	Prescribed Circumstances Funding ⁶	Adjustments ⁷	Total Funding
Australian Christian College - Hume Ltd	NSW	780,308	150,513	7,200	0	92,495	22,980	170,779	0	0	1,224,275
Australian Christian College - Marsden Park Ltd	NSW	10,675,094	922,809	79,294	1,238	1,023,651	0	0	0	0	12,702,086
Australian Christian College - Singleton Ltd	NSW	2,474,864	191,515	64,992	0	422,752	0	194,008	0	0	3,348,131
Australian Christian College - Southland Ltd	NSW	5,392,467	1,046,904	38,279	3,555	1,086,625	1,003,995	0	0	0	8,571,825
Australian Christian College - Tasmania Ltd	NSW	1,728,622	158,758	82,831	1,081	357,525	182,780	524,781	0	0	3,036,378
Australian International Academy of Education Limited	NSW	10,226,321	28,778	2,148	46,676	477,725	0	50,890	0	0	10,832,538
Australian Islamic College of Sydney	NSW	12,910,108	131,396	2,151	87,072	827,695	0	0	0	0	13,958,422
Australian Performing Arts Grammar School Limited	NSW	1,562,845	199,697	15,511	0	66,546	0	341,840	0	0	2,186,439
Australian Turkish Maarif Foundation Limited	NSW	2,307,755	269,764	4,491	21,565	283,759	0	185,864	0	0	3,073,198
Autism Spectrum Australia (ASPECT)	NSW	11,626,547	32,990,036	174,371	4,837	5,011,045	0	1,469,276	0	0	51,276,112
Avalon Montessori Association	NSW	238,519	24,289	0	0	17,105	0	152,010	0	0	431,923
Ballina Christian Education Association Ltd	NSW	2,436,062	218,415	46,660	1,083	232,474	0	197,422	0	0	3,132,116
Bellfield Group Limited	NSW	7,575,291	384,498	0	170,192	1,694,453	0	0	0	0	9,824,434
Belmont Christian College Limited	NSW	6,571,000	2,065,490	43,292	1,174	340,327	0	0	0	0	9,021,283
Berakah Christian Education LTD	NSW	5,896,075	466,771	122,426	0	502,843	561,531	0	0	0	7,549,646
Berowra Christian Community School Limited	NSW	490,235	85,723	2,014	0	15,262	0	146,947	0	0	740,181
Bethel Christian School Limited	NSW	2,320,029	504,523	6,817	22,246	556,539	0	197,053	0	0	3,607,207
Biala Support Services Ltd	NSW	304,826	822,278	42,302	0	131,380	0	92,766	0	0	1,393,552

Name	State	Base	Students with disability	Aboriginal and Torres Strait Islander	Low English proficiency	Socio educational disadvantage	Location	Size	Prescribed Circumstances Funding ⁶	Adjustments ⁷	Total Funding
Bishop Druitt College Incorporated	NSW	10,505,838	615,675	167,557	25,161	540,020	950,871	0	0	0	12,805,122
Blacktown Youth College Incorporated	NSW	1,132,947	540,982	233,203	0	488,300	0	228,192	0	-33,466	2,590,158
Blue Mountains Christian Education Association Limited	NSW	1,962,353	310,973	84,894	0	307,163	0	201,500	0	-15,560	2,851,323
Blue Mountains Grammar School LTD	NSW	3,756,352	580,514	2,477	1,193	120,003	0	108,548	0	0	4,569,087
Blue Mountains Waldorf School Limited	NSW	714,290	81,647	21,720	931	29,485	0	146,654	0	0	994,727
Boys' Town Engadine	NSW	514,258	1,240,549	10,955	0	221,645	0	115,223	0	0	2,102,630
Brightwaters Christian College Limited	NSW	472,380	7,892	21,863	0	103,265	0	152,362	0	0	757,762
Brigidine College, St Ives	NSW	4,300,385	483,846	0	2,132	234,732	0	0	0	0	5,021,095
Bularri Muurlay Nyanggan Aboriginal Corporation	NSW	140,246	35,662	168,296	12,623	64,724	19,385	157,984	0	0	598,920
Burrabidine Christian Community School Incorporated	NSW	622,970	116,997	96,058	0	67,626	90,076	161,167	0	0	1,154,894
Byron Community Primary School INC	NSW	811,271	26,612	2,053	0	34,356	0	154,295	0	0	1,028,587
Calrossy Anglican School	NSW	8,754,538	327,106	195,578	1,208	611,382	718,971	0	0	-9,005	10,599,778
Cameragal Montessori School	NSW	142,075	7,473	0	0	2,620	0	140,318	0	0	292,486
Campbelltown Anglican Schools Council	NSW	13,987,368	765,900	83,589	4,365	971,559	0	136,919	0	0	15,949,700
Cape Byron Rudolf Steiner School Limited	NSW	3,620,166	54,593	24,682	0	182,008	0	162,563	0	0	4,044,012
Cairnaya Christian Education Ltd	NSW	9,624,269	879,095	522,508	8,829	1,229,939	716,539	187,757	0	0	13,168,936
Catholic Schools NSW Limited	NSW	1,995,011,976	295,115,349	31,443,900	5,037,089	240,019,782	37,030,523	44,622,434	66,000	-1,506,468	2,646,840,585
Cedar Christian College Ltd	NSW	6,106,735	686,567	33,724	16,324	523,143	0	0	0	0	7,366,493
Central Coast Grammar School Ltd	NSW	9,981,293	470,697	48,615	4,539	271,000	0	0	0	-7,637	10,768,507

04.

Name	State	Base	Students with disability	Aboriginal and Torres Strait Islander	Low English proficiency	Socio educational disadvantage	Location	Size	Prescribed Circumstances Funding ⁶	Adjustments ⁷	Total Funding
Central Coast Sports College Ltd	NSW	6,910,818	524,533	157,891	0	830,530	0	0	0	0	8,423,772
Central Coast Steiner School Limited	NSW	2,503,341	285,719	6,525	0	175,152	0	178,004	0	0	3,148,741
Central West Leadership Academy Limited	NSW	887,226	242,968	60,956	0	46,471	109,989	204,519	0	0	1,552,129
Chevalier College Limited	NSW	7,730,714	274,635	31,833	0	646,965	0	0	0	0	8,684,147
Christadelphian Heritage College Incorporated	NSW	3,859,990	197,409	66,565	0	707,746	0	64,599	0	0	4,896,309
Christadelphian Heritage College Sydney Ltd	NSW	2,439,849	204,366	4,511	3,281	348,104	0	197,032	0	0	3,197,143
Christian Community School Limited	NSW	6,508,421	442,123	21,238	54,382	731,350	0	0	0	0	7,757,514
Christian Education Foundation Limited	NSW	6,491,253	979,666	50,836	4,331	660,369	0	0	0	0	8,186,455
Chrysalis School for Rudolf Steiner Education LTD	NSW	1,819,227	224,684	32,328	1,011	129,614	456,514	175,762	0	0	2,839,140
Clarence Valley Anglican School Council	NSW	3,373,280	356,905	144,722	0	361,613	262,768	207,560	0	0	4,706,848
CO.AS.IT. Italian Association of Assistance	NSW	549,937	14,049	6,640	1,819	14,190	0	151,756	0	0	738,391
Coffs Coast Education & Training Organisation	NSW	937,756	1,088,869	33,683	0	404,173	75,202	219,204	0	0	2,758,887
Coffs Harbour Bible Church Incorporated	NSW	311,792	8,015	0	0	22,589	32,441	152,658	0	0	527,495
Coffs Harbour Christian Community School LTD	NSW	8,600,825	573,884	63,470	76,452	1,051,451	791,822	0	0	0	11,157,904
Condell Park Christian School Inc	NSW	663,902	15,318	3,528	0	28,447	0	139,611	0	0	850,806
Coogee Boys Preparatory School Pty Ltd	NSW	645,968	4,012	0	0	10,656	0	150,634	0	0	811,270
Coptic Orthodox Church (NSW) Property Trust	NSW	7,194,162	665,184	0	6,464	155,967	0	0	0	0	8,021,777
Council of Newington College	NSW	7,702,337	304,701	31,093	5,777	228,594	0	0	0	-60,681	8,211,821
Covenant Christian School Association Ltd	NSW	6,343,071	779,969	4,576	4,571	105,116	0	0	0	0	7,237,303

Name	State	Base	Students with disability	Aboriginal and Torres Strait Islander	Low English proficiency	Socio educational disadvantage	Location	Size	Prescribed Circumstances Funding ⁶	Adjustments ⁷	Total Funding
Cranbrook School	NSW	4,046,574	464,517	15,103	2,428	93,401	0	0	0	-57,460	4,564,563
Currambena Ltd	NSW	536,473	23,454	0	0	17,113	0	135,987	0	0	713,027
Deniliquin Christian School Incorporated	NSW	357,879	127,189	67,620	0	105,145	50,251	165,176	0	0	873,260
Eastern Suburbs Montessori Association Limited	NSW	415,445	106,204	0	0	3,269	0	143,399	0	0	668,317
Elonera Limited	NSW	1,437,252	140,704	9,241	0	52,254	0	181,033	0	0	1,820,484
Elouera Association Incorporated	NSW	315,254	828,764	5,848	0	135,874	21,489	102,577	0	0	1,409,806
Emanuel School	NSW	2,403,275	775,926	0	0	56,339	0	0	0	0	3,235,540
Emmanuel Anglican College Council	NSW	7,435,884	529,943	58,169	1,198	339,809	0	0	0	0	8,365,003
Employment and Training Australia Limited	NSW	3,211,521	437,052	187,144	0	1,384,166	0	260,022	0	0	5,479,905
Georges River Grammar School LTD	NSW	7,277,338	812,946	22,990	14,332	442,411	0	0	0	0	8,570,017
German School Johannes Gutenberg	NSW	1,526,619	116,072	0	1,703	25,692	0	183,808	0	0	1,853,894
GIANT STEPS AUSTRALIA LTD	NSW	937,814	2,614,234	4,468	1,041	404,198	0	181,599	0	0	4,143,354
Glenaeon Rudolf Steiner School Limited	NSW	1,964,753	287,452	0	2,859	43,899	0	141,923	0	0	2,440,886
Good Shepherd Australia New Zealand	NSW	811,476	801,062	36,066	0	349,746	0	170,985	0	0	2,169,335
Greek Orthodox Church & Community Bankstown & District St Euphemia Ltd.	NSW	6,043,871	174,694	4,503	13,035	922,359	0	0	0	0	7,158,462
Greek Orthodox Parish & Community of Belmore & District All Saints Limited	NSW	4,382,346	228,243	2,238	3,266	368,965	0	0	0	0	4,985,058
Green Point Christian College Limited	NSW	8,941,619	1,245,094	77,870	3,670	505,145	0	94,790	0	0	10,868,188
Green Valley Islamic College Ltd	NSW	11,384,507	481,474	6,627	82,981	1,662,487	0	0	0	0	13,618,076

Name	State	Base	Students with disability	Aboriginal and Torres Strait Islander	Low English proficiency	Socio educational disadvantage	Location	Size	Prescribed Circumstances Funding ^e	Adjustments ^f	Total Funding
Greenacre Baptist Christian Community School Limited	NSW	2,968,160	357,974	19,428	9,630	138,906	0	191,632	0	0	3,685,730
Hamazkaine - Arshak and Sophie Galstaun College Limited	NSW	2,994,169	73,278	0	42,950	313,430	0	197,303	0	0	3,621,130
Hastings Association for Christian Education Ltd	NSW	3,082,091	327,549	207,306	0	437,216	160,680	203,702	0	0	4,418,544
Hawkesbury Independent School INC	NSW	627,799	56,728	12,951	0	43,821	0	152,151	0	-5,262	888,188
Highfields Preparatory and Kindergarten School Limited	NSW	392,109	43,808	0	0	7,347	0	150,845	0	0	594,109
Hills Montessori Society	NSW	123,402	0	0	0	0	0	152,926	0	-5,550	270,778
HopePoint Christian School Limited	NSW	1,125,921	61,862	4,250	5,330	144,877	0	155,350	0	0	1,497,590
Howayek Blessings Ltd	NSW	4,480,032	313,151	0	31,559	524,559	0	23,304	0	0	5,372,605
Howayek Providence Ltd	NSW	12,032,204	323,212	2,183	131,410	1,961,106	0	0	0	0	14,450,115
Hunter Christian School Limited	NSW	3,245,891	465,518	75,930	1,984	342,843	0	201,065	0	0	4,333,231
Hunter Trade College Ltd	NSW	2,528,251	71,209	97,721	0	571,216	0	262,355	0	0	3,530,752
Hunter Valley Grammar School	NSW	8,793,367	1,033,264	83,632	0	471,427	0	0	0	0	10,381,690
Illawarra Association for Christian Parent Controlled Education	NSW	9,263,928	841,530	43,830	16,825	596,179	0	200,759	0	0	10,963,051
Inaburra School Limited	NSW	6,056,991	1,199,014	38,474	0	427,378	0	0	0	0	7,721,857
Inner Sydney Montessori Association	NSW	669,718	367,441	0	0	6,767	0	153,463	0	0	1,197,389
International Chinese School Limited	NSW	497,602	0	0	0	3,134	0	139,101	0	0	639,837
International Society for Krishna Consciousness Incorporation	NSW	989,272	160,856	13,907	11,410	157,880	0	200,541	0	0	1,533,866
Irfan College Limited	NSW	3,156,893	45,599	0	33,252	433,527	0	194,639	0	0	3,863,910
Islamic Practice and Dawah Circle Incorporated	NSW	2,565,139	3,746	0	2,765	140,161	0	139,592	0	0	2,851,403

Name	State	Base	Students with disability	Aboriginal and Torres Strait Islander	Low English proficiency	Socio educational disadvantage	Location	Size	Prescribed Circumstances Funding ⁶	Adjustments ⁷	Total Funding
John Colet Schools	NSW	1,625,808	41,152	0	0	9,186	0	52,538	0	0	1,728,684
Kamaroi Rudolf Steiner School Limited	NSW	1,018,171	75,151	1,856	0	36,533	0	141,430	0	0	1,273,141
Kambala	NSW	2,381,427	269,100	28,882	0	64,685	0	0	0	0	2,744,094
Kesser Torah College Limited	NSW	3,698,100	464,037	0	2,178	227,428	0	84,636	0	0	4,476,379
Kiama Community College Incorporated	NSW	702,455	670,077	28,680	0	302,758	0	149,324	0	0	1,853,294
Kincoppal - Rose Bay School Limited	NSW	2,508,399	865,146	27,063	0	103,377	0	0	0	0	3,503,985
Kindlehill Ltd	NSW	1,208,308	147,285	67,187	0	43,282	0	176,241	0	0	1,642,303
Kingdom Culture Christian School Ltd	NSW	1,136,594	84,946	4,479	1,918	62,706	0	173,373	0	0	1,464,016
Kinma Limited	NSW	527,967	37,738	0	0	20,487	0	142,380	0	0	728,572
Kinross Wolaroi School	NSW	8,025,871	885,251	75,569	4,235	406,880	281,603	0	0	0	9,679,409
Knox Grammar School	NSW	7,621,314	1,400,633	36,656	6,859	208,529	0	0	0	0	9,273,991
Koimonia Christian Academy Inc School	NSW	72,364	32,612	17,976	0	35,045	199,078	189,344	0	0	546,419
Korowai School Limited	NSW	2,260,143	703,434	14,598	0	59,522	0	197,951	0	0	3,235,648
Liberty Church Inc	NSW	482,065	48,015	223,440	0	156,640	36,776	150,843	0	-9,245	1,088,534
Lindfield Montessori Society Incorporated	NSW	7,420	0	0	0	0	0	39,005	0	0	46,425
Lindisfarne Anglican School	NSW	15,749,336	851,389	107,024	7,716	612,036	0	0	0	0	17,327,501
Linuwei School Ltd	NSW	2,309,619	403,747	51,651	0	192,494	0	186,272	0	0	3,143,783
Liverpool/Campbelltown Christian School Ltd	NSW	10,093,072	1,623,747	40,642	24,578	591,903	0	0	0	0	12,373,942
Living Schools Global Limited	NSW	2,074,748	230,415	39,263	1,041	106,376	0	188,301	0	0	2,640,144
Loreto Kirribilli Limited	NSW	4,913,080	1,342,485	4,284	0	96,120	0	0	0	0	6,355,969
Loreto Normanhurst Limited	NSW	5,004,747	739,328	89,018	2,252	254,179	0	0	0	0	6,089,524
Lorien Novalis School for Rudolf Steiner Education Ltd	NSW	1,771,278	152,669	6,477	0	67,836	0	179,636	0	-13,260	2,164,636

Name	State	Base	Students with disability	Aboriginal and Torres Strait Islander	Low English proficiency	Socio educational disadvantage	Location	Size	Prescribed Circumstances Funding ⁶	Adjustments ⁷	Total Funding
Lycee Condorcet - the French School of Sydney Limited	NSW	3,496,765	554,783	0	33,052	107,716	0	0	0	0	4,192,316
Macarthur Anglican School	NSW	7,467,972	744,130	24,946	8,896	330,659	0	0	0	0	8,576,603
Macleay Valley Workplace Learning Centre Incorporated	NSW	1,394,302	1,824,076	963,107	0	611,178	149,936	232,918	0	0	5,175,517
Macquarie Grammar School Limited	NSW	68,440	0	0	0	7,811	0	49,091	0	-100,341	25,001
Macquarie University	NSW	319,884	634,020	0	0	137,871	0	149,863	0	0	1,241,638
Maitland Christian School Limited	NSW	5,873,373	1,402,793	175,440	7,235	788,036	0	157,974	0	0	8,404,851
Malek Fahd Islamic School Limited	NSW	31,130,336	824,875	0	167,759	2,082,725	0	0	0	0	34,205,695
Manly Warringah Montessori Society	NSW	153,155	77,678	0	0	1,556	0	154,287	0	0	386,676
Margaret Jurd College (NSW) Limited	NSW	936,769	1,668,218	121,645	0	403,748	0	193,251	0	0	3,323,631
Marist Schools Australia Limited	NSW	29,628,655	5,649,036	645,752	16,345	2,673,629	586,047	60,228	0	-6,944,827	32,314,865
Masada College	NSW	1,934,878	589,540	2,168	1,969	30,973	0	198,278	0	0	2,757,806
Mater Dei School	NSW	1,537,334	2,567,447	13,049	7,686	662,591	0	204,453	0	0	4,992,560
MCC CHILD AND FAMILY SERVICES LTD	NSW	490,963	540,311	10,459	0	211,605	0	110,004	0	0	1,363,342
Medowie Christian School Limited	NSW	3,499,397	978,106	48,583	2,119	526,713	0	108,034	0	0	5,162,952
Melkite Catholic Eparchy Corporation	NSW	2,357,448	332,514	0	18,912	340,193	0	54,560	0	0	3,103,627
Meriden School	NSW	9,471,726	20,220	9,218	7,887	138,957	0	0	0	0	9,648,008
Mid North Coast Community College Limited	NSW	903,807	2,037,371	200,571	0	389,541	48,919	200,803	0	0	3,781,012
Minimbah Preschool Primary School Aboriginal Corporation Incorporated	NSW	428,120	137,379	493,025	38,531	197,578	49,143	150,038	0	0	1,493,814
MLC School	NSW	6,476,453	456,478	51,817	0	219,363	0	0	0	0	7,204,111

Name	State	Base	Students with disability	Aboriginal and Torres Strait Islander	Low English proficiency	Socio educational disadvantage	Location	Size	Prescribed Circumstances Funding ⁶	Adjustments ⁷	Total Funding
Moama Anglican Grammar Ltd	NSW	6,276,154	547,589	48,429	1,172	543,258	167,427	0	0	0	7,584,029
Monte Sant' Angelo Mercy College Limited	NSW	5,200,492	300,765	8,816	2,081	146,376	0	0	0	0	5,658,530
Moree Christian School INC	NSW	962,344	70,168	41,633	0	134,898	265,101	189,785	0	0	1,663,929
Moriah War Memorial College Association	NSW	3,269,058	2,637,367	0	0	21,080	0	0	0	0	5,927,505
Mosman Church of England Preparatory School Limited	NSW	388,272	113,569	0	0	1,682	0	153,082	0	0	656,605
Mount Annan Christian College Ltd	NSW	6,310,142	668,142	54,867	2,026	669,571	0	0	0	0	7,704,748
Mount Sinai College	NSW	1,581,818	910,701	0	0	20,761	0	1,460	0	0	2,514,740
Mount St Benedict College	NSW	7,805,692	879,781	13,478	0	335,029	0	0	0	0	9,033,980
Mumbulla School for Rudolf Steiner Education Limited	NSW	1,556,511	196,922	25,236	900	95,296	272,195	154,970	0	0	2,302,030
Muslim Girls Grammar Limited	NSW	1,110,332	0	0	18,567	212,040	0	248,094	0	0	1,589,033
Nambucca Valley Christian Community School	NSW	3,643,933	289,394	70,032	1,174	386,283	444,080	158,256	0	0	4,993,152
Namoi Valley Christian School INC	NSW	708,155	201,577	118,889	0	161,375	224,162	178,453	0	0	1,592,611
NEGS Limited	NSW	2,039,877	7,974	65,472	0	168,446	223,348	210,934	0	0	2,716,051
Nepean District Christian Education Association LTD	NSW	4,798,882	301,993	44,974	1,047	562,476	0	0	0	0	5,709,372
New Hope School Ltd	NSW	345,466	604,819	3,169	0	148,896	0	94,687	0	0	1,197,037
Newcastle Anglican Schools Corporation	NSW	26,594,742	2,742,514	372,260	13,917	3,183,323	720,988	0	0	-10,595	33,617,149
Newcastle Grammar School Limited	NSW	4,544,426	1,597,430	58,800	2,272	237,309	0	0	0	0	6,440,237
Newcastle Waldorf School Ltd	NSW	2,163,335	377,675	80,564	0	119,604	0	173,720	0	0	2,914,898
NGARUKI GULGUL LIMITED	NSW	661,821	390,599	132,506	0	285,245	0	141,619	0	-13,882	1,597,908
Northcross Limited	NSW	2,625,149	98,739	0	0	14,057	0	0	0	0	2,737,945

Name	State	Base	Students with disability	Aboriginal and Torres Strait Islander	Low English proficiency	Socio educational disadvantage	Location	Size	Prescribed Circumstances Funding ⁶	Adjustments ⁷	Total Funding
Northern Beaches Christian School	NSW	6,424,872	312,379	11,215	0	587,784	0	0	0	0	7,336,250
Northern Beaches Montessori Association	NSW	22,090	10,792	0	0	425	0	38,855	0	-2,449	69,713
Northholm Grammar School Ltd	NSW	2,277,058	249,143	0	0	203,558	0	122,820	0	0	2,852,579
Northside Montessori Society	NSW	578,042	263,913	0	0	3,437	0	150,604	0	0	995,996
Norwest Christian College Limited	NSW	8,133,344	890,255	20,722	18,614	492,733	0	0	0	0	9,555,668
Nowra Baptist Church Christian Community School Ltd	NSW	4,548,578	231,862	67,334	0	540,149	0	0	0	0	5,387,923
Oakhill College	NSW	13,344,288	275,838	52,981	4,328	856,625	0	0	0	0	14,534,060
Odyssey House NSW	NSW	966,948	1,069,392	37,823	5,376	416,755	0	199,210	0	-257,983	2,437,521
OneSchool Global NSW	NSW	9,270,176	595,280	0	0	3,981,657	358,076	2,370,270	0	-2,115,525	14,459,934
Orange Christian Schools Ltd	NSW	3,772,134	165,952	64,262	0	383,837	83,897	89,638	0	0	4,559,720
Our Lady of Mercy College Paramatta	NSW	7,800,786	190,544	11,319	163,958	488,086	0	0	0	0	8,654,693
Oxford Falls Grammar School Limited	NSW	4,466,672	1,749,404	0	0	286,611	0	0	0	0	6,502,687
Oxley College Limited	NSW	6,023,614	354,945	12,522	7,705	158,324	0	0	0	0	6,557,110
Pacific Brook Christian School Ltd	NSW	960,201	400,630	96,529	0	309,863	31,816	170,393	0	0	1,969,432
Pacific Coast Christian School Limited	NSW	5,191,686	1,982,653	230,312	1,153	1,169,256	0	356,529	0	0	8,931,589
PACIFIC GULGANGALI JARJUMS CHRISTIAN SCHOOL LTD	NSW	90,158	204,359	108,190	8,116	41,608	0	94,790	0	0	547,221
Pacific Hills Christian Education Limited	NSW	10,364,766	640,190	17,517	2,100	353,874	0	0	0	0	11,378,447
Pacific Valley Christian School Ltd	NSW	2,238,347	621,212	68,090	0	387,162	174,706	200,739	0	0	3,690,256
Pal Buddhist School Limited	NSW	1,202,087	309,736	0	23,895	231,791	0	220,615	0	0	1,988,124

Name	State	Base	Students with disability	Aboriginal and Torres Strait Islander	Low English proficiency	Socio educational disadvantage	Location	Size	Prescribed Circumstances Funding ⁶	Adjustments ⁷	Total Funding
PARED Ltd	NSW	16,441,901	881,038	17,321	32,186	672,352	0	159,995	0	0	18,204,793
Parkes Christian School Limited	NSW	2,995,688	329,672	101,562	0	418,435	427,749	203,330	0	0	4,476,436
Penrith Christian School	NSW	6,066,960	453,348	51,825	3,390	848,757	0	0	0	0	7,424,280
Port Macquarie Steiner Limited	NSW	349,997	131,024	2,250	0	24,505	24,186	157,256	0	0	689,218
Provincial of Order of Hermits of Saint Augustine In Australasia	NSW	3,775,381	701,536	21,619	3,776	325,666	0	0	0	0	4,827,978
Pymble Ladies' College	NSW	7,085,410	109,306	53,075	24,108	137,850	0	0	0	0	7,409,749
Queenwood School for Girls LTD	NSW	2,317,876	257,102	8,140	0	45,452	0	0	0	0	2,628,570
Rainbow Ridge School for Steiner Education Limited	NSW	777,576	68,258	10,187	2,056	55,281	40,640	170,497	0	0	1,124,495
Ravenswood School for Girls	NSW	3,044,138	1,009,052	12,000	2,283	75,627	0	0	0	-11,298	4,131,802
Redeemer Baptist School Ltd	NSW	4,420,082	423,722	4,223	9,184	97,608	0	0	0	0	4,954,819
Redfern Jarjum College Ltd	NSW	247,956	386,612	297,547	22,316	114,664	0	156,417	0	0	1,225,512
Richard Gill National Music Academy Pty Ltd	NSW	232,597	23,777	5,789	0	49,590	10,838	163,031	0	0	485,622
Rissalah College Ltd	NSW	8,540,754	58,335	0	32,739	1,062,152	0	0	0	0	9,693,980
Rosebank College	NSW	11,227,359	805,761	14,422	5,716	789,523	0	0	0	0	12,842,781
Royal Institute for Deaf and Blind Children	NSW	604,729	1,662,044	11,161	5,145	260,639	0	319,877	0	0	2,863,595
S.C.E.G.G.S Darlinghurst Limited	NSW	2,210,216	287,500	35,571	0	20,381	0	0	0	0	2,553,668
Saint Ignatius' College Riverview Limited	NSW	4,650,894	1,412,891	90,342	1,395	151,094	0	0	0	0	6,306,616
Saint Mary MacKillop College Albury Limited	NSW	1,663,732	96,647	0	1,072	120,382	0	187,981	0	0	2,069,814
Saint Mary MacKillop Colleges Limited	NSW	1,437,550	69,199	9,800	10,718	66,460	6,391	191,985	0	0	1,792,103
Salamah College Limited	NSW	10,634,788	22,415	6,433	228,530	2,572,954	0	0	0	0	13,465,120
Santa Sabina College LTD	NSW	6,949,489	462,602	0	5,995	172,840	0	0	0	0	7,590,926

Name	State	Base	Students with disability	Aboriginal and Torres Strait Islander	Low English proficiency	Socio educational disadvantage	Location	Size	Prescribed Circumstances Funding ^c	Adjustments ^d	Total Funding
Sapphire Coast Anglican College	NSW	3,513,241	738,292	22,232	0	620,655	612,518	195,035	0	0	5,701,973
Sathya Sai School (NSW) Inc	NSW	2,377,962	86,776	20,261	2,140	339,884	0	191,591	0	0	3,018,614
SCECGS Redlands Limited	NSW	3,652,122	376,625	0	0	52,825	0	0	0	0	4,081,572
SFEA College NSW Limited	NSW	2,168,173	239,514	73,360	1,207	339,453	0	240,465	0	0	3,062,172
Seventh-Day Adventist Schools (Greater Sydney) Limited	NSW	24,818,316	1,390,504	93,192	307,738	2,184,643	0	325,680	0	-186,709	28,656,364
Seventh-Day Adventist Schools (North New South Wales) Limited	NSW	35,441,809	3,388,558	761,659	14,204	3,767,859	582,454	859,596	0	-28,334	44,787,805
Shearwater The Mullumbimby Steiner School Limited	NSW	6,062,640	676,745	82,681	1,145	363,625	0	0	0	0	7,186,836
Sherwood Hills Christian School Ltd	NSW	1,309,338	74,515	2,252	5,354	155,185	0	196,231	0	0	1,742,875
Skillset Senior College Ltd	NSW	1,880,354	1,487,373	403,847	0	810,433	0	271,628	0	0	4,853,635
Snowy Mountains Christian School Limited	NSW	744,163	139,868	2,256	1,058	134,869	26,849	189,084	0	0	1,238,147
Snowy Mountains Grammar School Limited	NSW	3,736,160	535,140	11,995	1,330	227,198	690,495	152,992	0	0	5,355,310
Society of St Plus X LTD	NSW	304,160	29,290	0	787	34,206	0	148,049	0	0	516,492
Southern Cross Baptist Church Christian School INC.	NSW	341,344	0	8,955	0	9,358	0	137,021	0	0	496,678
Southern Highlands Christian School LTD	NSW	3,931,706	865,195	23,479	978	344,067	0	48,966	0	0	5,214,391
Southern Highlands Company for Steiner Education Limited	NSW	1,451,082	203,589	30,965	1,080	116,634	0	198,218	0	0	2,001,568
Southside Montessori Society	NSW	227,682	0	0	0	12,491	0	150,813	0	0	390,986
St Aloysius' College LTD	NSW	5,393,903	102,221	4,192	2,157	42,171	0	0	0	0	5,544,644
St Augustine's College Sydney	NSW	4,089,129	671,361	16,274	4,089	445,592	0	0	10,000	-10,000	5,226,445

Name	State	Base	Students with disability	Aboriginal and Torres Strait Islander	Low English proficiency	Socio educational disadvantage	Location	Size	Prescribed Circumstances Funding ⁶	Adjustments ⁷	Total Funding
St Bishop Coptic Orthodox College	NSW	3,182,802	437,644	0	85,654	614,693	0	193,645	0	0	4,514,438
St Columba Anglican School Council Incorporated	NSW	10,472,623	718,812	144,198	2,470	491,078	643,228	0	0	0	12,472,409
St George Christian School Ltd	NSW	6,053,239	621,450	6,956	3,400	91,346	0	0	0	0	6,776,391
St Lucy's School	NSW	2,092,723	5,572,581	8,683	1,005	901,963	0	171,545	0	0	8,748,500
St Mary and St Mina's Coptic Orthodox College	NSW	3,930,788	48,334	0	3,476	617,249	0	225,770	0	0	4,825,617
St Mary Star of the Sea College Limited	NSW	9,600,323	306,453	66,581	7,115	780,253	0	0	0	0	10,760,725
St Patrick's College	NSW	6,391,002	538,113	76,130	6,727	867,765	0	33,799	0	0	7,913,536
St Pauls Grammar School Penrith LTD	NSW	6,400,138	660,355	33,753	8,562	398,737	0	0	0	-13,283	7,488,262
St Pauls International College	NSW	378,529	0	2,661	2,549	15,595	0	95,572	0	-7,806	487,100
St Peter's Anglican College	NSW	6,566,510	904,834	73,537	8,030	616,304	536,395	0	0	0	8,705,610
St Philip's Christian Education Foundation Ltd	NSW	37,608,731	8,246,552	668,535	11,729	4,085,115	0	334,170	0	-6,656	50,948,176
St Sava College Ltd	NSW	503,069	0	0	0	44,634	0	171,726	0	0	719,429
St Scholastica's College	NSW	7,128,390	615,578	111,609	0	296,028	0	0	0	0	8,151,605
St Stanislaus' College Bathurst	NSW	5,403,129	455,688	90,533	3,727	663,474	0	133,521	0	0	6,750,072
St Vincent's College Limited	NSW	3,642,507	1,450,969	73,729	0	199,075	0	0	0	-27,938	5,338,342
Stella Maris College	NSW	5,233,950	377,431	13,932	5,057	281,680	0	0	0	0	5,912,050
Summerland Christian Life Centre Ltd	NSW	6,221,142	772,017	111,318	0	664,119	0	195,487	0	0	7,964,083
Sun Artistry Limited	NSW	601,383	0	7,455	0	39,581	11,344	167,662	0	0	827,425
Sydney Church of England Grammar School Council	NSW	3,854,392	1,773,375	34,156	2,313	152,607	0	0	0	0	4,220,843
Sydney Japanese School Limited	NSW	1,455,520	137,624	0	0	14,024	0	144,946	0	0	1,752,114
Sydney Montessori School Limited	NSW	956,145	346,640	4,254	0	66,482	0	165,731	0	0	1,539,252

04.

Name	State	Base	Students with disability	Aboriginal and Torres Strait Islander	Low English proficiency	Socio educational disadvantage	Location	Size	Prescribed Circumstances Funding ⁶	Adjustments ⁷	Total Funding
Sydney Montessori Society	NSW	41,609	4,207	0	0	5,189	0	84,258	0	0	135,263
Sydney Science College Ltd	NSW	73,889	16,361	0	0	3,696	0	59,912	0	0	153,858
Tallowood Steiner School INC	NSW	625,291	55,386	33,355	0	88,869	116,042	154,323	0	-34,949	1,038,317
Tambelin Independent School Inc	NSW	290,864	4,114	5,105	0	16,430	0	154,448	0	0	470,961
Taree Christian Community School LTD	NSW	6,670,252	134,691	330,095	4,447	981,671	148,227	0	0	0	8,269,383
The Abraham Kuyper Christian Education Association Limited	NSW	2,189,218	486,206	29,532	2,158	333,791	0	197,828	0	0	3,238,733
The Alpine School Limited	NSW	656,260	101,267	10,867	0	100,706	24,314	180,418	0	0	1,073,832
The Anglican School Gogong	NSW	2,770,480	291,917	6,799	0	143,816	0	4,471	0	0	3,217,483
The Armidale School	NSW	5,211,928	245,162	86,673	0	196,748	609,424	0	0	0	6,349,935
The Armidale Waldorf School LTD	NSW	1,184,611	256,851	46,432	0	58,711	134,398	165,316	0	0	1,846,319
The Association for Christian Education of Blacktown Ltd	NSW	7,528,589	743,809	13,601	23,545	712,204	0	0	0	0	9,021,748
The Athena School Limited	NSW	562,370	0	3,012	0	57,477	0	229,744	0	0	852,603
The Casuarina School Co-Operative LTD	NSW	1,161,723	267,423	6,589	0	73,774	94,003	155,395	0	0	1,758,907
The Central Coast Montessori Primary School Limited	NSW	520,468	80,355	10,453	0	16,706	0	154,921	0	0	782,903
The Christian Parent-Controlled School Wellington Limited	NSW	730,821	81,425	239,356	0	247,879	114,653	175,426	0	0	1,589,560
The Coast Christian School Limited	NSW	1,203,326	86,570	1,993	0	84,705	0	151,697	0	0	1,528,291
The Contributors Society Ltd	NSW	3,179,432	0	9,352	13,283	228,926	0	196,180	0	0	3,627,173
The Council of Abbotsleigh	NSW	4,335,382	75,171	41,121	2,818	46,625	0	0	0	0	4,501,117

Name	State	Base	Students with disability	Aboriginal and Torres Strait Islander	Low English proficiency	Socio educational disadvantage	Location	Size	Prescribed Circumstances Funding ^e	Adjustments ^f	Total Funding
The Council of Barker College	NSW	8,164,610	292,658	977,598	75,280	635,145	319,315	315,968	0	0	10,780,574
The Council of St Andrew's Cathedral School	NSW	4,923,646	1,139,738	465,043	33,943	258,325	0	149,597	0	-6,267	6,964,025
The Council of St Catherine's School Waverley	NSW	3,574,885	327,045	69,912	0	255,924	0	0	0	0	4,227,766
The Council of Tara Anglican School for Girls	NSW	4,560,664	133,813	6,619	1,008	75,972	0	0	0	0	4,778,076
The Council of the King's School	NSW	10,599,942	319,508	20,451	5,049	239,862	0	0	0	0	11,184,812
The Council of Trinity Grammar School	NSW	11,246,778	1,405,590	10,108	13,203	347,256	0	0	0	0	13,022,935
The Ebenezer Foundation Ltd	NSW	799,073	0	7,085	3,321	178,328	0	173,039	0	0	1,160,846
The Greek Orthodox Parish of St Spyridon Sydney	NSW	6,046,315	284,125	0	6,662	379,274	0	0	0	0	6,716,376
The Hills Grammar School	NSW	4,768,051	1,486,267	4,492	2,166	129,913	0	0	0	0	6,390,889
The Illawarra Grammar School	NSW	5,290,450	507,095	52,242	11,817	134,573	0	0	0	0	5,996,177
The International Grammar School Sydney LTD	NSW	4,114,129	263,732	92,118	3,086	194,319	0	0	0	0	4,667,384
The John Wycliffe Christian Education Association Ltd	NSW	4,033,858	640,543	22,536	0	201,385	0	57,386	0	0	4,955,708
The Joseph Varga School	NSW	191,919	453,144	0	0	82,717	0	57,936	0	0	785,716
The McDonald College Limited	NSW	1,912,459	267,168	20,696	0	106,870	0	215,308	0	0	2,522,501
The Nature School Incorporated	NSW	1,069,894	112,884	9,335	0	62,039	59,622	157,544	0	0	1,471,318
The Peninsula Montessori Association Ltd	NSW	461,151	245,213	0	0	9,631	0	144,946	0	0	860,941
The Pittwater House Schools Ltd	NSW	3,882,109	161,226	4,372	2,135	157,265	0	0	0	0	4,207,107
The Presbyterian Church (New South Wales) Property Trust for Casino Presbyterian Church	NSW	2,960,595	454,246	104,984	0	573,916	0	203,515	0	-21,523	4,275,733

04.

Name	State	Base	Students with disability	Aboriginal and Torres Strait Islander	Low English proficiency	Socio educational disadvantage	Location	Size	Prescribed Circumstances Funding ⁶	Adjustments ⁷	Total Funding
The Presbyterian Church New South Wales Property Trust	NSW	21,629,475	2,241,732	197,517	21,272	1,312,076	395,491	420,868	0	-37,935	26,180,496
The Riverina Anglican College Board	NSW	8,099,257	542,274	65,250	11,660	486,991	140,260	0	0	0	9,345,692
The Salvation Army (NSW) Property Trust	NSW	112,752	52,805	2,663	0	48,596	0	34,938	0	0	251,754
The Salvation Army (Qld) Property Trust	NSW	922,103	315,734	99,922	0	397,602	0	206,370	0	-24,529	1,917,202
The Small School Ltd	NSW	393,754	66,684	5,159	1,217	40,337	0	173,294	0	0	680,445
The Sutherland Shire Christian School Association Limited	NSW	7,019,985	238,282	0	0	334,501	0	0	0	0	7,592,768
The Trustees of the Sydney Grammar School	NSW	4,794,603	231,391	10,238	1,200	12,340	0	0	0	0	5,049,772
The William Branwhite Clarke College Council	NSW	12,115,965	453,914	12,564	1,421	464,075	0	0	0	0	13,047,939
Thomas More Schools Incorporated	NSW	222,864	0	0	0	20,183	57,464	150,201	0	0	450,712
Toongabbie Christian College Ltd	NSW	9,603,409	785,975	13,360	22,034	370,114	0	0	0	0	10,794,892
Trinity Catholic College Lismore Ltd	NSW	9,021,238	1,101,310	99,874	2,423	945,608	0	0	0	0	11,170,453
Trustees of the Lebanese Maronite Order	NSW	11,540,429	334,100	0	63,857	1,255,521	0	0	0	0	13,193,907
Trustees of the Marist Brothers	NSW	5,694,863	345,975	116,271	602	606,118	0	0	0	0	6,763,829
Trustees of the Marist Brothers	NSW	2,705,949	958,608	120,865	3,534	344,019	0	57,410	0	0	4,190,385
Tuggerah Lakes Community College Limited	NSW	719,406	165,960	124,335	0	310,064	0	152,200	0	0	1,471,965
Tuntable Falls Community Primary School	NSW	394,941	117,293	2,167	0	52,782	19,895	153,790	0	0	740,868
Unity Grammar College Ltd	NSW	11,338,741	188,130	0	76,852	1,262,634	0	0	0	0	12,866,357
Valley Hope School Ltd	NSW	393,361	675,161	44,253	0	169,538	33,678	124,744	0	0	1,440,735

Name	State	Base	Students with disability	Aboriginal and Torres Strait Islander	Low English proficiency	Socio educational disadvantage	Location	Size	Prescribed Circumstances Funding ⁶	Adjustments ⁷	Total Funding
Wagga Wagga Christian College	NSW	5,207,660	369,721	85,316	12,818	617,430	21,391	0	0	0	6,314,336
Warakirri College Limited	NSW	4,114,660	2,296,028	305,036	23,577	1,773,419	0	241,578	0	0	8,754,298
Warrah Society	NSW	347,121	847,995	2,422	0	149,609	0	109,428	0	605	1,457,180
Waverley Action for Youth Services	NSW	633,106	1,10,794	5,807	0	272,869	0	135,816	0	0	1,158,392
Wenona School Ltd	NSW	3,390,338	556,655	5,290	2,542	57,362	0	0	0	0	4,012,187
Westbourne College Sydney LIMITED	NSW	173,173	0	0	0	6,546	0	123,420	0	0	303,139
Western Riverina Community College Incorporated	NSW	402,842	556,047	86,862	0	173,625	86,140	154,894	0	0	1,460,410
Westmead Christian Grammar School Limited	NSW	1,217,856	282,283	0	0	42,582	0	145,960	0	-59,329	1,629,352
Winifred West Schools Limited	NSW	4,147,458	83,417	17,832	0	86,343	0	535,247	0	0	4,870,297
Woodbury Autism Education and Research Limited	NSW	253,078	774,986	2,227	67	109,077	0	151,784	0	0	1,291,219
Workers Educational Association - Hunter	NSW	6,099,615	1,126,804	544,868	0	2,628,934	0	250,977	0	0	10,651,198
Workers' Educational Association Illawarra	NSW	1,040,650	1,486,097	80,404	0	448,520	0	211,269	0	0	3,266,940
Wycliffe Hope School Limited	NSW	318,794	673,273	2,578	0	137,400	0	123,165	0	0	1,255,210
Wyong Christian Community School Limited	NSW	7,166,869	610,056	49,032	0	714,469	0	0	0	0	8,540,426
Yanginook LTD	NSW	490,753	162,177	10,816	0	29,610	0	176,626	0	0	869,982
Yeshiva College Bondi Limited	NSW	428,810	12,164	0	0	95,697	0	139,039	0	0	675,710
Young Muslim Association Incorporated	NSW	1,102,566	283,777	4,505	21,120	368,168	105,008	175,026	0	-19,276	2,040,894
Youth Off The Streets Limited	NSW	2,216,717	4,170,530	199,059	1,195	955,405	0	504,079	0	0	8,046,985
Zahra Education Inc	NSW	1,785,136	136,039	0	12,338	127,468	0	157,984	0	0	2,218,965

Name	State	Base	Students with disability	Aboriginal and Torres Strait Islander	Low English proficiency	Socio educational disadvantage	Location	Size	Prescribed Circumstances Funding ^e	Adjustments ^f	Total Funding
Catholic Church of the Diocese of Darwin Property Trust Inc	NT	42,151,075	15,523,101	14,779,500	380,181	9,289,202	15,131,126	2,567,485	50,000	-1,068,537	98,803,133
Haileybury Rendall School	NT	5,644,304	1,673,006	642,511	23,372	546,672	1,731,225	0	0	-223,424	10,037,666
Milkwood Steiner School Association Incorporated	NT	774,730	297,820	21,059	0	34,041	140,114	146,959	0	0	1,414,723
Nawarddeen Academy Ltd	NT	614,162	43,877	736,995	55,277	289,971	899,629	578,931	0	0	3,218,842
NT Christian Schools	NT	11,537,584	3,590,920	1,423,120	87,919	2,038,845	4,332,283	1,307,848	0	0	24,318,519
Nyangatjajara Aboriginal Corporation	NT	720,737	377,445	839,898	64,867	340,499	690,799	212,776	0	0	3,247,021
SEDA College NT Limited	NT	569,261	343,422	220,350	2,339	200,117	214,982	252,775	0	0	1,803,246
St Philip's College Alice Springs	NT	4,061,745	1,016,403	530,107	11,767	537,253	2,108,811	187,961	0	0	8,454,047
The Alice Springs Steiner Association	NT	1,143,941	298,534	77,114	2,020	68,936	457,252	158,292	0	0	2,206,089
The Essington School Darwin Limited	NT	4,830,611	1,160,546	32,929	3,874	202,348	1,475,992	0	0	0	7,706,300
Tiwi Education Board Incorporated	NT	804,904	387,495	939,634	72,442	371,463	815,990	239,362	0	-801,997	2,829,293
Yipirinya School Council Inc	NT	2,805,816	1,029,334	3,366,980	252,523	1,294,884	891,355	165,368	0	-255,005	9,551,255
Yirralka Education Ltd	NT	492,011	0	590,412	48,340	246,005	506,336	146,335	0	0	2,029,439
A B Paterson College Limited	QLD	12,319,160	97,909	23,309	5,577	439,322	0	0	0	0	12,885,277
A S G School Incorporated	QLD	4,456,844	228,427	286,715	5,563	1,057,135	1,154,871	192,421	0	0	7,381,976
Aboriginal & Islander Independent Community School Incorporated	QLD	2,784,412	833,447	2,807,424	250,597	1,285,006	0	190,443	15,000	0	8,166,329
Akademielia Limited	QLD	662,186	103,013	4,880	1,668	165,053	0	118,061	0	0	1,054,861
All Saints Anglican School Limited	QLD	13,249,188	1,061,744	77,580	4,968	390,383	0	0	0	0	14,783,863
Alta-1 College (QLD) Ltd	QLD	958,345	410,860	46,090	0	413,047	0	196,450	0	0	2,024,792
Ananda Marga Education Limited	QLD	985,066	212,063	11,954	0	44,998	0	154,118	0	0	1,408,199

Name	State	Base	Students with disability	Aboriginal and Torres Strait Islander	Low English proficiency	Socio educational disadvantage	Location	Size	Prescribed Circumstances Funding ⁶	Adjustments ⁷	Total Funding
ASD Learning LTD	QLD	937,028	1,191,432	2,279	0	403,859	0	194,375	0	0	2,728,973
Australian Christian College - Moreton Ltd	QLD	12,822,007	897,502	222,628	7,779	2,201,373	0	0	0	0	16,151,289
Australian Industry Trade College Ltd	QLD	10,568,066	388,415	99,166	1,359	1,719,516	0	1,165,674	0	0	13,942,196
Australian International Islamic College Board LTD	QLD	11,651,513	1,082,375	4,458	514,556	3,147,800	63,806	157,984	0	-11,855	16,610,637
Australian Technology and Agricultural College Ltd	QLD	142,505	0	3,071	0	17,696	0	46,261	0	-12,000	197,533
Australian Trade College North Brisbane Ltd	QLD	3,032,793	117,243	38,601	0	586,286	0	245,737	0	0	4,020,660
Autism Queensland Limited	QLD	1,081,754	3,173,462	36,505	649	466,236	0	160,345	0	0	4,918,951
Blackall Range Independent School Association Inc	QLD	995,276	144,658	20,221	0	141,472	0	227,116	0	0	1,528,743
Blackheath and Thornburgh College	QLD	3,093,025	725,729	454,157	0	703,252	805,283	223,684	0	0	6,005,130
Board of Trustees of the Brisbane Grammar School	QLD	7,326,657	359,355	41,930	6,227	104,497	0	0	0	0	7,838,666
Board of Trustees of the Ipswich Girls Grammar School	QLD	7,587,605	367,066	124,867	5,063	301,111	0	0	0	0	8,385,712
Board of Trustees of the Ipswich Grammar School	QLD	8,694,891	198,893	187,410	2,480	595,059	0	0	0	0	9,678,733
Board of Trustees of the Rockhampton Girls' Grammar School	QLD	3,582,217	185,505	193,087	2,367	500,346	123,960	223,380	0	0	4,810,862
Board of Trustees of the Rockhampton Grammar School	QLD	12,095,982	1,028,695	208,008	13,408	1,211,666	518,748	0	0	0	15,076,507
Board of Trustees of the Toowoomba Grammar School	QLD	9,394,409	252,989	82,399	3,938	479,740	0	0	0	0	10,213,475
Border Rivers Christian College Ltd	QLD	1,153,922	47,065	27,017	0	208,775	236,091	193,434	0	0	1,866,304
Brisbane Christian College	QLD	9,263,040	603,006	52,042	16,916	382,292	0	0	0	0	10,317,296

04.

Name	State	Base	Students with disability	Aboriginal and Torres Strait Islander	Low English proficiency	Socio educational disadvantage	Location	Size	Prescribed Circumstances Funding ⁶	Adjustments ⁷	Total Funding
Brisbane Girls Grammar School	QLD	5,762,782	24,958	19,217	18,729	120,616	0	0	0	0	5,946,302
Brisbane Independent School Incorporated	QLD	454,583	309,005	9,673	1,695	10,144	0	144,178	0	0	929,278
Bundaberg Christian College Limited	QLD	7,372,324	525,776	72,605	7,946	955,307	0	0	0	0	8,933,958
Burdekin Christian College Inc	QLD	2,454,659	108,875	262,016	1,091	575,375	527,922	187,509	0	0	4,117,447
Burnett Youth Learning Centre Ltd	QLD	841,724	1,018,249	65,922	0	362,783	2,905	175,096	0	0	2,466,679
Cairns Christian College Limited	QLD	5,130,841	157,681	104,152	5,515	509,160	773,909	0	0	0	6,681,258
Cairns Rudolf Steiner School Ltd	QLD	1,337,871	83,550	11,786	0	100,559	263,015	168,816	0	0	1,965,597
Caloundra Christian College Limited	QLD	3,756,576	437,277	57,735	0	377,538	0	120,309	0	0	4,749,435
Caloundra City School Limited	QLD	1,768,562	299,700	15,730	1,043	137,383	0	208,389	0	0	2,430,807
Calvary Temple Christian Colleges Ltd	QLD	9,112,301	583,504	227,001	26,146	1,539,703	1,452,543	0	0	0	12,941,198
Cannon Hill Anglican College Pty Ltd	QLD	8,489,326	1,719,250	12,696	1,966	161,857	0	0	0	0	10,385,095
Canterbury College Limited	QLD	13,109,455	1,203,609	78,877	9,654	1,058,644	0	0	0	0	15,460,239
Cape York Girl Academy Limited	QLD	212,420	90,233	254,904	19,118	98,032	57,473	106,872	0	-4,931	834,121
Carmichael College Ltd	QLD	5,354,026	557,290	40,213	0	670,017	0	0	0	0	6,621,546
Central Queensland Christian College Limited	QLD	1,840,260	96,226	268,124	0	464,782	69,898	202,460	0	0	2,941,750
CHBE LTD	QLD	6,228,733	150,404	175,213	6,898	1,618,590	0	0	0	0	8,179,838
Christian Community Ministries Ltd	QLD	55,381,709	5,310,065	1,261,885	341,215	10,220,617	2,379,946	1,084,921	0	0	75,980,358
CHRISTIAN OUTREACH CENTRE	QLD	35,915,181	1,991,926	196,836	22,668	2,660,631	0	0	0	0	40,787,242
Community Learning Ltd	QLD	950,517	1,530,033	278,406	0	409,673	0	193,836	0	0	3,362,465

Name	State	Base	Students with disability	Aboriginal and Torres Strait Islander	Low English proficiency	Socio educational disadvantage	Location	Size	Prescribed Circumstances Funding ⁶	Adjustments ⁷	Total Funding
Community Youth Education Options LTD	QLD	1,495,332	1,521,315	26,041	0	644,488	0	246,109	0	-3,745	3,929,540
Cooloolo Christian College Limited	QLD	4,649,845	420,980	57,348	0	708,045	0	41,814	0	0	5,878,032
Coolom Beach Christian College Ltd	QLD	3,944,304	169,237	23,986	0	271,049	0	52,566	0	0	4,461,142
Corporation of the Synod of the Diocese of Brisbane	QLD	97,852,551	6,002,531	675,315	38,962	5,913,000	20,921	0	0	0	110,503,280
DARLINGIA LTD	QLD	63,111	8,414	0	0	6,547	35,493	121,729	0	-74,218	161,076
Discovery Christian College Inc	QLD	2,429,284	202,702	30,870	0	338,203	446,209	210,852	0	0	3,658,120
Djarragun College Limited	QLD	3,780,341	796,933	4,308,305	340,230	1,744,627	574,421	227,247	0	0	11,772,104
Education For Generations Limited	QLD	512,858	69,426	18,752	1,187	51,147	0	168,982	0	0	822,352
Emmanuel College	QLD	13,465,129	1,609,882	24,090	3,400	586,000	0	191,966	0	0	15,880,467
Equipping for Life Ltd	QLD	12,071,445	8,335,651	526,663	7,001	5,202,793	0	0	0	0	26,143,553
External Senior School Limited	QLD	465,524	49,525	1,844	0	27,684	0	197,409	0	0	741,986
Faith Baptist Church Inc	QLD	868,008	158,519	14,272	0	184,424	63,096	197,844	0	0	1,486,163
FSAC LTD	QLD	17,475,400	736,840	75,380	40,636	954,142	0	0	0	0	19,282,398
GEMS Christian Education Limited	QLD	1,746,708	417,881	51,875	3,089	470,207	605,604	337,011	0	0	3,632,375
Genesis Christian College Ltd	QLD	12,025,922	979,873	60,154	2,286	814,775	0	0	0	0	13,883,010
Glasshouse Christian College Limited	QLD	10,948,973	638,691	103,395	2,310	1,535,230	0	0	0	0	13,228,599
Good Shepherd Christian School Ltd	QLD	1,075,633	187,245	2,169	3,538	105,574	0	183,908	0	0	1,558,067
Goora Gan Steiner School Inc.	QLD	517,523	18,639	4,649	0	73,060	116,209	156,354	0	0	886,434
Gulf Christian College LTD	QLD	1,052,048	167,104	597,143	94,685	485,521	913,036	181,783	0	0	3,491,320
Heights College Ltd	QLD	8,239,079	877,038	113,048	11,288	1,442,088	280,740	0	0	0	10,963,281
Hillbrook Anglican School Limited	QLD	5,500,077	789,105	17,105	0	83,200	0	0	0	0	6,389,487
Hillcrest Christian College Limited	QLD	13,604,376	576,839	84,522	6,556	614,367	0	0	0	0	14,886,660

Name	State	Base	Students with disability	Aboriginal and Torres Strait Islander	Low English proficiency	Socio educational disadvantage	Location	Size	Prescribed Circumstances Funding ⁶	Adjustments ⁷	Total Funding
Hills International College Ltd	QLD	5,443,495	407,166	35,467	2,242	842,960	0	0	0	0	6,731,330
Hinchinbrook Christian School Inc	QLD	30,124	0	0	0	0	39,730	110,135	0	0	179,989
Horizons College of Learning and Enrichment Limited	QLD	1,902,251	655,638	83,146	1,370	819,870	0	251,621	0	0	3,713,896
HUMANITAS HIGH SCHOOL LTD	QLD	231,000	202,667	0	0	28,725	0	85,952	0	0	548,344
INTERNATIONAL EDUCATION SERVICES LTD	QLD	170,478	0	0	0	5,963	0	78,484	0	0	254,925
Islamic College of Brisbane Limited	QLD	14,167,407	523,024	6,399	127,034	1,021,676	0	0	0	0	15,845,540
John Paul College Limited	QLD	12,301,135	501,687	109,857	5,207	463,604	0	0	0	0	13,381,490
Jubilee Christian College Limited	QLD	3,970,676	921,695	216,551	3,027	937,799	1,344,546	0	0	0	7,394,294
Kimberley College Ltd	QLD	7,395,958	428,649	41,626	4,581	905,795	0	0	0	0	8,776,609
King's Christian Education Limited	QLD	36,253,763	1,474,716	162,255	27,921	2,411,464	0	0	0	0	40,330,119
Koorlbyn Campus Incorporated	QLD	4,089,220	312,199	156,537	1,136	730,496	36,931	156,671	0	0	5,483,190
Kutta Mulla Gorinna Inc	QLD	717,560	135,330	376,869	0	309,269	77,859	183,286	0	0	1,800,173
LANGUAGE DISORDER AUSTRALIA LTD	QLD	1,279,593	2,969,478	12,170	1,959	551,504	0	179,602	0	0	4,994,306
Leading Educational Enterprises Ltd	QLD	6,683,363	1,655,423	42,637	1,070	539,288	0	0	0	0	8,921,781
Lighthouse Christian School Limited	QLD	4,166,382	522,189	134,369	1,111	777,756	131,797	101,851	0	0	5,835,455
Lutheran Church of Australia Queensland District	QLD	166,077,532	17,477,111	1,470,817	85,002	12,748,766	1,615,080	267,300	0	0	199,741,608
Mackay Christian Colleges Ltd	QLD	7,429,311	722,597	263,752	1,105	1,433,100	795,926	0	0	0	10,645,791
Maleny Independent School Ltd	QLD	326,018	287,420	6,719	0	54,110	0	85,926	0	0	760,193
Maridahdi Early Childhood Community	QLD	602,989	20,615	0	0	33,293	0	289,903	0	0	946,800

Name	State	Base	Students with disability	Aboriginal and Torres Strait Islander	Low English proficiency	Socio educational disadvantage	Location	Size	Prescribed Circumstances Funding ⁶	Adjustments ⁷	Total Funding
Maryborough Christian Education Foundation Ltd	QLD	12,882,798	1,423,910	300,797	2,254	2,977,953	0	0	0	0	17,587,712
Mastery Schools Australia Limited	QLD	3,522,525	3,160,114	32,795	0	1,518,208	0	210,304	0	0	8,443,946
Matthew Flinders Anglican College Limited	QLD	10,361,856	524,242	44,260	3,193	282,268	0	0	0	0	11,215,819
Mawaira Independent School Inc	QLD	384,255	100,258	5,677	0	59,153	2,041	144,318	0	0	695,702
Men of Business Australia Limited	QLD	1,686,899	1,707,922	34,572	0	727,054	0	252,775	0	0	4,409,222
MING-DE INTERNATIONAL SCHOOL TOOWOOMBA INC	QLD	207,364	63,111	0	922	11,034	0	157,984	0	0	440,415
Montessori International College Limited	QLD	2,460,946	184,523	0	1,046	92,444	0	178,365	0	0	2,917,324
Moreton Bay Birali Steiner School Association Inc.	QLD	1,144,526	280,111	14,189	0	163,927	0	190,570	0	0	1,793,323
Moreton Bay Boys College Ltd	QLD	3,375,029	707,340	19,201	2,590	100,897	0	0	0	0	4,205,057
Moreton Bay College	QLD	6,858,272	401,958	16,722	5,385	254,917	0	0	0	0	7,537,254
Moreton Bay Montessori Association Inc.	QLD	1,626,309	206,967	8,762	0	94,659	0	155,725	0	0	2,092,422
Mueller College Limited	QLD	16,838,690	1,007,976	130,757	21,561	1,447,786	0	0	0	0	19,446,770
Music Industry Community Services Limited	QLD	822,271	0	19,017	0	71,382	0	216,555	0	0	1,129,225
Nambour Christian College Ltd	QLD	11,144,234	856,640	91,436	4,515	864,230	0	0	0	0	12,961,055
Noosa Pengari Steiner School Assn Inc.	QLD	2,930,998	227,728	4,382	1,238	180,605	0	187,080	0	0	3,532,031
Northside Christian College Ltd	QLD	9,425,552	639,442	0	4,428	227,944	0	0	0	0	10,297,366
Ohana Education Ltd	QLD	3,911,478	1,399,323	60,367	1,363	1,685,847	0	259,304	0	0	7,317,682
ONESCHOOL GLOBAL QLD LTD.	QLD	2,632,860	127,894	0	0	769,484	0	216,651	0	0	3,746,889
Opus Angelorum Ltd	QLD	315,951	0	2,478	0	18,538	0	195,626	0	0	532,593

04.

Name	State	Base	Students with disability	Aboriginal and Torres Strait Islander	Low English proficiency	Socio educational disadvantage	Location	Size	Prescribed Circumstances Funding ⁶	Adjustments ⁷	Total Funding
Ormiston College Limited	QLD	10,025,920	504,608	24,018	7,782	290,751	0	0	0	0	10,853,079
Parents' National Education Union (Australia) Inc.	QLD	1,924,428	210,475	54,726	0	399,478	0	198,547	0	0	2,787,654
Parklands Christian College Limited	QLD	7,296,812	892,382	33,941	14,355	1,077,726	0	0	0	0	9,315,216
Perregian Beach Community College Ltd	QLD	3,047,994	299,957	9,142	0	268,403	0	190,955	0	0	3,816,451
Pine Community School LTD	QLD	841,060	132,094	9,164	0	72,446	0	150,303	0	0	1,205,067
Queensland Baptists Education Company Ltd	QLD	4,210,589	619,506	64,957	0	714,430	10,044	8,709	0	0	5,628,235
Queensland Education & Cultural Foundation Limited	QLD	3,647,504	400,853	16,447	18,805	550,815	0	68,425	0	0	4,702,849
Radiant Life Education Ltd	QLD	992,489	0	1,054,249	89,324	458,034	217,833	184,987	0	-72,745	2,924,171
Redlands Combined Independent College Inc.	QLD	10,934,414	1,005,692	68,878	0	691,430	0	0	0	0	12,700,414
Rivermount Education Limited	QLD	8,432,282	1,049,047	200,169	2,203	978,036	0	0	0	0	10,661,737
Rudolf Steiner Education Group Brisbane Inc.	QLD	3,357,258	356,019	15,086	0	141,839	0	8,722	0	0	3,878,924
Saint Stephen's College Limited	QLD	9,118,553	731,244	25,447	9,445	444,047	0	0	0	0	10,328,736
Searchlight Education Springfield	QLD	3,211,982	73,361	3,050,141	289,078	1,482,329	0	195,419	0	0	8,302,310
Seventh-Day Adventist Schools (Northern Australia) Limited	QLD	3,796,672	241,527	421,135	0	617,840	505,416	581,610	0	0	6,164,200
Seventh-Day Adventist Schools (South Queensland) Limited	QLD	22,744,541	1,952,977	176,647	20,073	2,173,844	0	942,545	0	0	28,010,627
Sheldon College	QLD	10,061,717	365,810	28,599	2,511	379,793	0	0	0	0	10,838,430
Silver Lining Foundation Australia Limited	QLD	1,410,568	1,529,992	1,665,437	126,951	650,977	538,660	543,164	0	-526,820	5,938,929
Sinai College	QLD	262,130	8,045	5,067	0	2,672	0	151,040	0	-5,583	423,371
Somerset College Limited	QLD	11,265,884	259,299	17,022	0	165,285	0	0	0	0	11,707,490

Name	State	Base	Students with disability	Aboriginal and Torres Strait Islander	Low English proficiency	Socio educational disadvantage	Location	Size	Prescribed Circumstances Funding ⁶	Adjustments ⁷	Total Funding
St Aidan's School Council Limited	QLD	3,269,343	403,758	12,179	5,678	108,846	0	0	0	0	3,799,804
St Margaret's School Council Limited	QLD	5,335,347	1,032,237	180,647	8,536	270,739	0	0	0	0	6,827,506
St Michael's College	QLD	3,094,000	311,983	23,026	0	377,497	0	0	0	0	3,806,506
St Philomena School Limited	QLD	2,434,300	22,405	0	0	215,461	0	195,900	0	0	2,868,066
Tamborine Mountain College Limited	QLD	4,586,868	207,523	27,176	0	431,231	0	15,233	0	0	5,268,031
TEC-NQ Limited	QLD	3,388,920	3,976	152,633	1,243	820,366	534,322	241,946	0	0	5,143,406
The Association for Parent Controlled Christian Schools At Brisbane	QLD	10,889,983	675,002	43,045	32,176	900,418	0	0	0	0	12,540,624
The Baptist Union of Queensland- Community Services Group	QLD	7,101,191	3,442,411	2,092,799	153,332	3,111,720	396,216	899,731	30,000	0	17,227,400
The BUSY School Ltd	QLD	5,790,848	1,238,738	304,019	2,954	2,495,855	805,817	252,775	0	0	10,891,006
The Cathedral School of St Anne and St James Limited	QLD	8,063,266	281,330	217,199	6,257	503,302	1,813,551	0	0	0	10,884,905
THE CORPORATION OF THE ROMAN CATHOLIC BISHOPS OF QUEENSLAND	QLD	1,380,892,735	180,351,120	33,433,650	1,385,944	164,957,658	78,466,819	23,270,766	50,000	-75,285	1,862,733,407
The Montessori School Limited	QLD	1,385,878	376,320	0	0	11,887	0	150,040	0	0	1,924,125
The Presbyterian and Methodist Schools Association	QLD	22,206,676	2,664,136	145,151	17,319	862,177	0	219,304	0	0	26,114,763
The Presbyterian Church of Queensland	QLD	6,138,389	326,292	70,259	0	317,861	0	0	0	0	6,852,801
The Rainforest School	QLD	207,364	4,207	2,441	0	43,006	99,686	157,984	0	0	514,688
The School of Total Education	QLD	951,819	104,828	33,508	0	135,978	13,455	198,198	0	0	1,437,786
The Spot Academy LTD	QLD	1,183,347	700,441	33,509	0	510,022	0	238,732	0	0	2,666,051
The Uniting Church In Australia Property Trust (Q)	QLD	21,184,813	1,828,177	233,178	13,296	1,543,990	60,376	137,180	0	0	25,001,010

04.

Name	State	Base	Students with disability	Aboriginal and Torres Strait Islander	Low English proficiency	Socio educational disadvantage	Location	Size	Prescribed Circumstances Funding ⁶	Adjustments ⁷	Total Funding
THE VILLAGE SCHOOL GOLD COAST LTD	QLD	381,519	0	2,222	890	19,325	0	156,973	0	0	560,929
Toogoolawa Schools Limited	QLD	1,293,511	1,355,006	55,752	0	557,503	0	215,970	0	0	3,477,742
Toowoomba Christian College Limited	QLD	6,847,384	332,204	33,618	0	644,240	0	0	0	0	7,857,446
Toowoomba Christian Parent Controlled Day School Assoc.	QLD	1,075,524	106,181	14,644	3,419	135,288	0	154,478	0	0	1,489,534
Townsville Christian College Limited	QLD	3,450,970	41,801	1,988,404	14,763	1,187,875	522,637	85,366	0	0	7,291,816
Townsville Christian Education Association Limited	QLD	5,610,078	335,564	35,874	22,261	425,207	891,316	0	0	0	7,320,300
Townsville Grammar School	QLD	8,544,727	595,335	114,549	6,639	444,120	2,269,660	0	0	0	11,975,030
Townsville Independent School Association Inc.	QLD	487,483	138,806	7,593	0	41,886	93,825	156,810	0	0	926,403
Transformed Futures LTD	QLD	264,365	655,624	7,434	0	113,942	0	67,874	0	0	1,109,239
Trinity Anglican School Limited	QLD	7,374,626	376,218	93,261	4,746	412,748	1,543,418	0	0	0	9,805,017
Trinity College Gladstone Ltd	QLD	5,093,893	621,002	104,524	4,683	788,669	292,135	0	0	0	6,904,906
Wadja Wadja Aboriginal Corporation for Education	QLD	626,327	7,951	751,593	56,369	289,811	343,798	241,851	0	-31,111	2,286,589
Whitsunday Anglican School Limited	QLD	6,155,836	472,217	44,245	6,474	553,990	1,096,999	0	0	0	8,329,761
Yarranlea Limited	QLD	401,640	4,098	0	0	2,611	0	153,890	0	0	562,239
Y-CARE (South-East Queensland) Inc.	QLD	9,120,701	6,123,950	913,898	5,041	3,931,023	0	1,218,621	0	-62,352	21,250,882
Annesley College	SA	1,658,584	138,278	1,902	0	25,137	0	54,220	0	0	1,878,121
Bethany Christian School Inc	SA	4,800,162	645,936	31,176	34,561	929,789	0	0	0	0	6,441,624
Cedar College INC	SA	8,043,408	548,112	11,352	12,167	616,255	0	0	0	0	9,231,294
Copper Triangle Christian School Association Inc	SA	2,992,282	337,199	46,427	0	609,224	476,584	191,021	0	0	4,652,737
Dara Village Incorporated	SA	568,155	400,775	10,375	0	4,545	0	158,853	0	-8,763	1,133,940

Name	State	Base	Students with disability	Aboriginal and Torres Strait Islander	Low English proficiency	Socio educational disadvantage	Location	Size	Prescribed Circumstances Funding ⁶	Adjustments ⁷	Total Funding
Domino Servite College Incorporated	SA	523,955	28,951	0	1,141	162,037	0	185,146	0	0	901,230
Emmaus Christian College Inc	SA	8,534,302	563,102	4,455	5,521	279,060	0	0	0	0	9,386,440
Garden College	SA	2,885,739	71,433	0	76,953	415,773	0	177,215	0	0	3,627,113
Heritage College Inc	SA	3,636,915	248,470	4,372	0	448,809	0	122,209	0	0	4,460,775
Hope Christian College Inc	SA	8,916,544	346,062	32,806	121,859	2,113,503	0	0	0	0	11,530,774
IORA Islamic College of South Australia Limited	SA	3,030,390	89,395	0	59,227	286,614	0	193,214	0	-755,371	2,903,469
King's Baptist Grammar School Incorporated	SA	9,759,107	594,295	18,008	6,533	616,771	0	0	0	0	10,994,714
Lutheran Education South Australia Northern Territory and Western Australia Incorporated	SA	131,907,192	15,071,160	4,720,557	408,214	15,379,408	8,278,977	2,529,361	0	-56,896	178,237,973
Mid North Christian College Association Incorporated	SA	2,191,689	209,221	30,920	3,360	474,913	283,672	196,800	0	0	3,390,575
Mount Barker Waldorf School, A School For Rudolf Steiner Education Incorporated	SA	3,196,023	310,122	13,727	0	179,071	0	183,311	0	0	3,882,254
Muirden College Pty Ltd	SA	1,023,041	31,004	3,244	3,372	49,412	0	235,814	0	0	1,345,887
Multi Cultural Youth Education Support Services Limited	SA	7,866,777	517,882	0	134,435	698,420	0	0	0	0	9,217,514
Ngutu College Ltd	SA	1,545,075	1,242,355	382,526	4,034	293,882	0	172,948	0	-32,328	3,608,492
OneSchool Global SA Incorporated	SA	656,497	41,905	0	0	218,215	0	212,158	0	0	1,128,775
Pedare Christian College Inc	SA	9,348,811	166,368	24,248	5,946	713,190	0	0	0	0	10,258,563
Pembroke School Incorporated	SA	7,530,997	1,383,239	37,626	13,150	176,217	0	0	0	0	9,141,229
Pilgrim School Inc	SA	1,334,963	148,140	1,975	0	49,421	0	150,921	0	0	1,685,420
Playford College Ltd	SA	5,130,117	276,227	0	229,317	1,580,852	0	0	0	0	7,216,513
Portside Christian College Inc	SA	6,041,298	480,153	22,483	2,306	553,321	0	0	0	0	7,099,561

04.

Name	State	Base	Students with disability	Aboriginal and Torres Strait Islander	Low English proficiency	Socio educational disadvantage	Location	Size	Prescribed Circumstances Funding ⁶	Adjustments ⁷	Total Funding
Prince Alfred College	SA	5,763,729	935,079	63,053	1,381	237,762	0	0	0	0	7,001,004
Pultney Grammar School Inc	SA	4,483,995	639,236	0	6,493	95,167	0	0	0	0	5,224,891
Riverland Christian School Inc	SA	798,029	207,981	7,569	0	91,603	240,824	191,618	0	0	1,537,624
Scotch College Incorporated	SA	5,252,609	1,160,671	34,085	1,701	248,672	0	0	0	0	6,697,738
SEDA College SA Limited	SA	1,823,664	357,522	49,756	1,237	303,932	0	249,612	0	0	2,785,723
Seventh-Day Adventist Schools (South Australia) Limited	SA	14,037,436	1,774,344	80,230	51,579	1,628,070	0	238,259	0	0	17,809,918
Seymour College Inc	SA	3,467,612	411,452	47,283	0	140,212	0	0	0	0	4,066,559
South Australian Anglican Schools System Incorporated	SA	44,131,425	3,838,146	239,622	77,309	6,108,206	0	0	0	0	54,394,708
South Australian Commission for Catholic Schools Inc	SA	451,400,709	70,537,452	3,055,732	1,711,451	60,115,895	12,050,289	7,888,349	50,000	-2,105,348	604,704,529
Southern Montessori Education Centre Incorporated	SA	1,857,576	122,494	6,693	0	90,045	0	173,277	0	0	2,250,085
Southern Vales Christian College Inc	SA	5,382,027	355,407	24,199	0	592,220	0	0	0	0	6,353,853
Specialised Assistance School for Youth (SASY) Ltd	SA	2,877,717	2,587,941	69,263	0	1,240,296	0	287,476	0	0	7,062,693
St Andrews School Inc	SA	2,630,356	104,721	1,913	0	18,910	0	0	0	0	2,755,900
ST DOMINIC'S PRIORITY COLLEGE LTD	SA	6,367,338	120,713	9,525	30,418	423,884	0	0	0	-8,614	6,943,264
St George College Inc	SA	3,047,722	212,829	2,136	17,985	328,982	0	188,544	50,000	-14,647	3,833,551
St John's Grammar School Inc	SA	5,510,884	1,283,401	9,345	4,510	139,603	0	0	0	0	6,947,743
St Peter's Collegiate Girls School Inc	SA	4,077,108	630,228	2,713	5,381	58,316	0	0	0	-2,751	4,770,995
St Peter's Woodlands Grammar School Inc	SA	3,785,528	813,072	2,007	0	114,054	0	0	0	0	4,714,661

Name	State	Base	Students with disability	Aboriginal and Torres Strait Islander	Low English proficiency	Socio educational disadvantage	Location	Size	Prescribed Circumstances Funding ⁶	Adjustments ⁷	Total Funding
St. Spyridon's Greek Orthodox Community INC	SA	421,574	27,262	2,033	912	17,693	0	146,238	0	0	615,712
Suneden Specialist School Incorporated	SA	719,136	1,884,714	4,902	0	309,948	0	196,639	0	0	3,115,339
Sunrise Christian School	SA	7,114,990	893,797	16,175	11,359	475,995	293,094	824,465	0	0	9,629,875
Sunrise Christian School Whyalla	SA	2,430,203	295,330	16,934	6,670	327,273	310,497	180,676	0	0	3,567,583
Temple Christian College Inc	SA	11,761,728	388,670	36,342	108,861	1,493,440	0	0	0	0	13,789,041
The Anglican Church of Australia Collegiate School of Saint Peter	SA	6,412,311	970,919	17,274	6,812	304,624	0	0	0	0	7,711,940
The Hills Christian Community School Inc	SA	4,946,358	582,653	4,198	0	377,443	0	0	0	0	5,910,652
The Hills Montessori School Inc	SA	1,314,179	322,776	0	0	43,050	0	171,961	0	0	1,851,966
Torrens Valley Association for Christian Education Inc	SA	5,662,604	680,505	23,427	4,240	383,426	0	0	0	0	6,754,202
Tyndale Christian School - Murray Bridge Incorporated	SA	2,365,279	1,345,291	94,713	0	709,938	0	190,165	0	-45,323	4,660,063
Tyndale Christian School - Strathalbyn Incorporated	SA	3,502,032	651,611	24,852	2,218	614,037	0	147,908	0	0	4,942,658
Tyndale Christian School Inc	SA	14,537,046	2,982,414	58,153	103,820	2,284,159	0	0	0	0	19,965,592
University Senior College at Adelaide University Incorporated	SA	4,220,803	120,365	0	8,477	324,441	0	244,127	0	0	4,918,213
Wakefield Regional Christian School Association Incorporated	SA	4,634,202	664,960	50,296	0	910,606	237,548	47,249	0	0	6,544,861
Walford Anglican School for Girls Inc	SA	1,846,528	204,573	8,024	5,818	78,647	0	242,965	0	0	2,386,555
Westminster School	SA	8,102,511	857,960	68,767	0	375,974	0	0	0	0	9,405,212
Wilderness School Ltd	SA	4,434,426	472,231	14,165	8,396	133,267	0	0	0	0	5,062,485
Willunga Waldorf School	SA	3,488,008	267,748	6,709	0	239,115	0	152,481	0	0	4,154,061
Woodcroft College Inc	SA	11,893,572	449,015	15,312	2,443	1,057,214	0	0	0	0	13,417,556

04.

Name	State	Base	Students with disability	Aboriginal and Torres Strait Islander	Low English proficiency	Socio educational disadvantage	Location	Size	Prescribed Circumstances Funding ⁶	Adjustments ⁷	Total Funding
Youthinc Incorporated	SA	1,296,646	778,743	32,561	0	558,854	0	252,775	0	0	2,919,579
Catholic Education Centre	TAS	146,999,243	20,622,821	5,198,215	250,789	23,250,997	13,766,773	3,347,180	0	0	213,436,018
Christian Schools Tasmania	TAS	10,192,697	1,102,292	278,948	11,254	1,258,920	751,466	528,535	0	0	14,124,112
Circular Head Christian Schools Inc	TAS	2,169,019	237,755	409,575	0	549,193	614,769	199,849	0	0	4,180,160
CityLight Church	TAS	2,880,327	166,609	64,285	2,369	254,299	202,853	101,886	0	0	3,672,628
Devonport Christian School Inc	TAS	2,058,160	202,041	68,053	0	278,114	237,666	106,917	0	0	2,950,951
Fahan School	TAS	2,356,823	163,104	17,076	4,340	64,083	285,341	170,770	0	0	3,061,537
Free Reformed School Association (INC) TAS	TAS	1,072,315	12,029	0	0	87,210	81,439	182,202	0	0	1,435,195
Fusion Australia LTD	TAS	142,364	337,015	23,473	0	61,359	33,943	69,046	0	0	667,200
Geneva Fellowship Inc.	TAS	2,787,716	177,968	48,815	0	446,068	338,841	199,366	0	0	3,998,774
Giant Steps Tasmania	TAS	440,115	1,006,393	11,567	0	189,690	79,745	168,108	0	0	1,895,618
Huon Valley Independent School Association Inc	TAS	928,001	137,247	10,184	0	49,687	155,163	183,211	0	0	1,463,493
Hutchins School Board of Management	TAS	5,999,701	695,920	21,753	2,198	190,110	710,390	0	0	0	7,620,072
Launceston Christian School Inc.	TAS	6,381,299	482,651	6,753	6,212	537,263	428,228	0	0	0	7,842,406
Leighland Christian Parent Controlled School Association Incorporated	TAS	5,819,104	874,140	150,826	1,035	834,025	704,040	0	0	0	8,383,170
Newstead Christian School Inc	TAS	980,418	211,304	0	0	104,310	75,089	177,211	0	0	1,548,332
Northern Tasmania Steiner Association Inc.	TAS	737,884	110,487	6,904	0	68,666	57,732	153,927	0	0	1,135,600
OneSchool Global TAS Ltd	TAS	1,164,599	107,681	0	0	366,600	92,767	216,158	0	0	1,947,805
Scotch Oakburn College Inc.	TAS	9,001,861	1,372,440	49,723	6,357	416,368	837,510	0	0	0	11,684,259
Seventh-Day Adventist Schools (Tasmania) Limited	TAS	3,150,595	305,736	77,186	25,667	418,126	314,672	378,662	0	0	4,670,644
SOUTHERN CHRISTIAN COLLEGE LTD	TAS	713,804	104,435	20,161	786	42,741	53,748	81,851	0	0	1,017,526

Name	State	Base	Students with disability	Aboriginal and Torres Strait Islander	Low English proficiency	Socio educational disadvantage	Location	Size	Prescribed Circumstances Funding ⁶	Adjustments ⁷	Total Funding
St. Michael's Collegiate School Board	TAS	4,599,984	523,999	47,394	0	185,638	496,790	0	0	304	5,854,109
Tarremah Steiner School Foundation Inc.	TAS	2,034,156	346,619	11,311	1,003	41,832	154,210	178,334	0	0	2,767,465
The Board of Management, Launceston Church Grammar School	TAS	6,535,604	588,480	53,283	3,956	382,279	586,216	0	0	0	8,149,818
The Cottage School Inc.	TAS	570,165	84,687	0	0	20,849	52,005	152,116	0	0	879,822
The Friends School Incorporated	TAS	7,738,636	645,925	34,051	1,202	235,407	923,014	0	0	0	9,578,235
The Lambert School Inc	TAS	471,813	151,743	27,245	0	69,557	42,854	173,395	0	0	936,607
The Launceston Preparatory School Inc.	TAS	939,678	66,425	0	0	19,985	77,411	161,164	0	0	1,264,663
Adass Israel School Inc	VIC	4,045,098	940,046	0	242,571	1,681,228	0	87,224	0	0	6,996,167
Advance College of Education Incorporated	VIC	774,616	888,965	17,174	0	333,860	0	162,304	0	0	2,176,919
AFC SCHOOLS (VICTORIA) LIMITED	VIC	14,890,861	2,132,819	0	145,765	1,086,656	0	0	0	0	18,256,101
Aitken College Limited	VIC	13,088,451	744,902	7,346	39,278	893,800	0	0	0	0	14,773,777
Al Iman College Ltd	VIC	8,076,160	493,831	0	170,497	868,113	0	0	0	-167,807	9,440,794
Al Siraat College Inc.	VIC	11,173,163	875,221	0	163,377	1,097,355	0	0	0	0	13,309,116
Albury Wodonga Community College Limited	VIC	17,869,236	13,242,740	839,889	6,993	7,701,642	287,629	1,339,628	0	-418,912	40,868,845
Alia College Limited	VIC	863,495	141,929	3,952	0	22,228	0	195,168	0	0	1,226,772
Alphington Grammar School	VIC	3,303,328	857,607	2,212	7,223	92,726	0	57,294	0	0	4,320,390
Andale School Inc	VIC	224,063	667,774	0	0	96,572	0	124,816	0	0	1,113,225
Anglican Diocesan Commission (Diocese of Melbourne) Ltd	VIC	19,255,996	1,398,094	2,214	29,176	877,394	0	0	0	0	21,562,874
Association for Christian Education Mount Evelyn Inc	VIC	6,908,686	2,263,129	11,456	27,635	618,863	0	0	0	0	9,829,769
Association for Christian Education of Dandenong	VIC	7,392,022	995,799	0	16,982	341,807	0	0	0	0	8,746,610

Name	State	Base	Students with disability	Aboriginal and Torres Strait Islander	Low English proficiency	Socio educational disadvantage	Location	Size	Prescribed Circumstances Funding ⁶	Adjustments ⁷	Total Funding
Association for Christian Education of Frankston Incorporated	VIC	4,893,589	409,268	4,542	1,119	415,915	0	6,844	0	0	5,731,277
Australian International Academy of Education Inc	VIC	17,249,069	1,528,770	0	165,208	1,552,194	0	0	0	0	20,495,241
Bairnsdale Christian Community School Inc	VIC	520,787	443,124	2,252	0	61,953	87,098	178,716	0	0	1,293,930
Ballaarat Christian College	VIC	3,039,420	685,258	9,633	26,680	353,766	0	206,776	0	0	4,321,533
Ballaarat Steiner School & Kindergarten Inc.	VIC	795,377	359,072	9,356	0	39,482	0	151,493	0	0	1,354,780
Beaconhills Christian College Limited	VIC	23,422,574	1,356,609	33,922	19,819	1,917,619	0	0	0	0	26,750,543
Beechworth Montessori Children's Group Inc	VIC	808,924	187,898	4,183	0	25,376	28,446	149,208	0	0	1,204,035
Beis Efraim College Limited	VIC	1,637,998	232,575	0	103,158	738,286	0	185,156	0	0	2,897,173
Belgrave Heights Christian School of Presbyterian Church Vic Inc	VIC	6,653,207	1,095,911	2,281	0	547,192	0	0	0	0	8,298,591
Berengarra School Ltd	VIC	906,659	2,038,453	8,442	0	390,771	0	186,079	0	0	3,530,404
Berry Street Victoria Incorporated	VIC	2,261,475	5,608,458	182,319	0	974,696	0	234,067	0	0	9,261,015
Bialik College Limited	VIC	2,356,630	1,138,938	0	4,538	58,028	0	0	0	0	3,558,134
Billanook College Limited	VIC	5,714,054	569,979	8,141	2,593	409,853	0	0	0	0	6,704,620
Blyton Pty Ltd	VIC	3,370,251	440,126	9,379	0	71,739	0	206,303	0	0	4,097,798
Brighton Grammar School	VIC	4,004,619	852,645	27,525	0	366,419	0	0	0	0	5,251,208
Brotherhood of St Laurence	VIC	1,472,437	2,701,618	18,223	0	634,620	0	244,344	0	0	5,071,242
Camberwell Anglican Girls Grammar School	VIC	4,205,844	188,587	21,441	5,638	45,315	0	0	0	0	4,466,825
Capability Building Inc	VIC	251,437	291,667	0	0	108,369	7,194	73,416	0	0	732,083
Carey Baptist Grammar School Limited	VIC	7,108,953	1,323,923	0	18,483	189,290	0	0	0	0	8,640,649
Castlemaine Steiner School Ltd	VIC	1,151,004	254,145	6,999	0	33,149	0	177,705	0	0	1,623,002

Name	State	Base	Students with disability	Aboriginal and Torres Strait Islander	Low English proficiency	Socio educational disadvantage	Location	Size	Prescribed Circumstances Funding ⁶	Adjustments ⁷	Total Funding
Catholic Education Commission of Victoria Limited	VIC	1,855,575,096	328,723,875	6,264,991	7,510,366	222,402,716	16,685,149	39,775,838	100,000	-5,987,439	2,471,050,592
Caulfield Grammar School	VIC	14,309,382	2,644,006	20,872	27,594	589,355	0	0	0	-602,787	16,988,422
Chairo Parent Governed Christian Education Limited	VIC	15,493,503	2,451,754	22,685	20,141	1,624,383	0	0	0	0	19,612,466
Cheder Levi Yitzchok Inc.	VIC	1,306,573	320,884	0	8,289	107,382	0	177,264	0	0	1,920,392
Child & Family Care Network Inc	VIC	158,525	494,599	0	0	68,325	0	147,062	0	0	868,511
Christ Church Grammar School	VIC	896,665	222,903	3,273	0	3,592	0	32,365	0	0	1,158,798
Christadelphian Heritage College Melbourne	VIC	841,082	636,678	4,606	0	112,873	0	179,861	0	0	1,775,100
CHRISTIAN COLLEGE GEELONG	VIC	15,966,907	1,367,771	42,153	16,938	1,037,402	0	0	0	0	18,431,171
Christian Resource Ministries Inc.	VIC	6,310,740	594,975	2,043	14,221	155,070	0	0	0	0	7,077,049
Cire Services Incorporated	VIC	4,691,706	6,793,272	29,410	1,361	2,022,125	0	258,664	0	0	13,796,538
Community College Gippsland LTD	VIC	1,940,634	1,812,590	29,854	0	836,413	0	235,876	0	0	4,855,367
Cornish College	VIC	4,096,895	1,003,680	5,197	1,240	226,517	0	0	0	0	5,333,529
Creek Street Christian Fellowship	VIC	3,238,775	353,976	2,228	4,606	258,849	0	196,174	0	0	4,054,608
Crest Education Ltd	VIC	16,779,808	3,049,373	4,444	14,574	879,425	0	0	0	0	20,727,624
Dandenong Ranges Steiner School Inc	VIC	1,247,128	373,369	4,117	2,080	69,743	0	151,759	0	0	1,848,196
Darul Ulum College of Victoria	VIC	12,557,777	1,590,627	0	149,717	1,762,892	0	0	0	0	16,061,013
Daylesford Dharma School Inc.	VIC	306,289	57,174	0	0	28,546	2,821	153,346	0	0	548,176
Deutsche Schule Melbourne Inc.	VIC	629,913	25,372	0	971	2,803	0	158,782	0	0	817,841
DJERRAWARRH EMPLOYMENT & EDUCATION SERVICES INC.	VIC	547,613	547,801	2,807	0	236,021	0	120,536	0	0	1,454,778

Name	State	Base	Students with disability	Aboriginal and Torres Strait Islander	Low English proficiency	Socio educational disadvantage	Location	Size	Prescribed Circumstances Funding ⁶	Adjustments ⁷	Total Funding
Donvale Christian College	VIC	11,823,835	2,123,787	13,168	4,272	161,222	0	0	0	0	14,126,284
East Gippsland Steiner Education Group Inc.	VIC	417,004	143,654	2,141	0	48,908	66,414	152,869	0	0	830,990
East Preston Islamic College Limited	VIC	7,182,665	401,328	0	254,267	1,549,434	0	0	0	0	9,387,694
Ecumenical Schools Australia	VIC	164,713,900	17,382,677	351,245	92,306	8,699,441	1,501,586	810,729	0	0	193,551,884
Eltham College	VIC	3,218,056	915,009	11,287	1,306	137,991	0	3,491	0	0	4,287,140
Erasmus School	VIC	563,368	239,159	0	0	1,201	0	146,759	0	0	950,487
Fintona Girls' School	VIC	2,075,725	143,674	0	0	36,846	0	121,712	0	0	2,377,957
Firbank Grammar School	VIC	2,891,573	1,172,465	36,550	69,687	187,666	0	0	0	0	4,357,941
Fitra Community School Limited	VIC	350,336	4,207	0	1,026	10,334	0	157,984	0	0	523,887
Fitzroy Community School Co-Operative Ltd	VIC	622,479	42,211	0	0	2,596	0	145,349	0	0	812,635
Flinders Christian Community College Inc	VIC	13,262,882	3,537,906	17,186	6,659	1,041,068	0	0	0	0	17,865,701
Frank Dando Sports Academy Association Ltd	VIC	333,012	849,942	0	0	143,528	0	84,683	0	0	1,411,165
Freshwater Creek Steiner School Association Incorporated	VIC	1,115,747	189,960	6,549	3,075	46,972	0	153,946	0	0	1,516,249
Gandel Besen House Limited	VIC	541,636	455,783	0	0	23,613	0	104,559	0	0	1,125,591
Geelong Baptist College Inc	VIC	3,702,298	283,776	18,202	5,965	549,868	0	219,614	0	0	4,779,723
Geelong Christian Education Association	VIC	6,917,103	1,022,662	34,484	13,296	680,200	0	0	0	0	8,667,745
Geelong Grammar School	VIC	6,036,778	1,053,084	66,039	8,433	226,985	0	0	0	0	7,391,319
Ghilgai School Ltd	VIC	461,345	47,843	0	0	34,380	0	149,706	0	0	693,274
Giant Steps Melbourne Limited	VIC	413,236	1,147,601	0	0	178,105	0	138,002	0	0	1,876,944
Girton Grammar School Ltd	VIC	8,351,436	1,563,569	39,128	1,432	365,095	0	0	0	0	10,320,660
Gisborne Montessori School Limited	VIC	805,343	692,152	0	0	55,429	0	167,353	0	-54,987	1,665,290

Name	State	Base	Students with disability	Aboriginal and Torres Strait Islander	Low English proficiency	Socio educational disadvantage	Location	Size	Prescribed Circumstances Funding ⁶	Adjustments ⁷	Total Funding
Glenroy Private Ltd	VIC	4,017,504	0	0	139,497	911,741	0	0	0	0	5,068,742
Grace Christian College Co-operative Ltd	VIC	1,368,783	175,267	4,841	5,673	163,770	0	208,702	0	0	1,927,036
Haileybury	VIC	28,201,851	1,988,441	34,553	36,974	544,857	0	0	0	0	30,806,676
Heathdale Christian College Limited	VIC	17,289,737	964,872	15,454	27,847	418,556	0	0	0	0	18,716,466
Hester Hornbrook Academy Ltd	VIC	4,488,193	7,881,408	89,611	29,353	1,934,411	0	235,301	0	0	14,658,277
Ilim College	VIC	25,548,115	2,005,766	8,864	261,727	3,670,765	0	0	0	0	31,495,237
Kamaruka Inc	VIC	372,828	1,005,425	0	0	160,689	0	110,832	0	0	1,649,774
Kardinia International College (Geelong) Ltd	VIC	14,809,704	853,185	5,656	0	452,102	0	0	0	0	16,120,647
Kerang Christian Community School Limited	VIC	1,398,952	143,818	13,315	0	250,023	217,346	207,877	0	0	2,231,331
Kilvington Grammar School Limited	VIC	4,112,612	650,955	0	11,590	74,503	0	0	0	0	4,849,660
Kingswood College Ltd	VIC	3,252,940	1,030,832	26,204	2,031	84,541	0	40,319	0	0	4,436,867
Koonwarra Village School Limited	VIC	560,865	73,563	0	0	39,213	40,577	155,016	0	0	869,234
Korowa Anglican Girls' School	VIC	2,757,945	544,327	0	4,487	35,620	0	0	0	0	3,342,379
Lauriston Girls' School	VIC	2,217,660	697,735	7,671	0	38,589	0	0	0	0	2,961,655
Life Ministry Centre Ltd	VIC	6,582,276	1,139,723	14,090	26,366	261,004	0	0	0	0	8,023,459
Lighthouse Christian College Cranbourne Inc	VIC	10,032,470	47,713	0	80,372	595,812	0	0	0	0	10,756,367
Lighthouse Christian College Incorporated	VIC	8,291,422	487,587	11,266	55,000	572,607	0	0	0	0	9,417,882
Little Yarra Steiner School Limited	VIC	2,272,481	166,654	7,082	2,273	187,857	0	200,394	0	-9,958	2,826,783
Lowther Hall Anglican Grammar School	VIC	4,983,533	386,063	3,051	7,728	134,199	0	0	0	0	5,514,574
Lutheran Church of Australia Victorian District	VIC	74,217,106	9,488,811	340,017	148,958	6,092,200	2,725,472	1,734,548	0	0	94,747,112
Lyebird College Limited	VIC	122,782	375,024	0	0	52,919	0	92,005	0	0	642,730
Maharishi School Ltd	VIC	448,588	123,858	22,284	875	27,852	0	151,185	0	0	774,642

Name	State	Base	Students with disability	Aboriginal and Torres Strait Islander	Low English proficiency	Socio educational disadvantage	Location	Size	Prescribed Circumstances Funding ⁶	Adjustments ⁷	Total Funding
Mansfield Autism Statewide Services	VIC	312,808	822,427	7,697	0	134,820	44,997	120,312	0	0	1,443,061
MANSFIELD RUDOLF STEINER SCHOOL AND KINGERGARTEN INC	VIC	1,711,993	244,623	0	0	123,270	216,585	182,559	0	-20,675	2,458,355
Melbourne Girls Grammar - An Anglican School	VIC	2,979,021	954,056	21,107	0	76,247	0	0	0	0	4,030,431
Melbourne Grammar School	VIC	5,667,394	755,894	49,083	1,417	143,882	0	0	0	0	6,617,670
Melbourne Indigenous Transition School	VIC	279,077	0	334,892	25,117	128,794	0	70,754	0	0	838,634
Melbourne Montessori School Limited	VIC	1,339,615	174,044	0	3,112	54,459	0	164,369	0	0	1,735,599
Melton Christian Centre Limited	VIC	9,212,654	1,565,913	11,198	41,047	1,039,687	0	0	0	0	11,870,499
Mentone Girls' Grammar School	VIC	3,297,645	573,498	2,840	1,410	83,772	0	0	0	0	3,959,165
Mentone Grammar School	VIC	9,470,948	1,239,142	25,240	10,612	502,891	0	0	0	-14,571	11,234,262
Mercy Education Limited	VIC	20,151,402	1,841,404	125,268	11,884	1,665,980	0	0	0	-10,913	23,785,025
Methodist Ladies' College Limited	VIC	5,736,379	1,983,926	35,734	12,620	132,405	0	0	0	0	7,901,064
Mildura Christian College	VIC	918,391	114,788	16,960	2,266	147,974	132,979	188,464	0	0	1,521,822
Minaret College Inc	VIC	23,597,089	390,264	0	717,613	4,236,736	0	0	0	0	28,941,702
Mooroolbark Grammar Association Inc	VIC	343,273	260,316	7,867	0	57,100	0	150,379	0	0	818,935
Mount Hira College	VIC	7,215,162	637,765	0	144,303	1,458,353	0	0	0	0	9,455,583
Mount Scopus Memorial College Limited	VIC	2,927,747	1,365,718	0	0	86,411	0	0	0	0	4,379,876
Mountain District Community College Limited	VIC	654,618	631,328	0	1,362	282,140	0	140,430	0	0	1,709,878
Mountain District Parent Controlled Christian School Association	VIC	1,581,707	190,445	7,247	0	149,897	0	206,151	0	0	2,135,447
Muhammadiyah Australia College Limited	VIC	423,744	221,790	0	0	28,641	0	157,984	0	0	832,159
My College Ltd	VIC	1,244,186	65,114	2,076	42,164	341,886	0	157,984	0	0	1,853,410

Name	State	Base	Students with disability	Aboriginal and Torres Strait Islander	Low English proficiency	Socio educational disadvantage	Location	Size	Prescribed Circumstances Funding ⁶	Adjustments ⁷	Total Funding
North-Eastern Montessori School Association	VIC	532,891	443,950	2,003	0	10,990	0	148,586	0	0	1,138,420
Northside Christian College Inc.	VIC	5,060,066	797,140	2,175	7,647	247,371	0	0	0	0	6,114,399
ONESCHOOL GLOBAL VIC LTD	VIC	4,672,407	681,429	0	0	1,670,547	0	9,591	0	0	7,033,974
Overnewton Anglican Community College Limited	VIC	16,258,616	1,657,296	27,008	13,147	873,601	0	0	0	0	18,829,668
Ozford College Pty Ltd	VIC	13,303	0	0	0	472	0	24,732	0	0	38,507
PARED VICTORIA LTD	VIC	1,816,276	275,894	2,102	0	45,757	0	323,054	0	0	2,463,083
Penleigh and Essendon Grammar School	VIC	18,115,707	573,790	6,701	16,633	521,014	0	0	0	0	19,233,845
Phillip Island Village School Ltd	VIC	330,047	132,298	2,265	0	27,834	29,561	157,157	0	0	679,162
Plenty River College Incorporated	VIC	503,552	760,238	2,833	0	217,031	0	112,344	0	0	1,595,998
Plenty Valley Christian Education Limited	VIC	6,588,399	472,281	6,752	0	357,599	0	0	0	0	7,425,031
Prace Inc	VIC	954,859	1,295,906	58,581	1,404	411,544	0	196,667	0	0	2,918,961
Presbyterian Ladies' College	VIC	8,647,803	521,490	10,876	10,416	54,677	0	0	0	0	9,245,262
Preskil - the Margaret Lyttle Memorial School	VIC	1,056,626	923,201	4,548	2,114	22,780	0	206,501	0	0	2,215,770
R. Steiner School Co. Ltd.	VIC	4,030,828	216,000	4,369	1,088	185,066	0	78,554	0	0	4,515,905
Reachout Enterprises Ltd	VIC	298,786	14,630	0	0	42,723	0	124,419	0	-79,221	401,337
Red Rock Christian College Inc	VIC	1,708,315	323,730	4,531	0	153,145	0	193,171	0	0	2,382,892
River City Christian College	VIC	534,804	59,387	20,036	0	173,846	16,822	190,731	0	0	995,626
Rosbourne School	VIC	1,533,036	3,740,140	0	1,150	660,738	0	234,980	0	0	6,170,044
Ruyton	VIC	2,253,675	648,380	0	1,352	52,733	0	0	0	0	2,956,140
School of Creative Education Limited	VIC	369,070	249,046	9,620	0	52,021	0	187,047	0	0	866,804
Scotch College	VIC	5,484,502	955,862	35,694	9,853	82,394	0	0	0	0	6,568,305
SFDA College (Victoria)	VIC	6,859,937	1,862,931	59,256	7,344	1,089,198	0	68,202	0	0	9,946,868

Name	State	Base	Students with disability	Aboriginal and Torres Strait Islander	Low English proficiency	Socio educational disadvantage	Location	Size	Prescribed Circumstances Funding ⁶	Adjustments ⁷	Total Funding
Seventh Day Adventist Schools (Victoria) Limited	VIC	27,133,671	3,028,473	68,154	158,400	2,387,794	267,844	561,438	0	0	33,605,774
Sheffield Girls' Grammar	VIC	1,993,248	191,818	4,613	2,137	69,626	0	207,000	0	0	2,468,442
Shepparton Adult and Community Education College Inc	VIC	946,320	233,550	29,106	2,451	392,586	0	213,887	0	0	1,817,900
Shepparton Christian College Ltd	VIC	2,852,215	305,238	26,058	0	336,440	0	205,032	0	0	3,724,983
Sholem Aleichem College	VIC	987,978	239,425	0	923	10,507	0	146,922	0	0	1,385,755
Sidrah Gardens School Limited	VIC	234,725	0	0	2,556	22,056	0	157,984	0	0	417,321
Sirius College	VIC	30,270,378	2,215,166	6,687	370,308	2,200,043	0	0	0	0	35,062,582
Son Centre Christian School Ltd	VIC	345,837	46,112	20,174	4,658	59,304	81,555	151,502	0	0	709,142
Sophia Mundi Limited	VIC	1,377,574	568,394	4,073	0	36,244	0	168,535	0	0	2,154,820
Southern Cross Grammar	VIC	6,805,327	750,746	0	2,433	226,775	0	0	0	0	7,785,281
St Catherine's School	VIC	1,376,217	717,552	2,369	9,566	53,056	0	360	0	0	2,159,120
St John's Greek Orthodox College	VIC	2,803,049	281,326	0	10,309	262,695	0	201,618	0	-86,841	3,472,156
St Leonard's College	VIC	5,321,738	1,047,254	21,050	1,597	193,631	0	0	0	0	6,585,270
St Margaret's School	VIC	5,697,372	525,409	0	11,084	144,061	0	0	0	0	6,377,926
St Mary's Coptic Orthodox College	VIC	8,792,021	213,490	0	223,904	1,412,600	0	0	0	0	10,642,015
St Michael's Grammar School	VIC	3,177,118	1,392,097	0	2,860	111,493	0	0	0	0	4,683,568
St Thomas Aquinas College Limited	VIC	2,304,542	135,339	0	3,330	258,497	0	197,555	0	0	2,899,263
Strathcona Baptist Girls Grammar School Ltd	VIC	1,979,829	1,011,691	2,601	0	188,535	0	0	0	0	3,182,656
Studio Schools of Australia Ltd ⁸	VIC	252,882	13,177	303,459	22,760	116,705	412,463	267,248	0	-1,364,912	23,782

8 During 2022 Studio Schools of Australia Ltd acquired ownership of Yiramalay School from Wesley College Melbourne. As part of this transfer of ownership, Commonwealth recurrent funding was transferred by Wesley College Melbourne to Studio Schools of Australia Ltd. \$1,364,912 was paid to Wesley College Melbourne in respect of Yiramalay School in the January and July 2022 payments and \$23,782 was paid to Studio Schools of Australia in respect of Yiramalay School in November 2022.

Name	State	Base	Students with disability	Aboriginal and Torres Strait Islander	Low English proficiency	Socio educational disadvantage	Location	Size	Prescribed Circumstances Funding ⁶	Adjustments ⁷	Total Funding
The Camberwell Grammar School	VIC	4,621,715	376,022	9,470	7,621	74,724	0	0	0	0	5,089,552
THE CHRISTIAN COMMUNITY COLLEGE- PORTLAND LTD.	VIC	2,997,054	162,904	38,146	1,232	435,580	414,732	258,968	0	-3,849	4,304,767
The Currajong School Ltd	VIC	344,092	1,073,566	0	0	148,303	0	146,664	0	-5,046	1,707,579
The Greek Orthodox Community of Oakleigh and District Inc	VIC	5,052,643	984,264	0	18,622	435,171	0	0	200,000	0	6,690,700
The Islamic Schools of Victoria (Werribee College) Inc	VIC	21,131,419	628,415	8,690	270,012	2,030,265	0	0	0	0	24,068,801
The Ivanhoe Girls' Grammar School	VIC	3,991,521	443,511	8,404	0	94,131	0	0	0	0	4,537,567
The Ivanhoe Grammar School	VIC	12,084,160	1,845,015	21,923	21,578	481,204	0	0	0	0	14,453,880
The Japanese School of Melbourne	VIC	157,744	11,820	0	0	4,815	0	156,188	0	0	330,567
The Kilmore International School Limited	VIC	2,496,994	78,825	2,040	2,988	32,408	0	188,597	0	0	2,801,852
The King David School Holdings Ltd	VIC	2,704,681	1,573,083	0	2,193	44,992	0	0	0	0	4,324,949
The Knox School Limited	VIC	4,417,609	219,533	9,445	2,078	72,663	0	0	0	0	4,721,328
The Learning Cooperative Ltd	VIC	202,877	96,825	44	0	11,595	0	153,797	0	0	465,138
The Presbyterian School of St Andrew Limited	VIC	5,859,242	647,279	0	0	47,996	0	0	0	0	6,554,517
The River Nile School Incorporated	VIC	1,315,967	507,286	0	124,215	643,453	0	264,475	0	0	2,855,396
The United Vietnamese Buddhist Congregation of South Eastern Melbourne Inc.	VIC	528,290	151,821	0	9,786	102,438	0	156,902	0	0	949,237
The Uniting Church In Australia Property Trust (Victoria)	VIC	4,863,486	703,033	13,024	1,263	142,913	0	0	0	0	5,723,719
Tintern Grammar	VIC	4,971,720	822,540	7,013	7,181	90,474	0	0	0	0	5,898,928

04.

Name	State	Base	Students with disability	Aboriginal and Torres Strait Islander	Low English proficiency	Socio educational disadvantage	Location	Size	Prescribed Circumstances Funding ⁶	Adjustments ⁷	Total Funding
Tombolo Academy Ltd	VIC	374,665	554,752	0	0	161,481	0	103,048	0	0	1,193,946
Toorak College Ltd	VIC	4,985,042	545,168	17,020	7,989	182,335	0	0	0	0	5,737,554
TOPP Schools Ltd	VIC	759,384	92,617	0	0	25,230	0	162,653	0	0	1,039,884
Trinity Grammar School, Kew	VIC	4,151,447	870,203	14,213	8,304	97,902	0	0	0	0	5,142,069
Trustees of Edmund Rice Education Australia	VIC	69,979,967	15,979,386	1,204,231	36,046	8,050,460	60,260	916,092	0	0	96,226,442
Trustees of the Marist Brothers Southern Province	VIC	4,202,150	599,957	246,668	2,518	728,271	584,752	0	0	0	6,364,316
Verity Christian College Incorporated	VIC	1,176,298	371,522	72,410	5,450	300,494	230,219	183,624	0	0	2,340,017
Victory Christian College Inc	VIC	6,810,069	257,870	39,014	5,471	500,151	0	0	0	0	7,612,575
Villa Maria Catholic Homes Limited	VIC	578,009	1,691,249	2,249	3,671	249,122	0	176,260	0	0	2,700,560
Village High School Limited	VIC	509,845	72,889	2,798	0	57,143	11,944	130,226	0	0	784,845
Village School Inc	VIC	569,425	106,850	4,425	0	38,126	0	151,810	0	0	870,636
Warrnambool Presbyterian School LTD.	VIC	2,200,539	674,473	19,036	0	181,524	73,433	190,998	0	0	3,340,003
Waverley Christian College Inc	VIC	19,240,159	1,501,751	2,146	28,829	272,358	0	0	0	0	21,045,243
Wesley College Melbourne ⁹	VIC	11,588,604	2,039,240	345,361	30,875	550,526	378,752	199,468	0	-64,217	15,068,609
Woodleigh School	VIC	6,392,089	2,014,346	25,732	8,025	340,939	0	0	0	0	8,781,131
Woodline Primary School Limited	VIC	412,510	61,487	4,783	0	19,130	0	160,014	0	0	657,924
Worawa Aboriginal College Limited	VIC	555,386	605,250	666,462	49,985	270,547	0	121,215	0	-2,930	2,265,915
Yarra Valley Grammar School	VIC	8,853,665	1,230,788	11,891	16,439	283,421	0	0	0	0	10,396,204

9 During 2022 Wesley College Melbourne transferred ownership of Yiramalay School to Studio Schools of Australia Ltd. As part of this transfer of ownership, Commonwealth recurrent funding was transferred by Wesley College Melbourne to Studio Schools of Australia Ltd. \$1,364,912 was paid to Wesley College Melbourne in respect of Yiramalay School in the January and July 2022 payments.

Name	State	Base	Students with disability	Aboriginal and Torres Strait Islander	Low English proficiency	Socio educational disadvantage	Location	Size	Prescribed Circumstances Funding ⁶	Adjustments ⁷	Total Funding
Yavneh College Nominees Pty Ltd	VIC	3,486,041	962,274	0	1,087	131,120	0	0	0	0	4,580,522
YESHIVAH-BETH RVKAH SCHOOLS LIMITED	VIC	8,995,479	2,805,594	0	17,392	594,777	0	0	0	0	12,413,242
Yesodei Hatorah College Inc	VIC	1,560,640	332,423	0	3,329	63,765	0	198,084	0	0	2,158,241
Youth2Industry College Incorporated	VIC	654,618	135,204	6,004	9,165	282,140	0	140,430	0	0	1,227,561
AFIC Schools (WA) Limited	WA	10,457,416	34,702	0	10,923	1,187,078	0	0	0	0	11,690,119
Albany Free Reformed Church Education Association (Inc)	WA	1,816,985	129,020	0	0	347,074	224,547	189,793	0	0	2,707,419
Al-Hidayah Islamic Education Admin INC	WA	1,752,148	736,169	0	22,643	221,460	0	144,484	0	0	2,876,904
Alkimos Baptist College Inc.	WA	2,792,052	64,128	0	6,299	362,014	0	201,382	0	0	3,425,875
All Saints' College Inc.	WA	6,595,113	470,953	63,008	2,986	198,067	0	0	0	0	7,330,127
Alta-1 College Ltd	WA	9,826,312	7,342,314	562,473	29,984	4,243,588	374,730	252,775	0	-177,636	22,454,540
Armadae Congregational Church (Inc)	WA	4,053,607	36,418	35,969	19,097	671,579	0	0	0	0	4,816,670
Association for Christian Education Inc	WA	7,867,753	396,790	15,804	18,777	331,351	0	0	0	0	8,630,475
Atlantis Beach Baptist College Limited	WA	2,261,000	624,224	30,089	0	466,000	0	192,973	0	0	3,574,286
Austin Cove Baptist College Inc.	WA	5,716,910	897,748	50,724	1,118	1,323,379	0	0	0	0	7,989,879
Australian Association for International Education Incorporated	WA	1,074,839	68,669	0	0	12,005	0	191,178	0	0	1,346,691
Australian Islamic College Perth Inc	WA	37,728,349	871,875	0	1,063,006	6,657,661	0	0	20,000	0	46,340,891
Banksia Montessori School Inc	WA	41,304	4,907	0	0	1,300	0	61,423	0	-34,372	74,562
Baris Education and Culture Foundation Limited	WA	4,328,443	415,534	0	84,693	649,016	0	56,015	0	0	5,533,701

04.

Name	State	Base	Students with disability	Aboriginal and Torres Strait Islander	Low English proficiency	Socio educational disadvantage	Location	Size	Prescribed Circumstances Funding ⁶	Adjustments ⁷	Total Funding
Beenong School Association	WA	1,018,325	203,654	15,006	0	110,918	0	177,905	0	0	1,525,808
Bethel Christian School Incorporated	WA	3,550,470	520,646	51,853	24,776	555,032	417,005	156,718	0	117	5,276,617
Blue Gum Montessori School Inc.	WA	1,383,007	224,047	0	0	23,857	0	147,971	0	0	1,778,882
Bold Park Community School Advisory Council Inc	WA	1,164,301	1,270,143	6,369	0	32,821	0	174,771	0	-24,652	2,623,753
Bunbury Baptist College Inc	WA	6,194,333	1,327,901	31,468	2,139	1,177,571	0	0	0	0	8,733,412
Bunbury Regional Community College Inc.	WA	1,863,143	1,650,140	102,905	0	803,014	0	252,775	0	0	4,671,977
Carey Baptist College Ltd	WA	15,030,895	2,035,049	22,922	23,185	933,515	0	0	0	0	18,045,566
Camaron Christian Parent Controlled School Association Inc	WA	530,437	22,075	25,264	1,506	132,990	381,422	151,363	0	-39,380	1,205,677
Casa Mia Montessori Community School Inc.	WA	323,244	32,244	4,753	0	5,699	0	151,341	0	0	517,281
Catholic Education Western Australia Limited	WA	569,109,421	54,681,230	18,456,619	1,325,538	72,977,224	29,849,443	13,601,215	142,150	-1,826,622	758,316,218
Christ Church Grammar School Incorporated	WA	4,253,193	767,070	44,631	2,339	138,395	0	0	0	0	5,205,628
Christian Aboriginal Parent-Directed Schools	WA	2,574,597	793,531	2,716,650	231,715	1,188,176	1,039,604	604,484	0	0	9,148,757
Chrysalis Montessori School INC	WA	624,495	46,556	0	0	6,436	0	148,386	0	0	825,873
COMET WA LIMITED	WA	4,473,561	4,467,099	234,862	1,298	1,928,105	0	249,518	0	0	11,354,443
Communicare Inc	WA	1,125,930	1,315,670	72,556	0	485,275	0	230,008	0	0	3,229,439
Cornerstone Christian College Ltd	WA	3,407,934	364,867	30,820	0	358,715	0	184,645	0	0	4,346,981
Court Grammar School Inc.	WA	6,830,032	791,963	93,519	2,202	1,344,360	0	0	0	0	9,062,076
DALE CHRISTIAN ACADEMY LIMITED	WA	1,115,277	24,687	3,941	17,028	187,028	0	0	0	0	1,347,961
Divine Mercy College Inc	WA	3,145,707	361,044	0	14,308	435,329	0	201,284	0	0	4,157,672

Name	State	Base	Students with disability	Aboriginal and Torres Strait Islander	Low English proficiency	Socio educational disadvantage	Location	Size	Prescribed Circumstances Funding ⁶	Adjustments ⁷	Total Funding
Emmanuel Christian Community School Incorporated	WA	6,335,299	629,570	20,707	220,258	1,509,862	0	0	0	0	8,715,696
Eton Farm Education	WA	163,909	23,272	0	0	30,889	0	159,565	0	0	377,635
Fairbridge Western Australian Inc	WA	2,035,579	2,044,895	141,429	0	877,335	0	256,358	0	-7,228	5,348,368
Foundation Christian College Incorporated	WA	6,232,844	1,055,952	79,346	10,709	840,188	0	0	0	0	8,219,039
Free Reformed School Association (Inc)	WA	9,285,670	536,534	13,401	1,032	1,145,028	0	0	0	0	10,981,665
Fremantle Christian College Incorporated	WA	3,926,792	181,192	53,606	1,876	403,995	0	140,724	0	0	4,708,185
Geraldton Christian Community Schools Association Incorporated	WA	3,523,945	327,322	193,549	1,015	575,595	500,538	170,369	0	0	5,292,333
Geraldton Grammar School Incorporated	WA	4,415,474	240,149	16,512	1,339	402,636	793,128	6,219	0	0	5,875,457
Golden Hill Steiner School Inc	WA	856,301	67,820	2,068	0	110,099	166,584	155,010	0	0	1,357,882
Goldfields Baptist College Incorporated	WA	2,513,385	404,894	83,377	14,853	531,883	619,290	206,415	0	0	4,374,097
Governors of Hale School	WA	5,828,183	1,493,246	118,959	0	387,061	0	0	0	0	7,827,449
Grace Christian School Ltd	WA	4,708,461	703,991	14,108	9,482	474,820	0	0	0	0	5,910,862
Great Southern Grammar School Incorporated	WA	5,183,233	542,300	73,062	4,061	439,863	1,060,219	0	0	0	7,302,738
Guildford Grammar School Inc	WA	7,245,102	1,484,634	337,869	2,900	669,064	0	0	0	0	9,739,569
H & S Hoffman & G Korsunski Carmel School Inc	WA	2,604,956	387,097	0	0	50,085	0	132,575	0	0	3,174,713
Havenport MSL INC	WA	312,512	406,773	2,765	0	63,918	0	130,752	0	0	916,720
Helena College Council Inc	WA	5,046,584	155,913	24,949	2,518	276,112	0	0	0	0	5,506,076
Helena River Steiner School Community Association	WA	869,670	39,484	155,839	0	136,243	0	175,986	0	0	1,377,222

04.

Name	State	Base	Students with disability	Aboriginal and Torres Strait Islander	Low English proficiency	Socio educational disadvantage	Location	Size	Prescribed Circumstances Funding ⁶	Adjustments ⁷	Total Funding
HENSMAN ST PRE-SCHOOL GROUP INCORPORATED	WA	40,609	97,433	0	0	185	0	78,283	0	0	216,510
Heritage College Perth (Inc.)	WA	1,105,886	139,605	7,380	2,181	171,320	0	199,851	0	0	1,626,223
HillSide Christian College Incorporated	WA	3,314,643	44,563	19,281	8,265	430,342	0	162,320	0	0	3,979,414
Hope Christian College Inc	WA	3,947,433	390,552	29,259	0	648,152	0	133,073	0	0	5,148,469
Immaculate Heart College LTD	WA	3,033,666	323,971	27,218	988	628,731	13,003	117,134	0	0	4,144,711
JarImadangah Burru Aboriginal Corporation	WA	134,622	0	161,546	12,116	62,489	229,590	158,823	0	0	759,186
Kadjina Community Incorporated	WA	245,549	19,919	271,635	22,099	116,574	346,097	192,992	0	-122,970	1,091,895
Karalundi Aboriginal Education Community Aboriginal Corporation	WA	490,963	64,581	589,156	44,186	234,768	578,926	252,775	0	0	2,255,355
Kerry Street Community School Inc	WA	548,330	189,740	4,482	0	27,630	0	152,514	0	0	922,696
Kingsway Christian Education Association INC	WA	10,202,561	321,013	20,883	18,990	476,610	0	0	0	0	11,040,057
Leaning Tree Steiner School Inc	WA	990,206	143,149	34,739	0	173,102	163,945	178,330	0	0	1,683,471
Mandurah Baptist College Inc	WA	10,651,701	1,186,286	63,195	5,031	1,571,281	0	0	0	0	13,477,494
Margaret River Independent School	WA	1,152,488	195,452	1,998	0	88,836	92,082	151,842	0	0	1,682,698
Mazenod College Limited	WA	6,900,320	648,192	32,698	2,512	774,293	0	0	0	0	8,358,015
Methodist Ladies' College	WA	2,385,655	529,417	33,929	0	119,510	0	0	0	0	3,068,511
Nomads Charitable & Educational Foundation	WA	533,467	103,526	640,161	48,012	246,195	525,929	177,632	0	0	2,274,922
Norbertine Canons Incorporated	WA	8,845,547	534,875	39,455	30,918	999,447	0	0	0	0	10,450,242
OneSchool Global WA Ltd	WA	1,886,483	124,750	0	0	613,917	0	205,836	0	0	2,830,986
Parklands School Association Incorporated	WA	1,213,953	76,563	0	0	89,899	155,648	156,000	0	0	1,692,063

Name	State	Base	Students with disability	Aboriginal and Torres Strait Islander	Low English proficiency	Socio educational disadvantage	Location	Size	Prescribed Circumstances Funding ⁶	Adjustments ⁷	Total Funding
Parngurr Community School Aboriginal Corp	WA	171,886	3,943	206,264	17,189	85,943	295,920	198,014	0	-43,932	935,227
Penrhos College	WA	3,782,178	841,715	70,020	0	246,350	0	0	0	0	4,940,263
Perth College Inc	WA	4,620,727	803,766	97,563	12,222	286,682	0	0	0	0	5,820,960
Perth Montessori School Inc	WA	519,700	115,968	2,140	0	11,877	0	169,150	0	0	818,835
Port School Inc	WA	1,657,952	1,435,810	226,127	1,260	714,577	0	241,236	0	0	4,276,962
Presbyterian Ladies' College Inc	WA	2,455,086	474,633	159,621	1,228	168,674	0	0	0	-9,020	3,250,222
Purnululu Aboriginal Corporation	WA	329,077	162,460	350,929	29,617	151,869	400,120	173,712	0	-131,450	1,466,334
Quinns Baptist College Inc	WA	10,003,664	261,728	11,648	11,081	1,137,532	0	0	0	0	11,425,653
Rawa Community School Aboriginal Corporation	WA	422,465	7,823	493,180	38,022	204,463	489,748	189,720	0	0	1,845,421
Regent College	WA	2,601,450	87,313	0	2,884	34,508	0	0	0	0	2,726,155
Rockingham Montessori School Inc	WA	2,700,883	294,306	43,455	2,234	313,880	0	201,673	0	0	3,556,431
Scotch College	WA	3,648,681	1,208,729	69,244	2,554	119,672	0	0	0	0	5,048,880
SEDA College WA Limited	WA	4,134,400	806,566	106,672	0	872,765	0	277,603	0	0	6,198,006
Servite College Council Inc	WA	10,648,797	748,953	9,950	31,134	1,391,268	0	0	0	0	12,830,102
Seventh-Day Adventist Schools (Western Australia) Ltd	WA	5,833,602	605,612	148,390	13,216	572,830	220,155	894,258	0	0	8,288,063
South Coast Baptist College Incorporated	WA	10,594,748	1,138,595	54,595	5,669	1,504,497	0	0	0	0	13,298,104
South Metropolitan Youth Link Inc	WA	3,618,473	7,356,252	213,986	1,810	1,559,562	0	232,130	0	0	12,982,213
South West Learning Community Association Inc	WA	640,090	120,678	2,321	0	81,734	0	191,564	0	0	1,036,387
Sowilo Community Inc.	WA	962,517	688,140	8,450	0	414,844	0	196,626	0	0	2,270,577
Spirit of Play Community School Inc	WA	705,047	123,109	2,120	0	27,218	132,202	157,182	0	0	1,146,878
St Andrews Grammar Incorporated	WA	5,791,487	444,932	0	27,592	494,533	0	0	0	0	6,758,544

Name	State	Base	Students with disability	Aboriginal and Torres Strait Islander	Low English proficiency	Socio educational disadvantage	Location	Size	Prescribed Circumstances Funding ⁶	Adjustments ⁷	Total Funding
St Hilda's Anglican School for Girls (Inc)	WA	3,322,149	525,701	35,423	4,485	106,899	0	0	0	0	3,994,657
St Mary's Anglican Girls School Inc	WA	6,255,025	900,403	107,076	3,884	373,773	0	0	0	0	7,640,161
St Stephen's School	WA	13,086,344	1,217,634	17,508	21,209	628,412	0	0	0	0	14,971,107
Swan Christian Education Association Inc.	WA	34,701,755	3,170,494	232,089	30,182	4,378,464	0	386,672	0	0	42,899,656
Telethon Speech & Hearing	WA	1,124,523	1,555,077	5,638	1,046	484,669	0	166,537	0	0	3,337,490
The Anglican Schools Commission (Inc)	WA	123,670,371	10,820,711	394,813	220,477	12,157,282	1,740,111	626,066	0	0	149,629,831
The Beehive Montessori School Inc	WA	965,656	191,367	1,995	0	8,912	0	156,494	0	0	1,324,424
The Bunbury Cathedral Grammar School Inc	WA	4,742,831	332,139	27,049	1,541	296,355	0	0	0	0	5,399,915
The Japanese School Council In Perth Limited	WA	240,609	4,125	0	0	7,645	0	166,467	0	0	418,846
The King's Educational Ministries Inc	WA	6,572,465	834,265	38,333	12,212	1,031,851	0	0	0	0	8,489,126
The Lake Joondalup Baptist College Inc.	WA	9,604,000	1,008,790	11,785	4,602	622,355	0	0	0	0	11,251,532
The Lance Holt Schools Council Inc	WA	661,083	15,917	2,005	0	7,289	0	149,421	0	0	835,715
The Margaret River Montessori School (Inc)	WA	961,550	274,267	4,238	0	52,803	9,847	153,491	0	0	1,456,196
The Moerlina School Inc	WA	268,610	54,706	2,001	0	9,651	0	144,369	0	0	479,337
The Montessori School, Kingsley, Inc	WA	1,096,347	156,753	2,082	861	49,250	0	168,826	0	0	1,474,119
The Perth Waldorf School Association Incorporated	WA	4,440,635	373,005	16,536	0	235,456	0	46,865	0	0	5,112,497
The Quintilian School Inc.	WA	299,366	65,971	0	1,797	5,934	0	145,716	0	0	518,784
The Silver Tree Steiner School Incorporated	WA	1,318,160	99,689	11,997	0	77,821	0	149,729	0	0	1,657,396
The Young Men's Christian Association of Western Australia Incorporated	WA	503,552	264,490	20,457	0	120,609	0	112,344	0	0	1,021,452

Name	State	Base	Students with disability	Aboriginal and Torres Strait Islander	Low English proficiency	Socio educational disadvantage	Location	Size	Prescribed Circumstances Funding ⁶	Adjustments ⁷	Total Funding
Thornlie Christian College (Inc)	WA	7,518,860	197,608	15,834	5,472	427,131	0	0	0	0	8,164,905
Tranby College (INC)	WA	5,705,806	820,258	16,481	0	745,513	0	0	0	0	7,288,058
Village School Association Inc	WA	1,026,310	114,096	6,553	1,006	164,131	0	153,529	0	0	1,465,625
Wesley College	WA	5,533,244	674,439	196,228	0	295,072	0	0	0	0	6,698,983
West Coast Steiner School INC	WA	1,298,885	85,370	1,920	0	57,841	0	146,787	0	0	1,590,803
Winthrop Baptist College Inc.	WA	8,151,726	229,330	12,782	4,891	567,452	0	0	0	0	8,966,181
Woodbury Boston Primary School Inc.	WA	679,092	66,094	2,032	0	72,703	139,297	150,629	0	0	1,109,847
Yakanarra (Aboriginal Corporation)	WA	225,001	0	270,001	20,250	109,749	300,990	165,185	0	0	1,091,176
Yallingup Steiner School	WA	934,640	80,610	9,108	0	59,667	30,005	151,703	0	0	1,265,733
Yiyili Aboriginal Community School	WA	523,441	337,360	514,673	47,110	241,568	562,520	190,236	0	0	2,416,908
Yunggora Association Incorporated	WA	1,065,913	47,312	1,279,096	95,933	523,797	964,390	167,638	0	-29,859	4,114,220
TOTAL		11,812,520,675	1,732,422,384	205,333,454	35,681,292	1,337,434,495	301,703,094	249,998,663	2,519,150	-29,285,623	15,648,327,584

Source: Australian Government Department of Education (totals may not equal as figures have been rounded to the nearest dollar)

04.

Table A3: Financial Assistance to Block Grant Authorities in 2022 (\$, exclusive of GST)

Name	State	Capital Funding
ACT Block Grant Authority Inc	ACT	4,108,402
Association of Independent Schools of NSW BGA Limited	NSW	23,689,129
Catholic Schools NSW Limited	NSW	37,840,802
Northern Territory Block Grant Authority	NT	1,616,602
Queensland Independent Schools Block Grant Authority Limited	QLD	16,784,119
The Corporation of the Roman Catholic Bishops of Queensland	QLD	22,240,231
SA Independent Schools Block Grant Authority	SA	6,829,788
South Australian Commission for Catholic Schools Incorporated	SA	7,003,509
Catholic Education Centre	TAS	2,355,550
Independent Schools Block Grant Authority of Tasmania Pty Ltd	TAS	1,433,386
Catholic Capital Grants (Victoria) Ltd	VIC	31,948,694
Victorian Independent Schools BGA Limited	VIC	18,823,749
AISWA Capital Grant Association Inc	WA	9,232,017
Catholic Education Western Australia Limited	WA	10,617,664
TOTAL		194,523,642

Source: Australian Government Department of Education (totals may not equal as figures have been rounded to the nearest dollar)

Table A4: Financial Assistance to Non-Government Representative Bodies in 2022 (\$, exclusive of GST)

Name	State	Non-Government Reform Support	Choice and Affordability	Total Funding
Trustees for Catholic Education Office Archdiocese of Canberra & Goulburn	ACT	523,300	1,029,862	1,553,162
Catholic Schools NSW Limited	NSW	9,361,311	20,992,454	30,353,765
Catholic Church of the Diocese of Darwin Property Trust Inc	NT	157,500	704,894	862,394
The Corporation of the Roman Catholic Bishops of Queensland	QLD	5,710,290	15,597,200	21,307,490
South Australian Commission for Catholic Schools Inc	SA	1,459,500	4,271,574	5,731,074
Catholic Education Centre	TAS	480,300	1,591,186	2,071,486
Catholic Education Commission of Victoria Limited	VIC	6,649,550	17,185,990	23,835,540
Catholic Education Western Australia Limited	WA	2,281,550	5,806,616	8,088,166
Association of Independent Schools of the ACT Inc	ACT	484,300	438,490	922,790
Association of Independent Schools of New South Wales	NSW	7,006,423	13,352,422	20,358,845
Association of Independent Schools of the Northern Territory	NT	286,900	1,425,376	1,712,276
Independent Schools Queensland	QLD	4,613,704	9,468,010	14,081,714
Association of Independent Schools of SA Inc	SA	1,527,200	2,675,994	4,203,194
Independent Schools Tasmania Inc.	TAS	368,000	1,133,280	1,501,280
Independent Schools Victoria	VIC	4,011,000	9,013,738	13,024,738
Association of Independent Schools of Western Australia Inc	WA	2,056,700	4,585,608	6,642,308
TOTAL		46,977,528	109,272,694	156,250,222

Source: Australian Government Department of Education (totals may not equal as figures have been rounded to the nearest dollar)

04.

Appendix B: Non-government Approved Authorities and number of schools represented by sector, and state and territory

Based on the 2022 Financial Questionnaire data that is self-reported by AAs for their schools and collected by the department, there are 910 AAs representing 2,919 non-government schools. Of these, 833 (92 per cent) are single school AAs, with the remaining 77 (8 per cent) representing multiple schools.

Almost all of the large AAs in terms of number of schools are in the Catholic sector and all the smaller AAs, including all single school AAs, are in the independent sector.

The Catholic sector accounts for approximately 58 per cent of the total number of non-government schools.

Table B1: Approved Authorities with 10 or more non-government schools

Approved Authority Name	Sector	Number of Schools	% of total Non-Government Schools
Catholic Schools NSW Limited	Catholic	548	18.8
Victorian Catholic Schools System	Catholic	498	17.1
The Corporation of the Roman Catholic Bishops of Queensland	Catholic	313	10.7
Catholic Education Western Australia Limited	Catholic	151	5.2
Catholic Education South Australia Schools System	Catholic	102	3.5
Tasmanian Catholic Education Office	Catholic	38	1.3
Lutheran Education South Australia Northern Territory and Western Australia Incorporated	Independent	34	1.2
Catholic Education Office ACT Schools System	Catholic	29	1.0
Queensland Lutheran Schools System	Independent	26	0.9
Lutheran Education South Eastern Region Schools Sys	Independent	20	0.7
Catholic Education Northern Territory Schools System	Catholic	18	0.6
Ecumenical Schools Australia	Independent	18	0.6
Anglican Schools Corporation	Independent	16	0.5
Western Australian Anglican Schools Commission	Independent	14	0.5
Trustees of Edmund Rice Education Australia	Independent	13	0.4
OneSchool Global NSW	Independent	12	0.4
Anglican Schools Commission	Independent	11	0.4
Christian Community Ministries Ltd	Independent	11	0.4

Source: Australian Government Department of Education. Analysis undertaken using the 2022 Financial Questionnaire data.

Table B2: Approved Authorities, number of non-government schools - by Sector

Sector	Approved Authorities		Schools	
	Number	%	Number	%
Catholic	8	0.9	1,697	58.1
Independent	902	99.1	1,222	41.9
Total	910	100.0	2,919	100.0

Source: Australian Government Department of Education. Analysis undertaken using the 2022 Financial Questionnaire data.

There are 2,919 non-government schools, comprising the Catholic sector of 8 AAs representing 1,697 schools (or 58 per cent of the total non-government schools). This compares to the independent sector with 902 AAs that represent 1,222 schools (or 42 per cent of the total non-government sector).

Table B3 below shows the distribution of the total number of non-government schools and number of schools represented by AAs:

- Over a quarter (28.5 per cent) of non-government schools are represented by single school AAs
- Approximately 12 per cent of non-government schools are represented by AAs with between 2 and 20 schools
- Less than 5 per cent of non-government schools are represented by AAs with between 21 and 100 schools
- Over half (55.2 per cent) of non-government schools are represented by AAs with over 100 schools. These AAs with are in the Catholic sector.

Table B3: Distribution of Approved Authorities by the number of non-government schools represented

Group of school numbers	Approved Authorities		Schools	
	Number	%	Number	%
1 school only	833	91.5	833	28.5
2 to 20	68	7.5	347	11.9
21 to 100	4	0.4	127	4.4
100+	5	0.5	1,612	55.2
Total	910	100.0	2,919	100.0

Source: Australian Government Department of Education. Analysis undertaken using the 2022 Financial Questionnaire data.

04.

Table B4 provides information on the catholic and independent schools by state and territory and proportion by jurisdiction. The Catholic sector has most of the non-government schools in almost all state and territories except in Northern Territory and South Australia with 42 per cent and 49 per cent respectively (table B4).

Table B4: Number of non-government schools - by State and Sector

State	Catholic		Independent		Total	
	Number	%	Number	%	Number	%
ACT	29	1.7	18	1.5	47	1.6
NSW	548	32.3	421	34.5	969	33.2
NT	18	1.1	25	2.0	43	1.5
QLD	313	18.4	232	19.0	545	18.7
SA	102	6.0	105	8.6	207	7.1
TAS	38	2.2	34	2.8	72	2.5
VIC	498	29.3	228	18.7	726	24.9
WA	151	8.9	159	13.0	310	10.6
Total	1,697	100.0	1,222	100.0	2,919	100.0

Source: Australian Government Department of Education. Analysis undertaken using the 2022 Financial Questionnaire data.

Appendix C: How is Australian Government funding for schools distributed according to need?

Australian Government recurrent funding for schools is based on the SRS. This funding is passed onto AAs who are responsible for the administration and operation of schools. For government schools, the AA is the relevant state or territory government. For non-government schools, the AA is the body corporate approved by the Minister for the school.

The Act recognises that AAs are best placed to understand the individual needs of their students and schools. AAs for more than one school are able to distribute the Commonwealth funding they receive among their schools in one of two ways:

- according to the SRS (under subsection 78(4) of the Act), or
- by choosing to redistribute that funding among its individual member schools according to their own needs-based funding arrangements (under subsection 78(5) of the Act).

AAs that redistribute funding in accordance with subsection 78(5) of the Act are known as Approved System Authorities and are required to make their needs-based funding arrangements publicly available and transparent.

Who are the Approved Authorities for more than one school?

Government Approved System Authorities (state and territory governments)

For government schools, the AA is the relevant state or territory government. All states and territory governments redistribute funding between their schools according to their own needs-based funding arrangements, as per subsection 78(5) of the Act.

System name	Need-based funding arrangement
Department of Education Northern Territory	<i>School Resourcing Model</i> education.nt.gov.au/statistics-research-and-strategies/increasing-school-autonomy/school-funding
ACT Education Directorate	<i>Student Resource Allocation</i> www.education.act.gov.au/our-priorities/student-resource-allocation
Department for Education, Children and Young People, Tasmania	<i>Educational Adjustments funding model</i> www.decyp.tas.gov.au/learning/supporting-student-need
Department of Education Western Australia	<i>Student-centred funding model</i> www.education.wa.edu.au/funding-public-schools
Department of Education New South Wales	<i>Resource Allocation Model</i> education.nsw.gov.au/about-us/strategies-and-reports/schools-funding/resource-allocation-model
Department of Education Queensland	<i>State Schools Resourcing Framework</i> alt-qed.qed.qld.gov.au/publications/management-and-frameworks/state-schools-resourcing-framework
Department for Education South Australia	<i>Resource entitlement statement (RES) funding information for schools and preschools</i> www.education.sa.gov.au/department/services-and-facilities/resource-entitlement-statement-res-funding-information-schools-and-preschools
Department of Education and Training Victoria	<i>Student Resource Package</i> www2.education.vic.gov.au/pal/student-resource-package/policy

04.

Catholic Approved System Authorities

The following Catholic Approved System Authorities redistribute funding between members schools according to their own needs-based funding arrangement, as per subsection 78(5) of the Act.

System name	Needs-based funding arrangement
Catholic Education Northern Territory	<i>Distribution of recurrent government funding to Catholic Education NT schools</i> www.ceont.catholic.edu.au/about/policies-and-publications
Catholic Education Archdiocese of Canberra and Goulburn	<i>Needs-based Funding Arrangement</i> cj.catholic.edu.au/about-us/news-publications/media-releases
Catholic Education Tasmania	<i>Needs-based Funding Arrangement</i> catholic.tas.edu.au/catholic-education-commission-tasmania
Catholic Education Western Australia	<i>Recurrent Funding Allocation Model</i> www.cewa.edu.au
Catholic Schools NSW	<i>The needs-based funding arrangement for the NSW Catholic schools system</i> www.csnsw.catholic.edu.au/nsw-catholic-school-funding
Queensland Catholic Education Commission	<p><i>Queensland Catholic Education Commission's (QCEC) Group Funding Guidelines</i> qcec.catholic.edu.au/resources/policies-guidelines</p> <p>In addition, each Diocese provides information on its own funding distribution:</p> <ul style="list-style-type: none"> • Brisbane Catholic Education <i>Needs Based Resourcing Arrangements</i> www.bne.catholic.edu.au/aboutus/Pages/BCE-Policies.aspx • Catholic Education Diocese of Cairns <i>Needs Based Funding Arrangements</i> www.cns.catholic.edu.au/about/policies • Catholic Education Diocese of Rockhampton <i>Funding Distribution Arrangements</i> www.rok.catholic.edu.au/about-us/finance • Diocese of Toowoomba Catholic School <i>Sustainable Funding Distribution Framework</i> www.twb.catholic.edu.au/about-us/policies-and-publications/policies-procedures-and-guidelines • Townsville Catholic Schools <i>Needs Based Funding Arrangement for the Townsville Catholic Education Systemic Schools in the Diocese of Townsville</i> www.tsv.catholic.edu.au/school-financial-information
Catholic Education South Australia	<i>Needs-based funding</i> www.cesa.catholic.edu.au/our-schools/school-funding
Catholic Education Commission of Victoria	<i>Allocating government grants to Catholic schools in Victoria</i> www.cecv.catholic.edu.au/Publications

Independent Approved System Authorities

The following Independent Approved System Authorities redistribute funding between member schools according to their own needs-based funding arrangement, as per subsection 78(5) of the Act.

System name	Needs-based funding arrangement
Al Faisal College Limited	<i>Needs-Based Funding Distribution Arrangements for Al Faisal College Ltd System</i> afc.nsw.edu.au/policies.html
Albury Wodonga Community College Limited ('Indie' School)	<i>Indie School – Needs Based Funding Approach</i> www.indieschool.edu.au
Anglican School Commission (Southern Queensland)	<i>Overview of Needs-Based Funding Distribution Principals</i> www.ascqld.org/asc-events/funding
Anglican Schools Commission (Western Australia, New South Wales and Victoria)	<i>Distribution of Commonwealth Recurrent Funding</i> www.ascschools.edu.au/about-us/governance/funding
Anglican Schools Corporation	<i>Distribution of government recurrent funding in Anglican Schools Corporation</i> www.tasc.nsw.edu.au/publications
Ecumenical Schools Australia	<i>Ecumenical School Needs Based Funding Agreement</i> www.es.edu.au/australian-education-act-2013
Lutheran Education South Australia, Northern Territory and Western Australia	<i>Needs-based Funding Distribution</i> lesnw.edu.au/policies
Lutheran Church of Australia Queensland District	leq.lutheran.edu.au/about-leq/about-us
Lutheran Church of Victoria, New South Wales and Tasmania	<i>Needs-Based Funding Distribution Principles</i> www.levnt.edu.au/download/needs-based-funding-distribution-principles
NT Christian Schools	<i>Overview of Needs-Based Funding Distribution Principles</i> www.ntchristianschools.com.au
Newcastle Anglican Schools Corporation	<i>Needs-Based Funding Distribution Principals</i> www.newcastleanglican.org.au/governance/policies
Seventh-Day Adventist Schools North NSW Limited	<i>SDA Schools (NNSW) Ltd – Needs-Based Funding Arrangement</i> www.nsw.adventist.edu.au/information
Seventh-Day Adventist Schools South Queensland Limited	<i>Seventh-day Adventist Schools (South Queensland) Ltd Needs-based Funding Arrangement</i> sq.adventist.org.au/ministries/education
Seventh Day Adventist Schools (South New South Wales) Limited	<i>Commonwealth recurrent grant implementation policy</i> www.snswadventist.org/education
Seventh Day Adventist Schools Victoria Limited	<i>Redistribution of Commonwealth Recurrent School Funding</i> asv.vic.edu.au/about-us/commonwealth-funding
Swan Christian Education Association	<i>Needs-Based Funding Allocation Model</i> www.scea.wa.edu.au/our-policies
St Philip's Christian Education Foundation Limited	<i>St Phillips Christian Education Foundation Needs – Based Funding Arrangement</i> www.spcc.nsw.edu.au/foundation/our-story/policies

04.

Other Independent Approved Authorities for more than one school

These AAs distribute funding according to the SRS with no reallocation between member schools, as per subsection 78(4) of the Act.

Independent Approved Authorities

Christian Community Ministries Ltd
Autism Spectrum Australia (ASPECT)
Trustees of the Christian Brothers
The Presbyterian Church New South Wales Property Trust
The Uniting Church in Australia Property Trust (NSW)
Christian Schools Tasmania
The Uniting Church in Australia Property Trust (QLD)
Christian Outreach Centre
PARED Ltd
Mercy Education Limited
The Presbyterian and Methodist Schools Association
Youth Off The Streets Limited
Christian Aboriginal Parent-Directed Schools
The Trustees of the Sydney Grammar School
Australian Islamic College (Perth) Inc
The Baptist Union of Queensland - Community Services Group
The Trustees of Edmund Rice Education Australia
Royal Institute for Deaf and Blind Children
Illawarra Association for Christian Parent Controlled Education
Summerland Christian Life Centre Ltd
The Tamworth Christian Education Association Limited
The Council of St Andrew's Cathedral School
FSAC Ltd
Campbelltown Anglican Schools Council
Australian Industry Trade College Ltd
Carey Baptist College Inc
Wesley College Melbourne
The Salvation Army (Qld) Property Trust
Pacific Coast Christian School Limited
Australian International Academy of Education Inc
Trustees of the Marist Brothers
Trustees of the Christian Brothers (Queensland)
The Council of the King's School
South Australian Anglican Schools System Incorporated
Seventh Day Adventist Schools Western Australia Limited
Seventh-Day Adventist Schools (Tasmania) Limited
Seventh-Day Adventist Schools (Greater Sydney) Limited
Seventh-Day Adventist Schools South Australia Limited
Seventh-Day Adventist Schools Northern Territory Limited
Winifred West Schools Limited

Appendix D: Methodology applied for reporting on financial assistance paid to the schools sector

Methodology applied and sources of data

The data for this report was sourced from the department's internal data systems. Specifically, data was collated from the financial acquittal database, and then compared with data that was used to prepare payments to state and territory treasuries. Quality assurance was also performed using actual payments made through the department's payment system.

The table below provides a summary of the funding types that have been included in the report.

Recurrent Funding

Section Payable	Funding Type	2022
s.25	Paid under the <i>Australian Education Act 2013</i>	✓

Prescribed Circumstances

Section Payable	Funding Type	2022
s.69B	ACT Adjustment Assistance (Adjustment assistance for ACT non-government schools)	✓
s.69B	Additional support for Northern Territory government schools	✓
s.69A	Schools Upgrade Fund - Targeted Round School Upgrades	✓

Capital Grants

Section Payable	Funding Type	2022
s.28	Capital Grants	✓

Non-Government Representative Bodies

Section Payable	Funding Type	2022
s.30	Non-Government Reform Support Fund	✓
s.30	Choice and Affordability	✓

Key: ✓ paid under the Act.



Find us at education.gov.au