



Australian Government
Department of Education

Australian Government Schools Funding Report 2021

Report on financial assistance paid
to the schools sector and relevant
decisions under section 127 of the
Australian Education Act 2013

ISSN 2653-2573 (Online)

ISSN 2653-2565 (Print)



With the exception of the Commonwealth Coat of Arms, the Department's logo, any material protected by a trade mark and where otherwise noted all material presented in this document is provided under a Creative Commons Attribution 4.0 International (<https://creativecommons.org/licenses/by/4.0/>) licence.

The details of the relevant licence conditions are available on the Creative Commons website (accessible using the links provided) as is the full legal code for the CC BY 4.0 International (<https://creativecommons.org/licenses/by/4.0/legalcode>)

The document must be attributed as the Australian Government Schools Funding Report on financial assistance paid to the schools sector and relevant decisions under section 127 of the Australian Education Act 2013.

Contents

00	Glossary	iv
	List of tables and figures	v
	Executive summary	1
	Introduction	1
	Financial assistance reportable under section 127 of the Act	2
	Schools assurance and compliance activities	4
01	Section 1: Framework for funding arrangements and financial assistance	5
	Funding of schools in Australia	6
	Australian Government funding arrangements	6
	Prescribed Circumstances funding	8
	Capital funding	8
	Funding for non-government representative bodies	8
	The Act and the Regulation	9
	Use of recurrent funding	9
	Section 127 of the Act	11
02	Section 2: Financial assistance paid for school education by the Australian Government under section 127 of the Act	13
	Financial assistance paid by the Commonwealth	14
03	Section 3: Overview of schools funding assurance and compliance activities	17
	A risk-based approach to assurance and compliance	18
	Key assurance and compliance activities	18
04	Appendix	21
	Appendix A: Financial assistance paid to approved authorities in 2021	21
	Appendix B: Non-government Approved Authorities and number of schools represented by sector, and state and territory	79
	Appendix C: How is Australian Government funding for schools distributed according to need?	82
	Who are the Approved Authorities for more than one school?	82
	Government Approved System Authorities (state and territory governments)	82
	Catholic Approved System Authorities	83
	Independent Approved System Authorities	84
	Other Independent Approved Authorities for more than one school	85
	Appendix D: Methodology applied for reporting on financial assistance paid to the schools sector	87
	Methodology applied and sources of data	87

Glossary

Term	Definition
Allocation	The public funding provided by governments to Approved System Authorities.
Approved authorities	Legal entities approved under the Act that can receive Australian Government recurrent funding for one or more schools.
Approved system authorities	Approved authorities for more than one school that distribute Australian Government recurrent funding according to their own needs-based funding arrangement (as defined by subsection 78(6) of the Act).
Assurance	The process of providing confidence and comfort that policies, procedures, controls or activities are effective and relative to the risk profile and operating environment.
Australian Education Act 2013	The <i>Australian Education Act 2013</i> is the principal legislation governing the provision of Commonwealth funding to government and non-government schools as well as supporting the objectives of intergovernmental agreements on school education.
Australian Education Regulation 2013	The <i>Australian Education Regulation 2013</i> provides more detail to support the operation of the Australian Education Act 2013. It outlines the conditions required to be met in order to receive funding under the <i>Australian Education Act 2013</i> .
Australian Government Department of Education (the department)	Commonwealth department that contributes to Australia's economic prosperity and social wellbeing by creating opportunities and driving better outcomes through access to quality education.
Block Grant Authorities	Block Grant Authorities are bodies corporate approved by the Minister to administer capital funding grants for non-government schools.
Compliance	An activity or action undertaken to provide proof/verification of an outcome.
Nationally Consistent Collection of Data on School Students with Disability (NCCD)	The NCCD is used to calculate the student with disability loading in recurrent funding for schools provided by the Australian Government. This loading is based on the level of adjustment being provided to the student. The NCCD collects data about school students with disability across Australia in a consistent, reliable and systematic way.
Non-Government Representative Bodies (NGRBs)	Bodies approved by the Minister under section 91 of <i>the Australian Education Act 2013</i> to represent non-government schools.
Non-Government Schools Census	An annual collection of information on students and staff from all non-government schools that have, as their major activity, the administration or provision of full-time primary, secondary and/or special education.
Post enumeration	An annual process to verify the accuracy of information provided by non-government schools in the Non-Government School Census that is used to calculate the school's Australian Government funding entitlement.
Public funding	Recurrent funding for school education provided by the Australian Government and state and territory governments.
Schooling Resource Standard (SRS)	An estimate of how much total public funding a school needs to meet its students' educational needs. It is calculated using a base amount for each primary and secondary student plus a loading amount of 6 additional loadings for schools with students with greater needs. The base amount and most of the loadings are worked out by reference to an amount per student called the SRS funding amount. The combined base and loading amount for a school is often referred to as the school's SRS.

List of tables and figures

List of tables

Table 1: Financial assistance funding in 2021 (\$, exclusive of Goods and Services Tax (GST))	11
Table 2: Financial assistance paid in 2021 (\$, exclusive of GST)	25
Table A1: Financial assistance to state and territory governments in 2021 (\$, exclusive of GST)	29
Table A2: Financial Assistance to non-government approved authorities in 2021 (\$, exclusive of GST)	30
Table A3: Financial Assistance to Block Grant Authorities in 2021 (\$, exclusive of GST)	68
Table A4: Financial Assistance to Non-Government Representative Bodies in 2021 (\$, exclusive of GST)	69
Table B1: Approved Authorities with 10 or more non-government schools	70
Table B2: Approved Authorities, number of non-government schools - by Sector	71
Table B3: Distribution of Approved Authorities by the number of non-government schools represented	72
Table B4: Number of non-government schools - by State and Sector	72

List of figures

Figure 1: Financial assistance funding to approved authorities in 2021, by funding source, per cent of total	12
Figure 2: Financial assistance funding to approved authorities, 2014 to 2021 (\$ billions, exclusive of GST)	13
Figure 3: Financial assistance paid in 2021 (\$ billions, exclusive of GST)	24

Executive summary

Introduction

The primary objective of this annual report is to meet the requirements under section 127 of the *Australian Education Act 2013* (the Act). It requires the Minister for Education to table a report in Parliament as soon as practicable after 30 June each year on:

- (a) any financial assistance paid to an approved authority in the previous year under this Act
- (b) the application of any financial assistance paid to an approved authority in the previous year under this Act
- (c) any decisions made under any of the following provisions:
 - (i) section 74 (relating to public interest test in considering whether to approve a person as an approved authority)
 - (ii) subsection 76(2) (approved authorities for government schools not taken to satisfy basic requirements)
 - (iii) paragraph 81(1)(c) (variation or revocation of approval of approved authority in public interest).
- (d) any other matter prescribed by the regulations.

Australian Government recurrent funding for schools is based on the **Schooling Resource Standard** (SRS). This funding is passed onto Approved Authorities (AAs) who are responsible for the administration and operation of schools. For government schools, the AA is the relevant state or territory. For non-government schools, the AA is the body corporate approved by the Minister for the school.

The Act recognises that AAs are best placed to understand the individual needs of their students and schools. AAs for more than one school are able to distribute the Commonwealth funding they receive among their schools in either of two ways:

- according to the SRS (under subsection 78(4) of the Act); or
- by choosing to redistribute that funding among its individual member schools according to their own needs-based funding arrangements (under subsection 78(5) of the Act).

AAs that redistribute funding in accordance with subsection 78(5) of the Act are known as Approved System Authorities (systems). For government schools, the systems are the state and territory governments. For non-government schools, the systems are the approved Catholic and independent body corporates.

In this report, information is presented on financial assistance paid to AAs in the 2021 school year.

Financial assistance reportable under section 127 of the Act

Financial assistance (exclusive of Goods and Services Tax (GST)) paid by the Australian Government to the schools sector in 2021 reportable under section 127 of the Act is summarised in Table 1 below. Approximately \$9.3 billion was provided to the states and territories for government schools (as AAs), and approximately \$14.8 billion was provided to the non-government schools sector (via the state and territory treasuries). Total funding paid in the 2021 calendar year was \$24.1 billion.

Note that Table 1 includes funding to Block Grant Authorities for capital funding, and funding to Non-government Representative Bodies (NGRBs) for the Non-Government Reform Support Fund (Reform Support Fund) and the Choice and Affordability Fund (CAF).

Appendix A provides detailed information on funding provided to each AA in 2021. The funding reported includes recurrent funding calculated with regard to the base amount and relevant loadings under the SRS.¹

Table 1: Financial assistance funding in 2021 (\$, exclusive of Goods and Services Tax (GST))

Funding Element	Government Sector	Non-Government Sector			Total
		Catholic	Independent	Joint*	
Recurrent funding	9,331,383,310	8,190,796,606	6,249,795,595	0	23,771,975,510
Capital funding	0	103,653,731	69,881,255	5,310,014	178,845,000
Prescribed circumstances	15,174,000	8,172,000	959,000	0	24,305,000
Non-Government Reform Support Fund	0	22,954,498	17,000,000	0	39,954,498
Choice and Affordability Fund	0	65,223,088	40,866,912	0	106,090,000
Total	9,346,557,310	8,390,799,923	6,378,502,762	5,310,014	24,121,170,008

Source: Australian Government Department of Education.

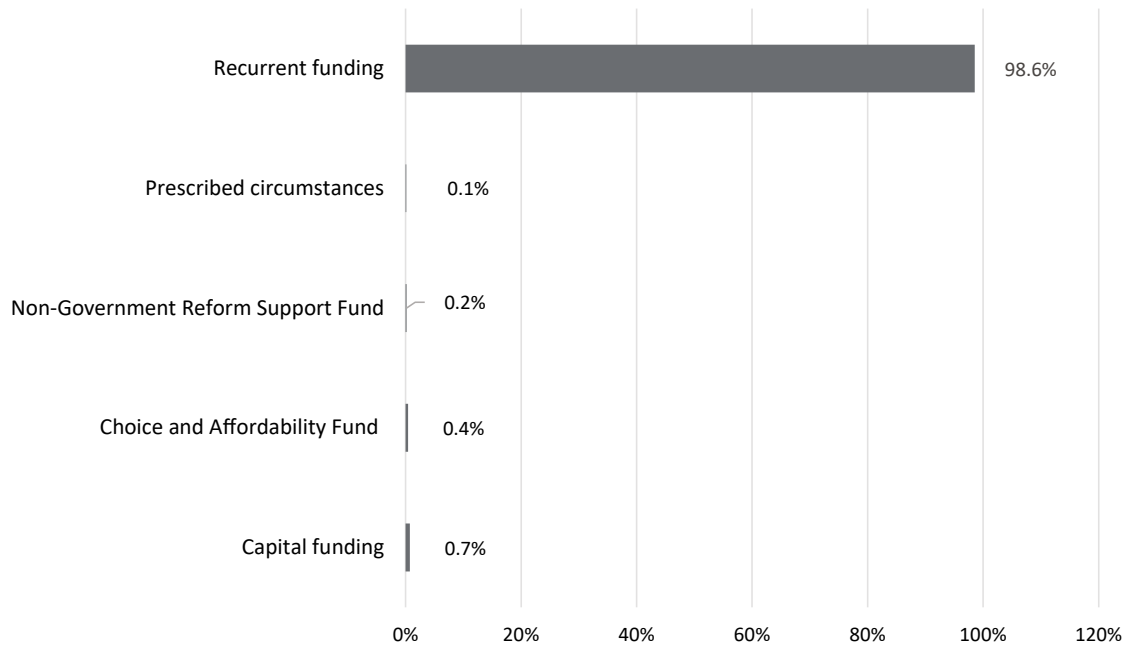
* Capital funding for schools in the Australian Capital Territory and the Northern Territory is paid to a single Block Grant Authority in each of these jurisdictions with representatives from both the Catholic and Independent sectors.

Note totals may not equal as figures have been rounded to the nearest dollar.

As illustrated in Figure 1 below, the majority of funding provided to the sector in 2021 related to recurrent funding (\$23.8 billion or 98.6 per cent of total financial assistance).

¹ Any payment adjustments to funding that have occurred for AAs are also reported. Payment adjustments are a result of changes to previous year/s entitlements due to changes in enrolment or other factors that determine the annual funding calculated for a school. Note that payment adjustments can apply to recurrent funding as well as prescribed circumstances funding.

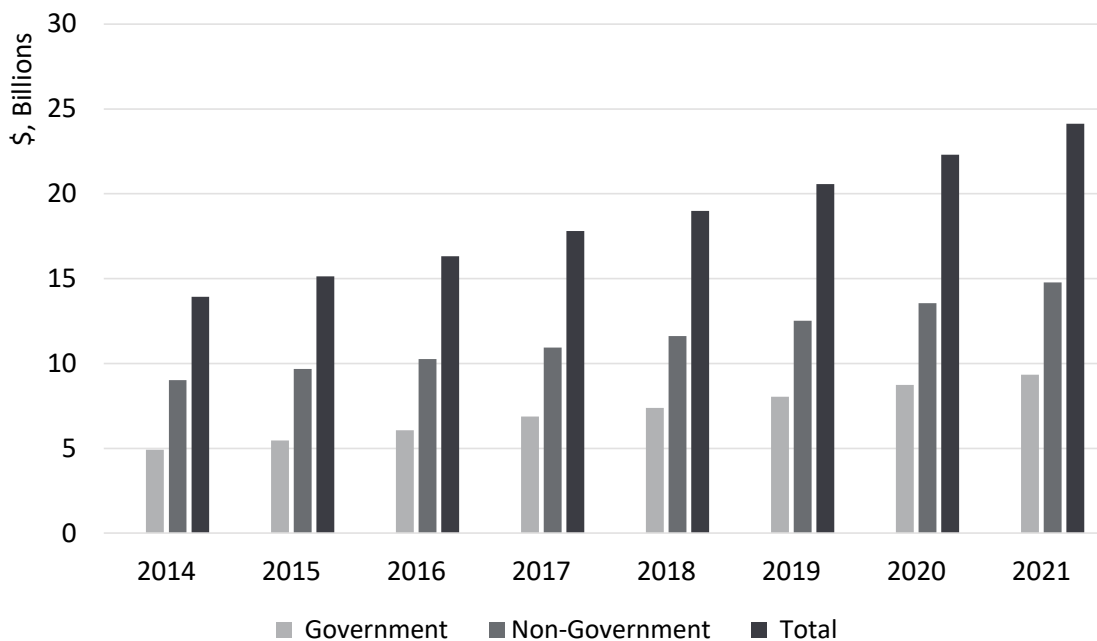
Figure 1: Financial assistance funding to approved authorities in 2021, by funding source, per cent of total



Source: Australian Government Department of Education

Under the Act, the Australian Government has provided approximately \$149.2 billion of financial assistance to the government and the non-government sectors over the period 2014 to 2021 (see Figure 2 below). Approximately 62 per cent of Australian Government funding flowed through to non-government schools.

Figure 2: Financial assistance funding to approved authorities, 2014 to 2021 (\$ billions, exclusive of GST)



Source: Australian Government Department of Education

Schools assurance and compliance activities

The Department of Education (the department) applies a risk-based approach to assurance and compliance (refer to the department's 2019 publication ***Schools Funding Assurance Framework***). The risk-based approach assures that Australian Government funding for schools is appropriately used for education purposes, without imposing unreasonable administrative burden on funding recipients. The department's assurance and compliance activities assist and encourage the sector to be compliant and stay compliant.

Key financial assurance and compliance activities that are undertaken by the department include:

- Annual funding acquittals to provide assurance of AAs' use of funds. These acquittals require independent accountant (auditor) review for non-government AAs
- Annual review of audited financial statements for potential compliance issues
- Financial viability assessments
- Census Post-enumeration data checking. This annual process is conducted to confirm that student information reported in the annual Non-Government school Census is accurate for funding and reporting purposes.

In addition, the department undertakes policy assurance to ensure that schools are applying Australian education policies and requirements of nationally agreed policy objectives.



01

Section 1: Framework for funding arrangements and financial assistance

This section of the report provides a brief overview of the current funding arrangements for schools and the type of financial assistance provided by the Australian Government. It also provides an overview of the legislative and regulatory framework under which financial assistance is paid.

The requirements in section 127 of the Act are also discussed.

Funding of schools in Australia

State and territory governments are responsible for the provision of school education in their jurisdictions, including registering and regulating schools (whether government or non-government) and operating government schools.

The Australian Government has a national role in school funding and policy under the Act, and values the role of states and territories in registering, managing and regulating schools. Funding responsibility is shared between the Australian Government and state and territory governments.

Schools receive funding from both the Australian Government and their state or territory government:

- States and territories are the majority public funder of the government sector in line with their constitutional responsibility. The Australian Government is the minority public funder.
- The Australian Government has historically been the majority public funder for non-government schools, reflecting its commitment to supporting parental choice and diversity in the schooling system. State and territory governments are the minority public funders for this sector.

Australian Government funding arrangements

Australian Government recurrent funding for schools is based on each school's SRS. The Australian Government is moving towards consistently funding:

- 20 per cent of the SRS for government schools
- 80 per cent of the SRS for non-government schools.

Schools currently funded below their target Commonwealth share of the SRS will transition to the target by 2023, to ensure they get the support they need earlier.

Schools that are currently funded above their target Commonwealth share will transition to it by 2029 at the latest.

Under the new arrangements, state and territory governments are also required to deliver their share of total public funding. This will ensure that students with greater needs will attract higher levels of funding from the Australian Government, and students with the same need within the same sector will attract the same support from the Australian Government, regardless of the state where they live.

The Schooling Resource Standard

Australian Government funding for schools is calculated in accordance with the SRS funding arrangements set out in the Act. The SRS is made up of a base amount for all every primary and secondary students enrolled at the school (which includes, for most non-government schools, the capacity of the school's community to contribute financially to the school), and up to six needs-based loadings for student priority cohorts and disadvantaged schools.

Base amount provides funding for every student

A school's base amount is calculated each year in accordance with section 33 of the Act. The number of students enrolled at the school for the year is multiplied by the SRS funding amount for the year for each student. In 2021, the SRS funding amount was \$12,099 for primary students and \$15,204 for secondary students.

For most non-government schools, the SRS base amount includes a discount to reflect the anticipated capacity of the school community to financially contribute to the school's operating costs relative to the capacity of other non-government schools. This is known as Capacity to Contribute (CTC). The CTC does not apply to government schools, non-government special and special education schools, non-government majority Aboriginal and Torres Strait Islander schools, and non-government sole provider schools.

In 2020 the Australian Government introduced a new method for calculating a school's CTC based on a Direct Measure of Income (DMI) of parents and guardians of students at a school. This more accurate approach ensures more funding flows to the schools that need it the most.

Loadings provide extra funding for priority student cohorts and disadvantaged schools

Up to four student-based loadings and two school-based loadings are calculated for a school each year in accordance with Part 3, Division 3 of the Act. These make up the total loading used to calculate the school's SRS.

Student with disability loading

This loading provides extra funding on top of the base amount for eligible students with disability.

Since 2018, the loading has been based on the Nationally Consistent Collection of Data on School Students with Disability (NCCD), which collects information on students with disability by the level of additional support they are provided to access and participate in learning. Under the NCCD, the schools use their professional, evidence-based judgement to capture information on the level of additional support a student is provided in the classroom.

Students with disability who are counted in the top 3 levels of the NCCD (supplementary, substantial, and extensive) attract additional funding through the student with disability loading. The amount of the loading reflects the level of support they need to participate fully in school, with higher funding for those who need higher levels of support.

The NCCD captures a fourth level of adjustment defined as 'support provided within quality differentiated teaching practice' commonly referred to by the acronym QDTP. This level of adjustment counts students that receive minor adjustments reasonably expected as part of quality teaching/school practice. These adjustments are provided through usual school processes, without drawing on additional resources.

Low English proficiency loading

This loading provides extra funding on top of the base amount for students from a language background other than English where at least one parent has completed school education only to Year 9 (or equivalent) or below. This may include recently settled migrants and refugees.

Aboriginal and Torres Strait Islander student loading

This loading provides extra funding on top of the base amount for each Aboriginal and Torres Strait Islander student. The amount of extra funding for each student depends on the proportion of Aboriginal and Torres Strait Islander students in the school. The loading ranges between 20 per cent of the SRS funding amount to 120 per cent of the SRS funding amount. The greater the proportion of Aboriginal and Torres Strait Islander students in the school, the higher the loading.

Socio-educational disadvantage loading

This loading provides extra funding on top of the base amount for each student from a socio-educationally disadvantaged background. The loading amount is based on the percentage of students in the lowest 2 quartiles of socio-educational advantage (SEA) developed by the Australian Curriculum, Assessment and Reporting Authority. The SEA measures the occupational and educational status of students' parents by looking at factors like occupation, completed school education and highest level of post-school education.

The greater the percentage of a school's students in each of the bottom 2 quartiles of the SEA, the higher the loading, up to a maximum of 50 per cent of the SRS funding amount for Quartile 1 and 37.5 per cent for Quartile 2.

School location loading

This loading provides extra funding for schools in regional and remote locations in recognition that it generally costs more to educate students in regional and remote schools than it does to educate students in city-based schools. The loading is based on a school's Accessibility/Remoteness Index of Australia (ARIA) score - a measure of the remoteness or accessibility of every location in Australia - as a percentage the SRS funding amount and the school's size loading.

School size loading

This loading provides extra funding for medium, small and very small schools in recognition that they cannot achieve the same economy of scale as a large school. This is the only loading that is calculated as a set dollar amount (rather than as a proportion of the SRS funding amount).

Primary schools with up to 300 students and secondary schools with up to 700 students attract a size loading. The size loading is scaled:

- primary schools with between 15 and 200 students attract the maximum loading of \$190,802 in 2021
- secondary schools with between 100 and 500 students attract the maximum loading of \$305,284 in 2021.

Prescribed Circumstances funding

Prescribed Circumstances funding provides additional financial assistance to eligible government and non-government schools.

For example, in 2021 additional support was provided to Northern Territory government schools. This measure provides the Northern Territory government with additional financial assistance from 2018 to 2027 to accelerate delivery of evidence-based reforms to improve student outcomes at government schools.

Capital funding

The Capital Grants Program (CGP) provides funding to non-government primary and secondary schools to improve infrastructure, where they otherwise may not have access to sufficient capital resources. The CGP has a particular emphasis on assisting schools serving the most educationally disadvantaged students.

Funding is provided to each sector through the responsible Block Grant Authority. The CGP is additional to funds provided by state and territory governments, non-government school authorities, and school communities, which are responsible for providing and maintaining non-government school facilities.²

Funding for non-government representative bodies

Funding for non-government representative bodies (NGRBs) is paid through the Non-Government Reform Support Fund (Reform Support Fund) and the Choice and Affordability Fund (CAF) (see below).

Non-Government Reform Support Fund

The Non-Government Reform Support Fund (Reform Support Fund) commenced in January 2018. The NGRBs are funded to support the non-government school sector in implementing the National Policy Initiatives agreed by the Commonwealth and states and territories through the National School Reform Agreement and the bilateral reform agreements.

There are 16 NGRBs under Section 91 of the Act: a Catholic Education Commission and an Association of Independent Schools in each state and territory.

Each NGRB has provided a strategic plan outlining the reform activities to be delivered under the Reform Support Fund. Under the Reform Support Fund Guidelines, NGRBs are required to submit annual work plans outlining the activities to be undertaken for the year along with annual reports describing the actual activities undertaken and the outcomes achieved as well as submit an annual acquittal of the funding they received.

² Since January 2014, Australian Government funding for government schools (including its contribution towards the capital needs of government schools) has been delivered through the annual grants provided to state and territory governments under the Act.

Choice and Affordability Fund

The CAF commenced on 1 July 2020 with an estimated \$1.2 billion to be provided to the non-government sector to 2029. Funding is provided for the non-government school sector under section 70 of the Act. Catholic and independent NGRBs in each state and territory administer funding in line with the five priority areas for the fund, including special circumstances.

The CAF prioritises assistance for non-government schools transitioning to the new DMI funding arrangements. It also prioritises funding for schools affected by drought, bushfires and other natural disasters, particularly where this affects a school's short-term financial viability. Other priorities include providing choice to parents of an affordable school that will best suit their child, enhancing student wellbeing and support initiatives, and lifting outcomes in underperforming schools.

NGRBs can use the fund flexibly over the 10 years to maximise its impact on the priorities. All NGRBs have an agreement with the department which sets out their use for the fund. NGRBs must report annually on their progress in achieving the priority objectives and intended outcomes identified in their agreements.

The Act and the Regulation

The Act is the principal legislation governing the provision of Commonwealth funding to government and non-government schools as well as supporting the objectives of intergovernmental agreements on school education. The *Australian Education Regulation 2013* (the Regulation) provides more detail to support the operation of the Act. It outlines the conditions required to be met in order to receive funding under the Act.

The Act is guided by the principles that education is the foundation of a skilled workforce and a creative community; that Australia's future prosperity depends on a strong and sustainable schooling system; and that education also has a role to play in overcoming social and economic disadvantage.

The Act and Regulation impose conditions requiring states and territories to implement National Policy Initiatives for school education, which assists with public confidence in the education system.

The Act and the Regulation can be modified as required to ensure they reflect current policy needs. This is carried out in consultation with key stakeholders, including as required under section 130 of the Act. Ongoing policy requirements must be met by recipients to remain eligible for future funding.

The Act provides Commonwealth financial assistance for schools. The financial assistance is provided to States under section 96 of the Constitution, and to Territories under section 122 of the Constitution.

The financial assistance is provided directly to a State or Territory for its government schools. Financial assistance for a non-government school located in a State or Territory is provided to the State or Territory which must provide it to the AA for the school.

Use of recurrent funding

Paragraph 78(2)(b) of the Act requires AAs to manage financial assistance payable under the Act according to the Regulation. Section 29 of the Regulation sets out the main requirements for AAs' use of recurrent funding provided under the Act.

Recurrent funding (including any interest earned on recurrent funding banked or invested by the AA) must be spent, or committed to be spent, by an AA:

- for the purpose of providing school education at a school for which the AA is approved
- by the end of the calendar year in which it was paid to the AA.³

³ This requirement applies unless the Minister has determined a different time limit, under paragraph 29(7)(b) of the Regulation. Please note an extension of time to expend or commit recurrent funding is generally only provided in exceptional and unforeseen circumstances.

Recurrent funding must be used for the purpose of providing school education, for the levels of education that is, primary education or secondary education, as defined in section 15 of the Act.

Recurrent funding cannot be used for:

- pre-school education or programs
- early childhood education and care
- before and after-school care or vacation care
- vocational education and training that is not part of a recognised secondary school curriculum
- boarding services.

Subsection 29(2) of the Regulation sets out a non-exhaustive list of examples of general recurrent costs of providing school education, including:

- salaries and other expenses relating to staff at the school, including expenses related to the professional development of the staff
- developing or purchasing materials related to the school's curriculum, such as textbooks, art supplies or sporting equipment
- general operating expenses of the school, for example:
 - utility bills
 - insurance costs
- maintaining the school's land and buildings, for example:
 - routine maintenance or repairs to school buildings (such as repairing doors, windows, or guttering)
 - replacing like for like fixtures (such as carpets)
 - school grounds upkeep, such as mowing
- purchasing capital equipment for the school, for example:
 - non-fixed desks
 - chairs
 - portable air conditioning/heating
 - computers and other information and communication technology
- administrative costs associated with the AA's compliance with the Act and the Regulation. For example:
 - staff costs in meeting Australian Government reporting requirements
 - participating in NAPLAN or other national assessments.

Restrictions on the use of recurrent funding for capital purposes

An AA for a non-government school that has a CTC greater than zero per cent must not use recurrent funding for:

- the purchase of land or buildings for the school.
 - For example, recurrent funding cannot be used to purchase an adjacent block of land, including any buildings on that land, for an expansion of the school, or land in another location for an additional campus of the school.
- the construction of a building, or part of a building, for the school
 - For example, recurrent funding cannot be used for any construction of a building, or part of a building, at the school that does not constitute maintenance or repairs. This could include but is not limited to, the construction of any new or modified classroom, administration building, multipurpose room, school hall, bus/bike shelter, shed, sporting facility, walkway, or ramp.
- Capital improvements for the school

- For example, recurrent funding cannot be used for any non-building construction related capital works or fixtures that lead to a capital improvement. This could include but is not limited to, affixed air conditioning/heating units, sports grounds, swimming pools, basketball and netball courts, other sporting facilities, fencing, carpark, gates, garden shelters, or affixed security features.
- Any form of loan, credit facility, or other interest in relation to the above.
 - In this context, 'other interest' refers to legal interest, for example, an option to purchase land. Note, however, that interest payments on a loan or credit arrangement for capital purposes (identified above) are recognised as a general recurrent cost of providing school education and are allowed under subsection 29(3A) of the Regulation.

Schools with zero per cent capacity to contribute

The restrictions on the use of recurrent funding for capital purposes do not apply to AAs for schools that have CTC of zero per cent. The following types of school have a CTC of zero (as noted under section 54 of the Act):

- all government schools
- special schools
- special assistance schools
- sole provider schools
- majority Aboriginal and Torres Strait Islander schools for a year.

Section 127 of the Act

Section 127 of the Act requires the Minister for Education to table a report to Parliament on financial assistance provided to AAs. It states:

As soon as practicable after 30 June each year, the Minister must cause a report dealing with the following to be laid before each House of the Parliament:

- (a) any financial assistance paid to an approved authority in the previous year under this Act;*
- (b) the application of any financial assistance paid to an approved authority in the previous year under this Act;*
- (c) any decisions made under any of the following provisions:*
 - (i) section 74 (relating to public interest test in considering whether to approve a person as an approved authority);*
 - (ii) subsection 76(2) (approved authorities for government schools not taken to satisfy basic requirements);*
 - (iii) paragraph 81(1)(c) (variation or revocation of approval of approved authority in public interest);*
- (d) any other matter prescribed by the regulations.*

The requirements in the Act are met in the following approach in this report.

Section 127(a)

Financial assistance paid to AAs is provided in this report in aggregate, by relevant school sectors and jurisdictions, by different types of financial assurance (for example, base funding and loadings), with detailed funding data provided for each AA in Appendix A for 2021.

Section 127(b)

The application of any financial assistance paid to an AA under section 127(b) has been considered in the following ways.

Approved authority use of financial assistance funding

Under section 29 of the Regulation, AAs for schools are required to use the funding “for the purpose of school education at a school for which the approved authority is approved”.

The department receives assurance on the appropriate use of financial assistance funding via annual certifications collected under section 34 of the Regulation.

Approved authority distribution of financial assistance funding

An AA for more than one school can distribute Australian Government recurrent funding to its schools according to the SRS under subsection 78(4) - as do many independent schools; or by choosing to distribute that funding according to its own needs-based funding arrangement under subsection 78(5).

AAs which distribute funding under subsection 78(5) are known as Approved System Authorities and are referred to as systems. The largest systems are the state and territory governments and the Catholic Education Commissions in each jurisdiction.

A system’s needs-based funding arrangement (NBF arrangement) provides information on how the system distributes Commonwealth funding to support students’ educational outcomes. The NBF arrangement describes the methodology and provides a supporting rationale to demonstrate how the funds are distributed based on the system’s local understanding of the individual needs of its students and schools. Systems’ NBF arrangements must include an amount per student and loadings for students and schools with additional needs including the six identified student and school cohorts identified in subsection 78(5). The NBF arrangement must also be publicly available and transparent.

Systems’ current arrangements for distribution of funding can be accessed via the following link: [Needs-based Funding](#). Details are also provided at Appendix D.

Each year the Department collects a report under section 35 and section 36 of the Regulation on the funds distributed under subsection 78(5). Details on the funds distributed to each school are publicly available via [My School](#) financial information. Note that the My School website reports income from a variety of sources. At the Commonwealth level, recurrent income also includes income received by schools that is not paid under the Act.

Section 127(c)

Under this section of the Act, relevant decisions made under sections 74, 76(2) and 81(1)(c) of the Act are reported.

2021 reportable decisions

There were no reportable decisions for the 2021 year.

Section 127(d)

This section of the Act reports on other matters prescribed by the Regulation.

There are currently no other matters prescribed by the Regulation to be reported by the Minister annually to Parliament.



02

**Section 2: Financial assistance paid
for school education by the
Australian Government under
section 127 of the Act**

Financial assistance paid by the Commonwealth

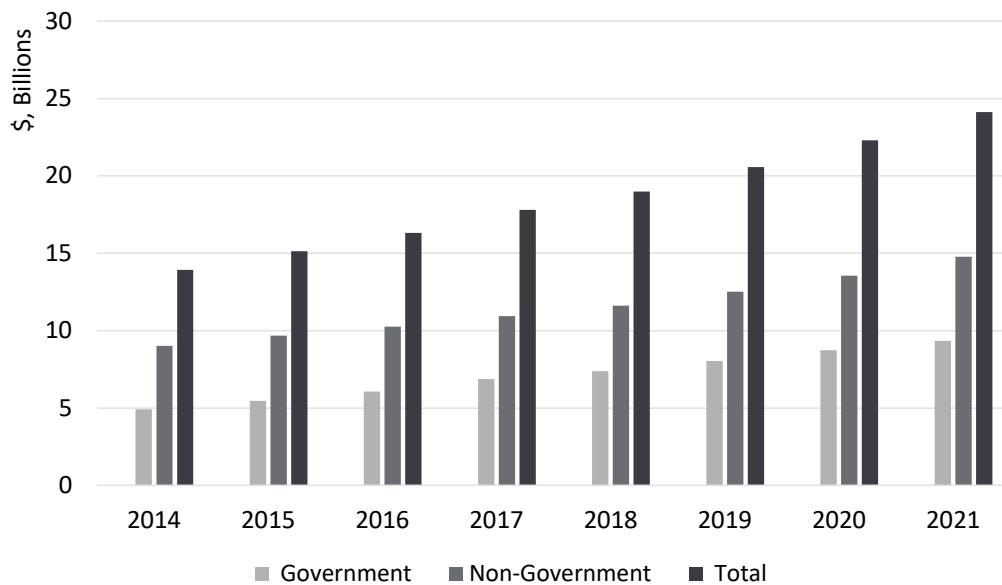
This section presents an overview of the financial assistance paid to the government and the non-government school sectors in 2021. The funding assistance reported includes recurrent funding, capital funding (for the non-government sector only), prescribed circumstances funding, and funding provided to NGRBs.

In 2021, the Australian Government provided \$24.1 billion of financial assistance to the government and the non-government school sectors, with about 62 per cent flowing through to non-government schools (Figure 3). Almost all of the funding (98.6 per cent) was for recurrent funding (which is calculated with regard to the base funding and the loadings under the SRS).

Table 2 below provide a summary of the financial assistance paid in 2021. Detailed funding assistance provided to each AA is included in Appendix A.

Appendix B provides further information on the characteristics of AAs. How is Australian Government funding for schools distributed according to need is discussed in Appendix C. Appendix D provides a summary of the methodology applied in reporting the Australian Government financial assistance at the AA level under section 127 of the Act.

Figure 3: Financial assistance paid in 2021 (\$ billions, exclusive of GST)



Source: Australian Government Department of Education

Table 2: Financial assistance paid in 2021 (\$, exclusive of GST)

Funding Element	Government Sector	Non-Government Sector			Total
		Catholic	Independent	Joint*	
Recurrent funding	9,331,383,310	8,190,796,606	6,249,795,595	0	23,771,975,510
Capital funding	0	103,653,731	69,881,255	5,310,014	178,845,000
Prescribed circumstances	15,174,000	8,172,000	959,000	0	24,305,000
Non-Government Reform Support Fund	0	22,954,498	17,000,000	0	39,954,498
Choice and Affordability Fund	0	65,223,088	40,866,912	0	106,090,000
Total	9,346,557,310	8,390,799,923	6,378,502,762	5,310,014	24,121,170,008

Source: Australian Government Department of Education

* Capital funding for schools in the Australian Capital Territory and the Northern Territory is paid to a single Block Grant Authority in each of these jurisdictions with representatives from both the Catholic and Independent sectors.

Note totals may not equal as figures have been rounded to the nearest dollar.



03



Section 3: Overview of schools funding assurance and compliance activities

This section provides a brief overview of the schools funding assurance and compliance activities. It focuses on activities undertaken by the department. According to the Act, the National School Resourcing Board (NSRB) is responsible for reviewing different parts of the Australian Government funding model. Under section 128(6A) of the Act, the Board is required to conduct an annual review of state and territory compliance with section 22A of the Act (s22A). This section states that, as a condition of Commonwealth financial assistance, states and territories must meet minimum school funding contributions agreed as part of bilateral agreements supporting the National School Reform Agreement. Section 22A of the Act also requires that states and territories report to the department annually on the funding they provide to government and non-government schools.

A risk-based approach to assurance and compliance

The department's risk-based approach to assurance and compliance is documented in the 2019 publication *Schools Funding Assurance Framework*. This document provides an overview of the department's approach to managing risk of error, non-compliance and fraud in respect of Australian Government funding for school education under the Act and the Regulation.

The Schools Funding Assurance Framework is an overarching document that sets out how assurance is practically undertaken to assure:

- Australian Government funding for schools is being appropriately spent, in accordance with the requirements of the Act and Regulation
- AAs are assisted and encouraged to become compliant and stay compliant
- non-compliance is identified and addressed
- AAs are not unreasonably burdened by compliance, or forced to bear an unreasonable cost of compliance
- systemic compliance issues are identified, so that policies and processes can be amended to remedy issues.

Key assurance and compliance activities

The department undertakes financial and policy assurance and compliance activities to provide assurance that funds provided for education purposes are used according to the regulated requirements. The key assurance and compliance activities are summarised below.

Funding acquittals

Funding acquittal is the primary assurance on the AAs' use of funding. The department collects annual funding acquittals from government and non-government AAs. These acquittals require independent accountant (auditor) review for non-government AAs.

Financial statement review

The department collects audited financial statements as part of the Financial Questionnaire (FQ) collection. The FQ data collection includes income and expenditure for non-government schools. The department reviews the AAs' audited financial statements to identify potential compliance and financial viability concerns. The review is conducted annually.

Financial viability assessment

The financial viability assessment is an annual process that utilises non-government AA and school financial information. Identified financial viability concerns are raised with the AA and assessed from a compliance perspective.

Financial Questionnaire verification

This process provides assurance that FQ data provided by schools is accurate. Each year approximately 100 schools are randomly selected for data quality checking. Note that this activity does not impact on funding entitlements to AAs.

Non-Government Schools Census Post-Enumeration

The Non-Government Schools Census Post-Enumeration (Census PE) is an annual assurance activity conducted to validate that student counts self-reported in the Non-Government Schools Census are both accurate and appropriate for funding and reporting purposes. Each year about 200-250 schools are included in this activity. The Census PE also sights NCCD evidentiary documentation.

Compliance certification process

The Compliance Certificate collection helps to provide a level of assurance that schools are applying Australian education policies and requirements of nationally agreed policy objectives. It is an annual process that applies to both government and non-government AAs.

Tip offs and media monitoring

The department reviews information received through tip offs and concerns raised in the media.

Working with other Commonwealth and state and territory regulators

The department collaborates with other Commonwealth and state and territory regulators where compliance concerns are identified for specific AAs or schools.

Risk indicator model

The department's risk indicator model draws on assurance, compliance and financial data sets for non-government schools against a range of indicators to qualify risk ratings across the schooling sector and inform the department's assurance activities.

Other data and sector analysis

In addition to the above processes, the department undertakes data analysis and assessments using available data including student census data, FQ data, block allocation reports and other sectoral analyses to help inform its assurance and compliance activities.



04

Appendix A: Financial assistance paid to approved authorities in 2021

In this appendix, financial assistance is reported for 2021 for:

- State and territory Governments (as AAs)
- Non-government AAs
- Block Grant Authorities (capital funding)
- Non-Government Representative Bodies.

All figures in this appendix are exclusive of Goods and Services Tax (GST).

Table A.1: Financial assistance to state and territory governments in 2021 (\$, exclusive of GST)

State	Base	Students with disability	Aboriginal and Torres Strait Islander	Low English proficiency	Socio educational disadvantage	Location	Size	Prescribed Circumstances Funding ⁴	Adjustments ⁵	Total Funding
ACT	114,172,082	12,708,927	1,281,280	128,547	8,104,618	2,048	926,690	0	-27,317	137,296,874
NSW	2,043,452,628	339,672,841	75,234,289	9,366,385	342,362,935	36,335,732	40,955,250	0	-10,851,345	2,876,528,715
NT	89,047,017	26,261,190	35,198,281	1,600,769	21,966,173	32,852,072	5,682,867	15,174,000	-2,567,710	225,214,661
QLD	1,475,820,961	191,573,966	73,143,064	3,329,265	262,908,006	67,603,544	23,903,810	0	-4,810,933	2,093,471,682
SA	425,686,790	80,400,395	12,797,275	1,212,448	75,609,093	20,163,447	10,639,951	0	-3,613,863	622,895,537
TAS	147,703,400	14,879,885	6,174,228	168,620	33,074,888	14,649,487	5,104,631	0	-375,676	221,379,463
VIC	1,619,583,566	288,206,801	11,218,308	8,880,950	236,516,608	14,359,656	29,422,793	0	-10,522,301	2,197,666,382
WA	707,759,965	69,766,844	29,106,999	1,793,451	111,623,558	41,710,576	14,353,776	0	-4,011,174	972,103,996
TOTAL	6,623,226,409	1,023,470,850	244,153,725	26,480,436	1,092,165,880	227,676,562	130,989,768	15,174,000	-36,780,320	9,346,557,310

Source: Australian Government Department of Education (totals may not equal as figures have been rounded to the nearest dollar)

⁴ NT Government additional support.

⁵ Reported payment adjustments are due to changes in current or previous year/s entitlements. Entitlements are demand driven and may be recalculated throughout the year for a range of reasons, including but not limited to, changes in student enrolment numbers, student or school characteristics, recovery of overpayments in the current or previous years etc, and are reported at the approved authority level. Section 9 of the Act defines an overpayment to include where the total amount of the payment, and any previous payments made, as a result of the determination, to the State or Territory for the school for the year, exceeds the school's total entitlement for the year.

Table A2: Financial Assistance to non-government approved authorities in 2021 (\$, exclusive of GST)

Name	State	Base	Students with disability	Aboriginal and Torres Strait Islander	Low English proficiency	Socio educational disadvantage	Location	Size	Prescribed Circumstances Funding ⁶	Adjustments ⁷	Total Funding
Best-Practice Education Group Limited	ACT	839,134	344,345	9,204	0	7,828	0	135,212	0	0	1,335,723
Brindabella Christian Education Limited	ACT	5,614,207	316,097	8,460	4,871	112,274	0	0	74,614	-5,949	6,124,574
Burgmann Anglican School	ACT	9,288,269	177,611	22,093	1,402	137,289	0	0	149,033	0	9,775,697
Canberra Girls Grammar School	ACT	2,653,168	188,404	37,108	2,802	55,007	0	0	0	0	2,936,489
Canberra Grammar School	ACT	4,766,296	1,940,459	41,693	4,767	84,065	0	0	113,470	0	6,950,750
Canberra Muslim Youth Incorporated	ACT	940,122	49,411	0	3,140	14,209	0	130,025	0	0	1,136,906
Canberra Rudolf Steiner School Association Incorporated	ACT	3,557,430	294,448	34,667	0	61,121	0	0	48,344	0	3,996,010
Catholic Education Office	ACT	108,557,089	21,545,427	1,044,848	93,389	8,591,020	0	1,382,784	8,172,000	-181,646	149,204,911
Chabad ACT Limited	ACT	17,108	2,033	0	26	1,904	0	25,441	0	0	46,511
Communities@Work Ltd	ACT	927,775	780,945	84,184	0	399,872	0	192,489	2,165	0	2,387,431
Covenant College Tuggeranong ACT Association Incorporated	ACT	1,283,529	65,178	8,225	0	73,649	0	162,705	0	0	1,593,286
Daramalan College	ACT	9,527,981	1,073,654	40,500	5,508	580,099	0	0	152,388	0	11,380,130
Emmaus Christian School Canberra Limited	ACT	3,098,583	346,583	18,654	0	46,260	0	0	22,710	0	3,532,790
Radford College Limited	ACT	7,793,441	160,571	28,594	3,878	72,571	0	0	164,221	0	8,223,276

6 ACT Adjustment Assistance

7 Reported payment adjustments are due to changes in current or previous year/s entitlements. Entitlements are demand driven and may be recalculated throughout the year for a range of reasons, including but not limited to, changes in student enrolment numbers, student or school characteristics, recovery of overpayments in the current or previous years etc, and are reported at the approved authority level. Section 9 of the Act defines an overpayment to include where the total amount of the payment, and any previous payments made, as a result of the determination, to the State or Territory for the school for the year, exceeds the school's total entitlement for the year.

Name	State	Base	Students with disability	Aboriginal and Torres Strait Islander	Low English proficiency	Socio educational disadvantage	Location	Size	Prescribed Circumstances Funding ⁶	Adjustments ⁷	Total Funding
Seventh-day Adventist Schools (South New South Wales) Limited	ACT	4,217,394	418,871	267,400	3,659	520,308	182,835	454,978	0	0	6,065,445
The Canberra Montessori Society/INC	ACT	455,138	42,691	1,806	0	5,157	0	133,581	0	0	638,373
The Trustees of the Marist Brothers	ACT	9,659,242	2,656,913	54,143	5,634	364,868	0	0	150,695	0	12,891,495
Trinity Christian School Incorporated	ACT	7,132,980	926,545	37,313	7,622	188,550	0	0	0	-1	8,293,009
Al Amanah College Ltd	NSW	8,418,267	20,092	8,489	146,010	1,398,562	0	0	0	0	9,991,420
Al Faisal College Limited	NSW	35,700,365	15,607	0	303,089	3,097,814	0	0	0	0	39,116,875
Al Sadiq College Ltd	NSW	6,371,258	500,487	0	171,812	2,443,869	0	0	0	0	9,487,426
Al Zahra College Limited	NSW	4,679,557	418,123	0	46,016	540,532	0	0	0	0	5,684,228
Al-Hikma College Ltd	NSW	3,323,111	15,946	0	13,219	71,658	0	0	0	0	3,423,934
Al-Noori Muslim School LTD	NSW	19,138,060	77,150	0	94,414	954,835	0	0	0	0	20,264,459
Alpha Omega Senior College Ltd	NSW	5,009,896	227,969	2,384	36,795	326,342	0	236,805	0	0	5,840,191
Amity College Australia Limited	NSW	19,398,378	895,633	4,094	92,250	1,107,691	0	0	0	0	21,498,046
Ananda Marga Pracaraka Sangha LTD	NSW	347,083	35,555	11,196	0	22,538	0	148,335	0	0	564,707
Anglican Schools Corporation	NSW	117,256,220	7,326,480	692,416	110,470	7,759,093	516,384	21,584	0	-45,952	133,636,696
Arden Anglican School Council	NSW	3,199,437	336,391	19,959	6,384	49,687	0	0	0	0	3,611,858
Arkana College Limited	NSW	1,672,038	3,716	5,687	2,955	73,240	0	125,563	0	0	1,883,199
Armenian General Benevolent Union School Inc	NSW	469,329	103,743	0	15,432	125,645	0	135,210	0	0	849,359
Ascham School Ltd	NSW	2,837,520	112,888	17,687	0	41,359	0	0	0	0	3,009,454

Name	State	Base	Students with disability	Aboriginal and Torres Strait Islander	Low English proficiency	Socio educational disadvantage	Location	Size	Prescribed Circumstances Funding ⁶	Adjustments ⁷	Total Funding
Assyrian Christian Schools Limited	NSW	12,678,488	411,003	0	646,575	4,862,475	0	76,932	0	-1	18,675,472
Australian Christian College - Darling Downs Ltd	NSW	449,133	153,933	0	0	39,830	0	151,343	0	0	794,239
Australian Christian College - Hume Ltd	NSW	449,939	55,219	10,394	0	73,494	14,508	155,279	0	0	758,833
Australian Christian College - Marsden Park Ltd	NSW	6,819,329	488,207	58,405	0	629,914	0	0	0	0	7,995,855
Australian Christian College - Singleton Ltd	NSW	1,849,612	128,642	52,693	0	344,942	0	168,167	0	0	2,544,056
Australian Christian College - Southlands Ltd	NSW	3,943,200	849,233	23,162	1,019	741,384	689,884	0	0	0	6,247,882
Australian Christian College - Tasmania Ltd	NSW	2,085,573	187,135	93,452	1,016	391,687	227,010	881,712	0	-847,611	3,019,975
Australian International Academy of Education Limited	NSW	9,476,076	69,496	4,087	41,702	410,431	0	28,034	0	0	10,029,826
Australian Islamic College of Sydney	NSW	12,723,949	93,550	0	89,209	821,690	0	0	0	0	13,728,398
Australian Performing Arts Grammar School Limited	NSW	1,154,895	57,597	20,154	0	43,375	0	233,164	0	0	1,509,185
Australian Turkish Maarif Foundation Limited	NSW	1,228,290	0	4,146	10,645	111,429	0	152,642	0	0	1,507,152
Autism Spectrum Australia (ASPECT)	NSW	9,720,542	27,499,986	139,400	4,119	4,189,553	0	1,239,164	0	-126,575	42,666,189
Avalon Montessori Association	NSW	254,824	22,547	0	0	2,971	0	141,099	0	0	421,441
Ballina Christian Education Association Ltd	NSW	2,242,041	110,028	28,208	1,047	192,418	0	186,085	0	0	2,759,827
Bellfield Group Limited	NSW	7,207,198	134,493	0	154,475	1,729,538	0	0	0	0	9,225,704

Name	State	Base	Students with disability	Aboriginal and Torres Strait Islander	Low English proficiency	Socio educational disadvantage	Location	Size	Prescribed Circumstances Funding ⁶	Adjustments ⁷	Total Funding
Belmont Christian College Limited	NSW	5,769,680	510,935	40,842	0	202,807	0	0	0	0	6,524,264
Berakah Christian Education LTD	NSW	5,399,280	466,913	118,603	0	489,523	514,217	0	0	0	6,988,536
Berowra Christian Community School Limited	NSW	405,681	93,926	0	0	10,522	0	131,313	0	0	641,442
Bethel Christian School Limited	NSW	2,193,572	1,022,258	3,973	27,493	510,575	0	175,325	0	0	3,933,196
Biala Support Services Ltd	NSW	277,989	743,954	31,274	0	119,813	0	82,183	0	0	1,255,213
Bishop Druitt College Incorporated	NSW	9,908,728	518,100	125,780	26,745	424,967	759,127	0	0	0	11,763,447
Blacktown Youth College Incorporated	NSW	1,088,908	636,761	124,189	0	468,981	0	218,652	0	-55,702	2,481,788
Blue Mountains Christian Education Association Limited	NSW	1,792,195	260,316	76,835	0	262,707	0	193,413	0	0	2,585,466
Blue Mountains Grammar School LTD	NSW	3,724,345	571,544	2,270	0	89,869	0	92,719	0	0	4,480,747
Blue Mountains Waldorf School Limited	NSW	606,021	134,976	19,737	0	26,463	0	130,748	0	0	917,945
Boys' Town Engadine	NSW	564,201	1,206,365	10,316	0	243,171	0	123,967	0	0	2,148,020
Brightwaters Christian College Limited	NSW	278,368	10,826	1,957	0	57,545	0	135,490	0	0	484,186
Brigline College, St Ives	NSW	4,467,722	469,749	0	1,709	158,414	0	0	0	0	5,097,594
Burrabadine Christian Community School Incorporated	NSW	426,980	69,283	45,804	0	44,413	64,978	141,163	0	0	792,622
Byron Community Primary School INC	NSW	783,782	30,438	1,900	0	13,766	0	142,860	0	0	972,746
Calrossy Anglican School	NSW	7,801,244	389,975	118,210	1,092	532,542	588,856	0	0	0	9,431,919

Name	State	Base	Students with disability	Aboriginal and Torres Strait Islander	Low English proficiency	Socio educational disadvantage	Location	Size	Prescribed Circumstances Funding ⁶	Adjustments ⁷	Total Funding
Cameragal Montessori School	NSW	140,129	25,099	0	0	116	0	118,504	0	0	283,848
Campbelltown Anglican Schools Council	NSW	12,730,554	600,585	64,969	5,108	654,573	0	0	0	-2	14,055,787
Cape Byron Rudolf Steiner School Limited	NSW	3,372,450	64,058	13,138	0	190,959	0	150,277	0	0	3,790,882
Castlecrag Montessori School Inc	NSW	5,808	4,066	0	0	1,251	0	30,528	0	0	41,653
Catholic Schools NSW Limited	NSW	1,888,679,596	256,733,870	27,501,757	4,674,682	215,794,156	34,091,886	43,609,098	0	-6,629,690	2,464,455,354
Cedars Christian College Ltd	NSW	5,585,629	245,455	19,847	15,526	406,668	0	0	0	0	6,273,125
Central Coast Grammar School Ltd	NSW	9,893,948	338,072	29,935	3,286	159,492	0	0	0	0	10,424,733
Central Coast Sports College Ltd	NSW	6,092,432	444,915	135,873	0	753,573	0	0	0	0	7,426,793
Central Coast Steiner School Limited	NSW	2,391,970	217,003	10,380	0	135,096	0	165,434	0	0	2,919,883
Central West Leadership Academy Limited	NSW	738,035	94,021	51,022	0	25,186	91,104	196,722	0	0	1,196,090
Chevalier College Limited	NSW	8,158,625	212,568	38,255	1,202	644,617	0	0	0	0	9,055,267
Christadelphian Heritage College Incorporated	NSW	3,265,520	167,918	60,917	0	557,694	0	116,995	0	0	4,169,044
Christadelphian Heritage College Sydney Ltd	NSW	2,225,289	251,946	2,044	5,983	354,222	0	181,451	0	0	3,020,935
Christian Community School Limited	NSW	6,088,102	403,260	4,281	53,169	743,287	0	0	0	0	7,292,099
Christian Education Foundation Limited	NSW	6,023,599	941,368	55,429	5,107	540,031	0	0	0	0	7,565,534
Chrysalis School for Rudolf Steiner Education LTD	NSW	1,610,204	234,505	33,077	1,736	111,579	404,588	158,098	0	-143,554	2,410,233

Name	State	Base	Students with disability	Aboriginal and Torres Strait Islander	Low English proficiency	Socio educational disadvantage	Location	Size	Prescribed Circumstances Funding ⁶	Adjustments ⁷	Total Funding
Clarence Valley Anglican School Council	NSW	3,048,320	307,005	111,145	0	345,225	237,860	193,668	0	0	4,243,223
COA.S.I.T. Italian Association of Assistance	NSW	495,328	46,542	6,100	868	9,976	0	140,607	0	0	699,421
Coffs Coast Education & Training Organisation	NSW	757,195	401,966	35,294	0	326,352	61,210	184,490	0	0	1,766,507
Coffs Harbour Bible Church Incorporated	NSW	258,097	16,640	0	0	19,251	27,738	139,960	0	0	461,686
Coffs Harbour Christian Community School LTD	NSW	8,005,156	728,695	65,307	63,151	952,432	736,983	0	0	-1	10,551,723
Condell Park Christian School Inc	NSW	853,337	19,383	4,464	0	35,995	0	176,658	0	0	1,089,837
Coogee Boys Preparatory School Pty Ltd	NSW	627,122	0	0	0	7,967	0	138,439	0	0	773,528
Coptic Orthodox Church (NSW) Property Trust	NSW	6,530,286	644,541	0	4,892	164,886	0	0	0	0	7,344,605
Council of Newington College	NSW	8,058,774	323,145	11,516	3,417	116,709	0	0	0	0	8,513,561
Covenant Christian School Association Ltd	NSW	6,063,815	694,195	8,704	3,165	85,840	0	0	0	0	6,855,719
Cranbrook School	NSW	3,845,168	523,538	17,147	2,307	64,795	0	0	0	-1	4,452,954
Currambena Ltd	NSW	404,878	10,197	0	0	13,325	0	110,134	0	0	538,534
Denilquin Christian School Incorporated	NSW	400,682	111,023	36,840	0	113,418	54,975	170,517	0	0	887,455
Eastern Suburbs Montessori Association Limited	NSW	418,109	82,366	0	0	1,490	0	124,631	0	0	626,596
Elonera Limited	NSW	1,251,369	35,583	4,067	0	20,795	0	165,788	0	0	1,477,602
Elouera Association Incorporated	NSW	310,752	801,522	5,098	0	133,934	20,806	93,802	0	0	1,365,914

Name	State	Base	Students with disability	Aboriginal and Torres Strait Islander	Low English proficiency	Socio educational disadvantage	Location	Size	Prescribed Circumstances Funding ⁶	Adjustments ⁷	Total Funding
Emanuel School	NSW	2,585,668	574,152	0	0	30,069	0	0	0	0	3,189,889
Emmanuel Anglican College Council	NSW	6,757,285	397,688	49,622	0	239,220	0	0	0	0	7,443,815
Employment and Training Australia Limited	NSW	2,725,887	330,498	115,730	0	1,174,858	0	252,229	0	0	4,599,202
Georges River Grammar School LTD	NSW	7,519,421	1,003,080	22,263	9,440	376,490	0	0	0	0	8,930,694
German School Johannes Gutenberg	NSW	1,387,255	123,945	0	1,086	14,607	0	163,484	0	0	1,690,377
GIANT STEPS AUSTRALIA LTD	NSW	799,510	2,220,567	3,854	0	344,589	0	157,093	0	0	3,525,613
Glennaeon Rudolf Steiner School Limited	NSW	1,604,883	157,518	0	2,494	29,574	0	123,715	0	0	1,918,184
Good Shepherd Australia New Zealand	NSW	765,399	661,542	64,436	0	329,887	0	161,929	0	0	1,983,193
Greek Orthodox Church & Community Bankstown & District St Euphemia Ltd.	NSW	5,447,283	137,357	4,206	11,991	793,753	0	0	0	0	6,394,590
Greek Orthodox Parish & Community of Belmore & District All Saints Limited	NSW	4,079,712	193,538	2,094	5,030	322,402	0	0	0	0	4,602,776
Green Point Christian College Limited	NSW	8,070,549	878,121	67,687	2,184	337,532	0	0	0	-1	9,356,072
Green Valley Islamic College Ltd	NSW	5,702,261	8,962	4,227	0	561,806	0	0	0	-2,211	6,275,045
Greenacre Baptist Christian Community School Limited	NSW	2,968,612	200,411	17,991	7,949	132,800	0	175,968	0	-1	3,503,730
Hamazkaine - Arshak and Sophie Galstaun College Limited	NSW	2,795,646	75,147	0	22,272	255,965	0	187,544	0	0	3,336,574

Name	State	Base	Students with disability	Aboriginal and Torres Strait Islander	Low English proficiency	Socio educational disadvantage	Location	Size	Prescribed Circumstances Funding ⁶	Adjustments ⁷	Total Funding
Hastings Association for Christian Education Ltd	NSW	3,309,465	375,875	180,107	0	538,591	171,396	193,042	0	0	4,768,476
Hawkesbury Independent School INC	NSW	514,455	41,236	9,378	0	37,625	0	141,370	0	0	744,064
Highfields Preparatory and Kindergarten School Limited	NSW	328,371	66,034	0	0	2,139	0	138,847	0	0	535,391
Hills Montessori Society	NSW	96,075	0	0	109	9,299	0	107,151	0	0	212,634
HopePoint Christian School Limited	NSW	1,094,704	46,969	1,943	2,591	152,049	0	147,552	0	0	1,445,808
Howayek Blessings Ltd	NSW	3,992,231	275,228	0	37,394	463,178	0	30,813	0	0	4,798,844
Howayek Providence Ltd	NSW	11,372,636	394,178	0	112,842	1,797,581	0	0	0	0	13,677,237
Hunter Christian School Limited	NSW	3,089,421	295,673	53,222	1,924	319,451	0	187,152	0	0	3,946,843
Hunter Trade College Ltd	NSW	2,194,312	39,350	66,459	0	481,568	0	227,700	0	0	3,009,389
HunterValley Grammar School	NSW	9,217,429	468,063	52,823	0	200,547	0	0	0	0	9,938,862
Illawarra Association for Christian Parent - Controlled Education	NSW	8,544,584	701,509	50,509	18,735	571,745	0	200,281	0	-1	10,087,362
Inaburra School Limited	NSW	6,643,373	673,112	7,046	1,219	243,046	0	0	0	0	7,567,796
Inner Sydney Montessori Association.	NSW	655,652	376,691	0	0	3,303	0	143,906	0	-1	1,179,551
International Chinese School Limited	NSW	369,917	0	1,574	0	1,109	0	116,152	0	0	488,752
International Society for Krishna Consciousness Incorporation	NSW	865,044	151,520	23,984	0	0	0	185,883	0	0	1,226,431
Irfan College Limited	NSW	2,896,345	39,453	0	26,389	386,169	0	184,551	0	-1	3,532,906
Islamic Practice and Dawah Circle Incorporated	NSW	1,892,389	747	27	1,602	120,194	0	140,009	0	0	2,154,967

Name	State	Base	Students with disability	Aboriginal and Torres Strait Islander	Low English proficiency	Socio educational disadvantage	Location	Size	Prescribed Circumstances Funding ⁶	Adjustments ⁷	Total Funding
John Colet Schools	NSW	1,317,027	42,758	0	0	6,581	0	74,436	0	0	1,440,802
Kamaroi Rudolf Steiner School Limited	NSW	892,590	72,070	0	0	28,379	0	120,653	0	0	1,113,692
Kambala	NSW	2,374,955	268,580	25,416	0	50,031	0	0	0	0	2,718,982
Kesser Torah College Limited	NSW	3,289,320	468,234	0	3,070	170,821	0	101,952	0	-1	4,033,396
Kiama Community College Incorporated	NSW	644,649	490,907	70,409	0	277,844	0	137,943	0	0	1,621,752
Kincoppal – Rose Bay School Limited	NSW	2,615,642	394,259	14,356	0	65,729	0	0	0	0	3,089,986
Kindlehill Ltd	NSW	1,161,174	53,051	67,254	0	62,227	0	169,593	0	0	1,513,299
Kingdom Culture Christian School Ltd	NSW	863,774	65,202	2,066	1,870	33,745	0	163,381	0	0	1,130,038
Kinma Limited	NSW	518,785	30,913	0	0	18,556	0	122,489	0	0	690,743
Kinross Wolaroi School	NSW	2,025,991	260,020	28,515	0	36,008	56,300	0	0	0	2,406,834
Knox Grammar School	NSW	1,842,821	425,499	2,763	818	16,941	0	0	0	0	2,288,841
Koinonia Christian Academy Inc School	NSW	149,721	86,096	48,660	0	76,285	220,403	135,564	0	0	716,729
Korowal School Limited	NSW	2,124,407	636,773	15,940	0	89,275	0	182,818	0	0	3,049,213
Liberty Church Inc	NSW	285,255	11,094	72,586	0	79,902	24,417	138,842	0	0	612,096
Lindfield Montessori Society Incorporated	NSW	6,595	0	0	0	380	0	34,667	0	0	41,642
Lindisfame Anglican School	NSW	14,107,083	371,261	59,812	6,617	411,267	0	0	0	0	14,956,040
Linuwel School Ltd	NSW	2,342,049	312,616	64,248	0	237,203	0	172,895	0	0	3,129,011
Liverpool/Campbeltown Christian School Ltd	NSW	9,740,490	1,512,416	40,085	20,818	532,564	0	0	0	0	11,846,373
Living Schools Global Limited	NSW	1,537,049	135,207	33,450	0	94,215	0	179,548	0	0	1,979,469

Name	State	Base	Students with disability	Aboriginal and Torres Strait Islander	Low English proficiency	Socio educational disadvantage	Location	Size	Prescribed Circumstances Funding ⁶	Adjustments ⁷	Total Funding
Loreto Kirribilli Limited	NSW	4,995,963	1,318,135	4,394	0	69,418	0	0	0	0	6,387,910
Loreto Normanhurst Limited	NSW	5,255,315	270,233	39,371	1,314	141,889	0	0	0	0	5,708,122
Lorien Novalis School for Rudolf Steiner Education Ltd	NSW	1,674,259	103,330	3,730	0	78,811	0	160,956	0	-1	2,021,085
LYCEE CONDORCET THE INTERNATIONAL FRENCH SCHOOL OF SYDNEY LTD	NSW	3,560,539	374,568	0	16,394	54,588	0	0	0	-8,308	3,997,781
Macarthur Anglican School	NSW	6,874,137	321,063	9,208	5,535	212,284	0	0	0	0	7,422,227
Macleay Valley Workplace Learning Centre Incorporated	NSW	1,248,714	2,005,856	873,227	0	538,196	134,028	205,855	0	-15,502	4,990,374
Macquarie Grammar School Limited	NSW	111,790	0	0	0	87,388	0	57,778	0	0	256,955
Macquarie University	NSW	303,311	667,048	0	0	130,727	0	134,126	0	0	1,235,212
Maitland Christian School Limited	NSW	5,125,468	857,286	116,114	5,241	612,986	0	99,574	0	0	6,816,669
Malek Fahd Islamic School Limited	NSW	27,286,210	798,697	0	133,703	1,746,447	0	0	0	0	29,965,057
Manly Warringah Montessori Society	NSW	197,139	21,220	0	0	2,522	0	145,497	0	0	366,378
Margaret Jurd College (NSW) Limited	NSW	895,122	1,765,627	138,274	0	385,798	0	184,910	0	0	3,369,731
Masada College	NSW	1,774,112	292,245	0	1,752	30,297	0	170,392	0	0	2,268,798
Mater Dei School	NSW	1,461,823	2,585,459	9,150	7,002	630,046	0	181,995	0	0	4,875,475
MCC CHILD AND FAMILY SERVICES LTD	NSW	316,243	114,578	23,858	0	136,301	0	76,886	0	0	667,866
Medowie Christian School Limited	NSW	3,819,394	757,215	35,173	5,276	616,173	0	46,996	0	0	5,280,227

Name	State	Base	Students with disability	Aboriginal and Torres Strait Islander	Low English proficiency	Socio educational disadvantage	Location	Size	Prescribed Circumstances Funding ⁶	Adjustments ⁷	Total Funding
Melkite Catholic Eparchy Corporation	NSW	2,035,143	236,303	0	19,696	349,999	0	89,151	0	0	2,730,292
Meriden School	NSW	8,054,103	60,586	8,654	7,305	96,948	0	0	0	0	8,227,596
Mid North Coast Community College Limited	NSW	432,684	978,299	56,519	0	216,342	24,045	110,248	0	0	1,818,137
Mimbah Preschool, Primary School Aboriginal Corporation Incorporated	NSW	313,401	105,512	357,171	28,207	154,395	38,308	137,288	0	0	1,134,282
MLC School	NSW	1,761,357	0	10,694	0	7,399	0	0	0	-27,964	1,751,486
Moama Anglican Grammar Ltd	NSW	5,939,068	487,939	41,285	1,076	442,362	144,079	0	0	0	7,055,809
Monte Sant' Angelo Mercy College Limited	NSW	5,263,197	317,808	13,610	2,105	126,341	0	0	0	0	5,723,061
Moree Christian School INC	NSW	891,117	15,810	35,190	1,000	123,043	245,911	177,784	0	0	1,489,855
Moriah War Memorial College Association	NSW	3,103,853	2,305,025	0	0	22,626	0	0	0	0	5,431,504
Mosman Church of England Preparatory School Limited	NSW	423,062	98,593	0	0	1,730	0	95,924	0	0	619,309
Mount Annan Christian College Ltd	NSW	5,062,396	634,704	50,969	4,758	550,189	0	0	0	0	6,303,016
Mount Sinai College	NSW	1,426,258	821,591	0	0	18,500	0	0	0	0	2,266,349
Mount St Benedict College	NSW	8,038,385	569,579	16,915	1,728	230,797	0	0	0	0	8,857,404
Mumbulla School for Rudolf Steiner Education Limited	NSW	1,493,110	143,558	20,990	880	95,242	260,842	146,817	0	0	2,161,439
Muslim Girls Grammar Limited	NSW	777,228	0	0	17,030	160,343	0	178,647	0	0	1,133,248
Nambucca Valley Christian Community School	NSW	2,870,621	359,641	45,284	1,085	330,316	356,469	187,489	0	0	4,150,905
Namoi Valley Christian School INC	NSW	516,916	155,781	85,349	0	116,204	170,279	158,905	0	0	1,203,435

Name	State	Base	Students with disability	Aboriginal and Torres Strait Islander	Low English proficiency	Socio educational disadvantage	Location	Size	Prescribed Circumstances Funding ⁶	Adjustments ⁷	Total Funding
NEGS Limited	NSW	1,981,170	3,642	69,606	0	149,200	223,804	191,354	0	0	2,618,776
Nepean District Christian Education Association LTD	NSW	4,396,819	303,292	34,113	995	472,219	0	0	0	0	5,207,438
New Hope School Ltd	NSW	281,282	477,074	3,317	0	121,233	0	75,169	0	0	958,075
Newcastle Anglican Schools Corporation	NSW	25,393,562	3,000,921	336,765	9,653	2,597,117	572,476	0	0	-67,755	31,842,739
Newcastle Grammar School Limited	NSW	5,531,716	741,129	26,047	1,066	102,215	0	0	0	0	6,402,173
Newcastle Waldorf School Ltd	NSW	1,918,519	275,682	76,413	0	123,182	0	156,736	0	0	2,550,532
NGARUKI GULGUL LIMITED	NSW	598,343	298,812	168,493	0	265,978	0	129,042	0	-45,352	1,415,316
Northcross Limited	NSW	2,410,561	85,787	0	852	10,214	0	0	0	0	2,507,414
Northern Beaches Christian School	NSW	7,080,538	164,592	10,014	0	281,949	0	0	0	0	7,537,093
Northern Beaches Montessori Association	NSW	34,477	0	0	0	824	0	55,765	0	0	91,066
Northholm Grammar School Ltd	NSW	2,077,117	130,602	0	0	125,933	0	163,924	0	0	2,497,576
Northside Montessori Society	NSW	546,096	182,708	0	0	1,797	0	129,906	0	0	860,507
Norwest Christian College Limited	NSW	6,688,505	765,099	17,490	17,770	433,199	0	0	0	0	7,922,063
Nowra Baptist Church Christian Community School Ltd	NSW	4,157,668	196,432	51,569	0	407,562	0	32,616	0	-1	4,845,846
Oakhill College	NSW	12,472,388	435,546	42,864	5,933	702,840	0	0	0	0	13,659,571
Odyssey House NSW	NSW	894,722	1,723,196	46,499	0	385,625	0	180,503	0	0	3,230,545
OneSchool Global NSW	NSW	8,535,726	404,941	0	0	2,878,477	0	0	0	-41,508	11,777,636
Orange Christian Schools Ltd	NSW	3,233,670	112,294	52,577	0	331,095	73,176	141,067	0	0	3,943,879

Name	State	Base	Students with disability	Aboriginal and Torres Strait Islander	Low English proficiency	Socio educational disadvantage	Location	Size	Prescribed Circumstances Funding ⁶	Adjustments ⁷	Total Funding
Our Lady of Mercy College Parramatta	NSW	7,768,373	217,065	4,954	100,575	409,517	0	0	0	-1	8,500,483
Oxford Falls Grammar School Limited	NSW	5,286,614	1,119,298	0	0	138,463	0	0	0	0	6,544,375
Oxley College Limited	NSW	5,911,210	186,159	9,238	3,386	86,107	0	0	0	0	6,196,100
Pacific Brook Christian School Ltd	NSW	788,082	63,617	80,210	0	182,830	26,444	152,679	0	0	1,293,862
Pacific Coast Christian School Limited	NSW	4,536,424	2,098,966	206,466	6,265	1,182,557	0	394,099	0	0	8,424,777
Pacific Hills Christian Education Limited	NSW	9,117,878	529,027	17,507	885	282,614	0	0	0	0	9,947,911
Pacific Valley Christian School Ltd	NSW	2,422,783	835,672	74,519	1,077	487,618	187,577	193,818	0	0	4,203,064
Pal Buddhist School Limited	NSW	1,024,190	242,339	0	20,689	149,331	0	219,696	0	-41,070	1,615,175
PARED Ltd	NSW	14,348,697	673,683	17,601	25,393	554,272	0	177,832	0	-1	15,797,477
Parkes Christian School Limited	NSW	2,618,740	278,442	66,704	0	548,727	375,919	194,207	0	-35,284	4,047,455
Penrith Christian School	NSW	6,183,170	388,686	64,382	4,903	836,715	0	0	0	-1	7,477,855
Port Macquarie Steiner Limited	NSW	299,102	129,121	2,212	0	17,739	21,762	152,642	0	0	622,578
Provincial of Order of Hermits of Saint Augustine In Australasia	NSW	8,885,019	807,096	24,872	4,344	374,669	0	0	0	0	10,096,000
Pymble Ladies' College	NSW	1,562,474	72,000	15,630	4,405	31,668	0	0	0	0	1,686,175
Queenwood School for Girls LTD	NSW	2,364,469	308,506	5,301	0	32,417	0	0	0	0	2,710,693
Rainbow Ridge School for Steiner Education Limited	NSW	931,063	80,733	9,384	0	88,118	47,090	164,135	0	0	1,320,523
Ravenswood School for Girls	NSW	739,544	319,115	551	813	14,897	0	0	0	0	1,074,920
Redeemer Baptist School Ltd	NSW	3,975,227	437,838	1,888	13,560	79,047	0	0	0	0	4,507,560

Name	State	Base	Students with disability	Aboriginal and Torres Strait Islander	Low English proficiency	Socio educational disadvantage	Location	Size	Prescribed Circumstances Funding ⁶	Adjustments ⁷	Total Funding
Redfern Jarjum College Ltd	NSW	199,230	290,686	239,076	17,931	94,322	0	149,613	0	0	990,858
Richard Gill National Music Academy Pty Ltd	NSW	104,535	0	0	0	21,846	6,274	127,812	0	0	260,467
Rissalah College Ltd	NSW	6,992,538	100,306	0	17,171	636,891	0	0	0	0	7,746,906
Rosebank College	NSW	11,141,801	804,610	14,165	9,741	626,907	0	0	0	0	12,597,224
Royal Institute for Deaf and Blind Children	NSW	635,620	1,573,617	4,782	3,069	273,952	0	321,811	0	-1	2,812,849
S.C.E.G.S Darlinghurst Limited	NSW	2,124,866	290,169	31,742	0	20,315	0	0	0	0	2,467,092
Saint Ignatius' College Riverview Limited	NSW	4,729,586	1,227,427	75,868	2,750	109,797	0	0	0	0	6,145,428
Saint Mary MacKillop College Albury Limited	NSW	1,745,990	48,754	0	0	78,246	0	177,338	0	0	2,050,328
Saint Mary MacKillop Colleges Limited	NSW	1,413,943	51,761	0	8,013	64,563	6,237	175,223	0	0	1,719,740
Salamah College Limited	NSW	10,446,267	21,054	10,124	257,675	2,478,719	0	0	0	-1	13,213,838
Santa Sabina College LTD	NSW	6,797,865	562,426	0	2,084	120,306	0	0	0	0	7,482,681
Sapphire Coast Anglican College	NSW	3,079,640	591,362	57,624	0	370,452	540,098	192,216	0	0	4,831,392
Sathya Sai College Limited	NSW	2,476,662	81,230	19,371	2,119	335,160	0	187,016	0	0	3,101,558
SCECGS Redlands Limited	NSW	3,329,950	327,919	0	0	33,843	0	0	0	0	3,691,712
SEDA College NSW Limited	NSW	1,882,125	246,687	17,919	1,089	248,427	0	220,439	0	0	2,616,686
Seventh-Day Adventist Schools (Greater Sydney) Limited	NSW	22,180,481	1,275,661	111,890	59,983	1,985,949	0	314,946	0	0	25,928,911
Seventh-Day Adventist Schools (North New South Wales) Limited	NSW	34,126,447	2,944,517	955,436	10,148	3,686,514	615,680	858,825	0	0	43,197,567

Name	State	Base	Students with disability	Aboriginal and Torres Strait Islander	Low English proficiency	Socio educational disadvantage	Location	Size	Prescribed Circumstances Funding ⁶	Adjustments ⁷	Total Funding
Shearwater The Mullumbimby Steiner School Limited	NSW	6,037,811	641,539	79,469	0	349,371	0	0	0	0	7,108,190
Sherwood Hills Christian School Ltd	NSW	1,266,789	91,949	6,785	6,080	127,038	0	185,950	0	0	1,684,591
Skillset Senior College Ltd	NSW	2,045,997	1,160,807	427,168	0	881,825	0	265,045	0	0	4,780,843
Snowy Mountains Christian School Limited	NSW	732,502	104,680	4,395	1,041	128,218	26,158	175,880	0	0	1,172,874
Snowy Mountains Grammar School Limited	NSW	3,301,523	422,313	8,885	1,085	160,122	614,981	171,692	0	-1	4,680,600
Society of St Pius X LTD	NSW	243,701	38,755	0	731	29,434	0	133,444	0	0	446,065
Southern Cross Baptist Church Christian School INC.	NSW	280,905	0	4,930	0	3,450	0	127,616	0	0	416,901
Southern Highlands Christian School LTD	NSW	3,393,266	629,102	31,740	981	332,453	0	83,078	0	0	4,470,620
Southern Highlands Company for Steiner Education Limited	NSW	1,241,601	257,012	33,855	0	94,631	0	184,167	0	0	1,811,266
Southside Montessori Society	NSW	201,638	0	2,087	0	11,250	0	138,784	0	-4,414	349,345
St Aloysius' College LTD	NSW	5,463,126	164,877	4,295	0	32,845	0	0	0	0	5,665,143
St Bishop Coptic Orthodox College	NSW	3,027,067	294,311	0	91,552	611,907	0	174,510	0	0	4,199,347
St Columba Anglican School Council Incorporated	NSW	10,575,350	627,283	118,339	2,158	411,351	561,981	0	0	0	12,296,462
St George Christian School Ltd	NSW	5,714,337	654,995	6,697	3,296	87,385	0	0	0	0	6,466,710
St Lucy's School	NSW	1,576,906	4,196,499	3,594	852	679,647	0	143,652	0	0	6,601,150
St Mary and St Mina's Coptic Orthodox College	NSW	2,835,399	29,520	0	0	0	0	182,214	0	0	3,047,133
St Mary Star of the Sea College Limited	NSW	9,443,501	307,984	43,220	3,743	556,418	0	0	0	0	10,354,866

Name	State	Base	Students with disability	Aboriginal and Torres Strait Islander	Low English proficiency	Socio educational disadvantage	Location	Size	Prescribed Circumstances Funding ⁶	Adjustments ⁷	Total Funding
St Patrick's College	NSW	6,315,544	261,046	80,437	5,912	677,539	0	33,417	0	0	7,373,895
St Pauls Grammar School Penrith LTD	NSW	6,577,569	474,334	30,856	5,278	270,045	0	0	0	0	7,358,082
St Pauls International College	NSW	402,975	0	0	0	15,398	0	98,733	0	0	517,106
St Peter's Anglican College	NSW	4,847,035	691,588	39,623	0	295,710	391,797	45,254	0	0	6,311,007
St Philip's Christian Education Foundation Ltd	NSW	36,072,403	7,476,855	538,746	8,251	3,643,346	0	321,870	0	-16,502	48,044,970
St Sava College Ltd	NSW	248,881	0	0	0	19,494	0	152,642	0	0	421,017
St Scholastica's College	NSW	7,722,893	770,492	141,640	0	257,471	0	0	0	0	8,892,496
St Stanislaus' College Bathurst	NSW	4,940,127	288,966	77,240	2,313	541,254	0	164,192	0	-1	6,014,091
St Vincent's College Limited	NSW	3,854,355	994,331	61,596	0	131,428	0	0	0	0	5,041,710
Stella Maris College	NSW	6,174,011	263,098	6,909	3,267	230,902	0	0	0	0	6,678,187
Summerland Christian Life Centre Ltd	NSW	5,526,231	598,715	102,172	0	561,328	0	174,901	0	0	6,963,347
Sun Artistry Limited	NSW	523,424	0	2,027	0	49,450	9,966	152,725	0	0	737,592
Sydney Church of England Grammar School Council	NSW	3,672,967	278,699	36,968	3,306	119,442	0	0	0	0	4,111,382
Sydney Japanese School Limited	NSW	1,223,919	124,768	0	0	14,916	0	111,855	0	0	1,475,458
Sydney Montessori School Limited	NSW	859,918	289,860	0	971	44,313	0	141,647	0	0	1,336,709
Sydney Montessori Society	NSW	40,204	0	0	0	4,843	0	81,409	0	0	126,456
Sydney Science College Ltd	NSW	41,396	0	0	0	7,078	0	42,965	0	0	91,439
Tallowood Steiner School INC	NSW	631,374	54,091	18,875	0	66,113	115,770	145,567	0	0	1,031,790
Tambelin Independent School Inc	NSW	274,561	3,769	7,759	0	15,049	0	141,498	0	0	442,636

Name	State	Base	Students with disability	Aboriginal and Torres Strait Islander	Low English proficiency	Socio educational disadvantage	Location	Size	Prescribed Circumstances Funding ⁶	Adjustments ⁷	Total Funding
Taree Christian Community School LTD	NSW	6,209,262	63,323	305,304	5,174	1,012,779	137,984	0	0	0	7,733,826
The Abraham Kuyper Christian Education Association Limited	NSW	1,958,321	300,231	11,191	2,152	229,999	0	181,950	0	0	2,683,844
The Alpine School Limited	NSW	436,618	69,006	4,837	0	78,344	17,737	167,295	0	0	773,837
The Anglican School Googong	NSW	2,496,878	446,609	4,284	0	128,828	0	56,002	0	0	3,132,601
The Armidale School	NSW	4,737,902	139,397	67,299	0	166,103	558,414	16,651	0	0	5,685,766
The Armidale Waldorf School LTD	NSW	1,090,619	220,743	46,215	0	71,278	123,716	151,995	0	0	1,704,566
The Association for Christian Education of Blacktown Ltd	NSW	7,363,944	862,466	10,607	25,925	639,805	0	0	0	0	8,902,747
The Athena School Limited	NSW	272,172	0	2,042	0	35,866	0	106,459	0	0	416,539
The Casarina School Co-Operative LTD	NSW	1,103,781	246,408	6,261	0	68,570	89,314	147,640	0	0	1,661,974
The Central Coast Montessori Primary School Limited	NSW	421,309	37,029	2,044	0	8,197	0	146,723	0	0	615,302
The Christian Parent-Controlled School Wellington Limited	NSW	696,543	73,033	170,784	0	185,245	109,822	171,902	0	0	1,407,329
The Coast Christian School Limited	NSW	914,040	42,940	1,860	0	55,973	0	140,492	0	-1	1,155,304
The Contributors Society Ltd	NSW	3,032,660	0	8,921	13,411	290,805	0	185,667	0	0	3,531,464
The Council of Abbotsleigh	NSW	4,323,057	49,421	27,571	4,448	35,340	0	0	0	0	4,439,837
The Council of Barker College	NSW	7,578,270	160,255	963,175	73,219	500,193	247,961	260,117	0	-1	9,783,189
The Council of St Andrew's Cathedral School	NSW	5,279,588	869,749	387,373	29,161	213,772	0	136,436	0	-1	6,916,078
The Council of St Catherine's School Waverley	NSW	3,660,597	188,266	34,281	1,108	77,300	0	0	0	0	3,961,552

Name	State	Base	Students with disability	Aboriginal and Torres Strait Islander	Low English proficiency	Socio educational disadvantage	Location	Size	Prescribed Circumstances Funding ⁶	Adjustments ⁷	Total Funding
The Council of Tara Anglican School for Girls	NSW	3,860,038	100,415	5,926	2,850	37,539	0	0	0	0	4,006,768
The Council of the King's School	NSW	10,092,722	477,966	11,955	4,563	200,509	0	140,877	0	0	10,928,592
The Council of Trinity Grammar School	NSW	11,848,060	952,232	6,927	10,275	192,107	0	0	0	0	13,009,601
The Ebenezer Foundation Ltd	NSW	737,506	0	0	0	109,643	0	159,232	0	0	1,006,381
The Greek Orthodox Parish of South East Sydney	NSW	5,396,070	205,176	0	6,197	296,719	0	0	0	0	5,904,162
The Hills Grammar School	NSW	4,033,611	1,569,105	0	2,029	125,868	0	0	0	0	5,730,613
The Illawarra Grammar School	NSW	5,094,512	364,199	43,667	8,668	95,719	0	0	0	-1	5,606,764
The International Grammar School Sydney, LTD	NSW	4,239,813	215,552	61,793	1,042	94,157	0	0	0	0	4,612,357
The John Wycliffe Christian Education Association Ltd	NSW	3,537,206	449,888	6,947	0	146,524	0	149,630	0	0	4,290,195
The Joseph Varga School	NSW	163,044	439,435	0	0	70,272	0	60,586	0	0	733,337
The McDonald College Limited	NSW	1,684,805	233,227	6,484	3,814	91,956	0	198,790	0	0	2,219,076
The Muslim League of New South Wales Incorporated	NSW	4,703,261	7,004	0	60,829	631,857	0	0	0	0	5,402,951
The Nature School Incorporated	NSW	675,691	90,670	9,675	0	46,704	39,970	151,791	0	-1	1,014,500
The Peninsula Montessori Association Ltd	NSW	427,121	178,442	0	0	4,469	0	127,447	0	-1	737,478
The Pittwater House Schools Ltd	NSW	4,025,159	224,600	6,891	1,138	69,615	0	0	0	-19,393	4,308,010
The Presbyterian Church (New South Wales) Property Trust for Casino Presbyterian Church	NSW	2,390,161	433,205	71,043	0	418,859	0	195,364	0	0	3,508,631

Name	State	Base	Students with disability	Aboriginal and Torres Strait Islander	Low English proficiency	Socio educational disadvantage	Location	Size	Prescribed Circumstances Funding ⁶	Adjustments ⁷	Total Funding
The Presbyterian Church New South Wales Property Trust	NSW	21,689,106	1,862,561	162,133	12,946	1,074,103	381,931	394,334	0	-2,647	25,574,467
The Riverina Anglican College Board	NSW	7,443,393	462,932	37,327	12,508	375,682	118,136	0	0	0	8,449,978
The Salvation Army (NSW) Property Trust	NSW	145,958	68,357	3,447	0	62,908	0	45,227	0	-6,864	319,033
The Salvation Army (Qld) Property Trust	NSW	555,899	378,066	81,266	0	239,593	0	130,863	0	0	1,385,687
The Small School Ltd	NSW	284,725	22,262	2,229	969	23,470	0	152,641	0	0	486,296
The Sutherland Shire Christian School Association Limited	NSW	6,531,906	153,529	2,215	0	266,030	0	0	0	0	6,953,680
The Tamworth Christian Education Association Limited	NSW	8,752,894	954,451	499,482	8,261	1,089,057	659,107	171,437	0	-1	12,134,688
The Trustees of the Sydney Grammar School	NSW	4,671,354	221,741	7,482	2,336	5,661	0	0	0	0	4,908,574
The United Church in Australia Property Trust (NSW)	NSW	23,109,438	1,511,378	145,583	30,260	540,612	171,550	0	0	0	25,508,822
The William Branwhite Clarke College Council	NSW	12,327,145	314,765	12,595	0	478,081	0	0	0	0	13,132,586
Thomas More Schools Incorporated	NSW	230,878	0	0	0	22,357	56,931	137,603	0	0	447,769
Toongabbie Christian College Ltd	NSW	8,464,962	713,669	14,578	21,158	365,748	0	0	0	0	9,580,115
Trinity Catholic College Lismore Ltd	NSW	9,331,702	847,714	65,279	3,379	842,231	0	0	0	0	11,090,305
Trustees of the Lebanese Maronite Order	NSW	10,879,662	314,455	0	59,718	1,291,443	0	0	0	0	12,545,278
Trustees of the Marist Brothers	NSW	11,441,791	599,130	201,348	1,043	1,049,623	0	0	0	0	13,292,935

Name	State	Base	Students with disability	Aboriginal and Torres Strait Islander	Low English proficiency	Socio educational disadvantage	Location	Size	Prescribed Circumstances Funding ⁶	Adjustments ⁷	Total Funding
Trustees of the Marist Brothers	NSW	6,189,602	1,503,404	169,964	5,337	516,454	0	107,619	0	0	8,492,380
Tuggerah Lakes Community College Limited	NSW	661,093	111,323	101,061	0	284,931	0	140,468	0	0	1,298,876
Tuntable Falls Community Primary School	NSW	414,085	53,525	2,016	0	51,934	20,299	144,536	0	0	686,395
Unity Grammar College Ltd	NSW	9,987,186	586,964	0	71,575	1,211,277	0	0	0	0	11,857,002
Valley Hope School Ltd	NSW	313,274	488,746	37,664	0	135,021	27,500	109,803	0	0	1,112,008
Wagga Wagga Christian College	NSW	4,986,579	348,960	67,176	18,886	614,061	20,133	0	0	0	6,055,795
Warakirri College Limited	NSW	3,805,702	1,996,613	300,080	9,286	1,640,258	0	222,591	0	0	7,974,530
Warrah Society	NSW	296,195	746,141	0	0	127,660	0	84,003	0	-42,141	1,211,858
Waverley Action for Youth Services	NSW	625,009	135,457	12,397	0	269,380	0	133,103	0	0	1,175,346
Wenona School Ltd	NSW	3,201,665	525,804	5,171	6,403	37,951	0	0	0	-7,133	3,769,861
Westbourne College Sydney LIMITED	NSW	96,683	0	0	0	1,248	0	72,363	0	0	170,294
Western Riverina Community College Incorporated	NSW	364,896	269,659	64,871	0	160,440	78,771	145,134	0	0	1,083,772
Westmead Christian Grammar School Limited	NSW	1,068,984	342,841	0	11,371	83,736	0	129,407	0	0	1,636,339
Winfrid West Schools Limited	NSW	3,071,300	58,500	9,986	0	48,136	0	375,964	0	0	3,563,886
Woodbury Autism Education and Research Limited	NSW	184,984	571,017	1,863	1,850	79,728	0	123,271	0	0	962,713
Workers Educational Association - Hunter	NSW	5,395,537	1,227,545	483,307	0	2,325,476	0	240,751	0	0	9,672,616
Workers' Educational Association Illawarra	NSW	963,689	1,505,544	86,538	0	415,350	0	195,456	0	0	3,166,577

Name	State	Base	Students with disability	Aboriginal and Torres Strait Islander	Low English proficiency	Socio educational disadvantage	Location	Size	Prescribed Circumstances Funding ⁶	Adjustments ⁷	Total Funding
Wycliffe Hope School Limited	NSW	150,156	356,524	2,670	0	64,718	0	96,262	0	0	670,330
Wyong Christian Community School Limited	NSW	7,074,562	355,172	32,701	0	705,773	0	0	0	0	8,168,208
Yanginook LTD	NSW	293,588	95,346	1,786	0	9,230	0	132,519	0	0	532,469
Yeshiva College Bondi Limited	NSW	540,565	15,334	0	0	120,637	0	175,275	0	0	851,811
Young Muslim Association Incorporated	NSW	929,013	296,368	2,081	16,877	366,553	90,069	168,692	0	0	1,869,653
Youth Off The Streets Limited	NSW	2,056,411	3,573,401	129,228	3,308	886,313	0	469,544	0	-47,525	7,070,680
Zahra Education Inc	NSW	1,454,783	105,116	0	13,319	189,878	0	152,642	0	-16,079	1,899,659
Catholic Church of the Diocese of Darwin Property Trust Inc	NT	39,740,706	14,312,988	14,029,862	896,463	9,182,405	14,129,329	2,407,655	0	-255,204	94,444,204
Haileybury Rendall School	NT	6,398,440	957,646	391,594	15,487	574,398	1,022,219	0	0	0	9,359,784
Milkwood Steiner School Association Incorporated	NT	627,251	224,530	19,452	0	35,448	114,120	131,338	0	0	1,152,139
Nawarddeen Academy Ltd	NT	336,349	0	403,617	14,247	75,034	490,958	317,074	0	0	1,637,279
NT Christian Schools	NT	10,923,009	3,004,183	1,239,747	87,976	1,725,658	4,011,398	1,187,531	0	0	22,179,502
Nyangatjara Aboriginal Corporation	NT	707,503	482,587	825,225	63,675	329,902	672,747	201,614	0	0	3,283,253
St Philips College Alice Springs	NT	4,356,617	780,166	518,157	14,284	503,876	2,086,090	119,722	0	0	8,378,912
The Alice Springs Steiner Association	NT	1,127,323	135,134	64,386	890	54,997	447,833	145,906	0	0	1,976,469
The Essington School Darwin Limited	NT	5,294,661	427,352	21,613	1,010	141,787	1,223,751	0	0	0	7,110,174
Tiwi Education Board Incorporated	NT	1,126,496	299,297	1,228,109	101,384	563,249	1,006,282	161,297	0	0	4,486,113
Yipirinya School Council Inc	NT	1,034,700	354,576	1,241,639	93,124	517,350	358,748	161,128	0	-90,196	3,671,070
Yirralka Education Ltd	NT	586,767	0	704,121	57,650	293,384	603,851	174,517	0	0	2,420,290

Name	State	Base	Students with disability	Aboriginal and Torres Strait Islander	Low English proficiency	Socio educational disadvantage	Location	Size	Prescribed Circumstances Funding ⁶	Adjustments ⁷	Total Funding
A B Paterson College Limited	QLD	11,713,627	132,810	19,603	5,308	372,171	0	0	0	0	12,243,519
A S G School Incorporated	QLD	4,288,577	175,042	333,033	3,145	1,020,249	1,089,682	188,013	0	0	7,097,741
Aboriginal & Islander Independent Community School Incorporated	QLD	2,619,147	515,906	2,640,793	235,723	1,208,736	0	171,939	0	0	7,392,244
Akademeia Limited	QLD	858,060	133,186	6,308	2,156	213,398	0	152,642	0	0	1,365,750
All Saints Anglican School Limited	QLD	13,360,372	914,190	69,049	6,002	257,235	0	0	0	0	14,606,848
Alta-1 College (QLD) Ltd	QLD	833,687	667,529	50,948	0	359,320	0	172,220	0	0	2,083,705
Ananda Marga Education Limited	QLD	961,056	172,880	16,776	0	51,649	0	145,172	0	-1	1,347,532
ASD Learning LTD	QLD	830,765	1,148,383	2,070	0	358,059	0	172,817	0	-1	2,512,093
Australian Christian College - Moreton Ltd	QLD	9,526,013	1,269,333	116,315	3,011	1,547,521	0	0	0	0	12,462,193
Australian Industry Trade College Ltd	QLD	9,239,726	53,308	67,175	1,182	1,413,322	0	934,267	0	-3	11,708,977
Australian International Islamic College Board Inc.	QLD	10,252,625	696,567	0	447,470	2,817,329	0	0	0	0	14,213,991
Australian Technology and Agricultural College Ltd	QLD	154,583	0	3,331	0	19,194	0	50,180	0	-16,000	211,288
Australian Trade College North Brisbane Ltd	QLD	2,817,630	127,148	33,191	0	446,985	0	230,626	0	0	3,655,580
Autism Queensland Limited	QLD	905,022	2,626,894	29,224	544	390,064	0	139,513	0	0	4,091,261
Blackall Range Independent School Association Inc	QLD	1,045,421	149,591	5,443	0	146,050	0	222,012	0	0	1,568,517
Blackheath and Thornburgh College	QLD	2,657,490	261,870	273,245	0	575,365	694,619	204,594	0	0	4,667,183

Name	State	Base	Students with disability	Aboriginal and Torres Strait Islander	Low English proficiency	Socio educational disadvantage	Location	Size	Prescribed Circumstances Funding ⁶	Adjustments ⁷	Total Funding
Board of Trustees of the Brisbane Grammar School	QLD	7,602,971	252,177	18,008	2,464	45,574	0	0	0	0	7,921,194
Board of Trustees of the Ipswich Girls Grammar School	QLD	7,308,833	367,985	111,461	3,157	240,370	0	0	0	0	8,031,806
Board of Trustees of the Ipswich Grammar School	QLD	8,181,219	166,349	132,387	5,383	522,716	0	0	0	0	9,008,054
Board of Trustees of the Rockhampton Girls' Grammar School	QLD	2,883,287	173,090	141,736	2,028	369,222	96,542	196,551	0	0	3,862,456
Board of Trustees of the Rockhampton Grammar School	QLD	11,987,038	488,155	133,959	13,913	964,333	412,330	0	0	0	13,999,728
Board of Trustees of the Toowoomba Grammar School	QLD	9,150,849	274,486	63,284	0	352,013	0	0	0	0	9,840,632
Border Rivers Christian College Ltd	QLD	1,020,935	178,166	18,820	0	163,892	210,406	180,662	0	0	1,772,881
Brisbane Christian College	QLD	8,675,672	614,910	45,552	7,781	564,387	0	0	0	0	9,908,302
Brisbane Girls Grammar School	QLD	5,754,261	57,860	5,045	11,345	57,875	0	0	0	-1	5,886,385
Brisbane Independent School Incorporated	QLD	516,627	243,458	8,050	2,460	12,490	0	125,963	0	0	909,048
Bundaberg Christian College Limited	QLD	6,893,605	495,799	61,226	4,289	831,802	0	0	0	0	8,286,721
Burdekin Christian College Inc	QLD	1,977,492	170,621	243,734	0	524,953	429,700	175,365	0	0	3,521,865
Burnett Youth Learning Centre Ltd	QLD	891,896	1,026,325	126,152	0	384,407	3,070	182,682	0	0	2,614,532
Cairns Christian College Limited	QLD	5,110,466	153,128	130,766	8,120	483,942	757,106	0	0	0	6,643,528
Cairns Rudolf Steiner School Ltd	QLD	1,566,625	167,487	12,955	0	237,327	301,271	155,415	0	-48,290	2,392,790
Caloundra Christian College Limited	QLD	3,232,371	297,536	58,676	0	369,123	0	164,842	0	-1	4,122,547

Name	State	Base	Students with disability	Aboriginal and Torres Strait Islander	Low English proficiency	Socio educational disadvantage	Location	Size	Prescribed Circumstances Funding ⁶	Adjustments ⁷	Total Funding
Caloundra City School Limited	QLD	1,678,853	224,748	17,016	1,022	84,962	0	188,311	0	0	2,194,912
Calvary Temple Christian Colleges Ltd	QLD	7,885,262	320,484	208,093	22,107	1,390,232	1,233,341	0	0	0	11,059,519
Cannon Hill Anglican College Pty Ltd	QLD	9,020,039	873,218	3,079	3,057	114,963	0	0	0	0	10,014,356
Canterbury College Limited	QLD	12,159,038	762,212	60,673	7,571	833,873	0	0	0	0	13,823,367
Cape York Girl Academy Limited	QLD	270,205	114,778	324,246	24,320	129,631	73,107	135,943	0	0	1,072,230
Carmichael College Ltd	QLD	4,212,334	522,754	38,120	0	464,493	0	0	0	0	5,237,701
Cassowary Coast Community Campus INC.	QLD	156,803	4,066	6,022	0	29,455	83,896	152,642	0	0	432,884
Central Queensland Christian College Limited	QLD	1,448,775	178,260	314,738	0	374,320	54,160	190,894	0	0	2,561,147
CHBE LTD	QLD	7,943,053	350,696	181,251	9,420	1,719,678	0	0	0	0	10,204,098
CHILD The Association for Childhood Language & Related Disorders	QLD	1,108,794	2,354,140	13,326	3,671	477,890	0	157,415	0	0	4,115,236
Christian Community Ministries Ltd	QLD	51,134,901	4,980,157	996,185	310,144	9,222,070	2,328,369	1,053,914	0	-6,635	70,019,105
CHRISTIAN OUTREACH CENTRE	QLD	32,558,037	2,007,230	194,780	23,511	2,416,185	0	0	0	0	37,199,743
Community Learning Ltd	QLD	826,039	1,116,966	161,744	0	356,023	0	168,559	0	-31,908	2,597,424
Community Youth Education Options LTD	QLD	1,198,254	1,149,403	21,559	1,115	516,448	0	231,346	0	0	3,118,125
Cooloola Christian College Limited	QLD	4,400,429	480,692	64,839	2,151	706,785	0	63,782	0	-1	5,718,677
Coolum Beach Christian College Ltd	QLD	3,814,228	264,283	30,214	0	305,795	0	37,563	0	0	4,452,083

Name	State	Base	Students with disability	Aboriginal and Torres Strait Islander	Low English proficiency	Socio educational disadvantage	Location	Size	Prescribed Circumstances Funding ⁶	Adjustments ⁷	Total Funding
Corporation of the Roman Catholic Bishops of Queensland.	QLD	1,320,493,572	148,703,939	28,894,977	1,283,989	146,603,563	69,916,808	21,034,555	0	-1,071,817	1,735,859,586
Corporation of the Synod of the Diocese of Brisbane	QLD	93,617,772	4,654,257	545,768	31,618	4,350,680	16,445	0	0	0	103,216,540
DARLINGIA LTD	QLD	32,667	55,898	0	0	0	20,210	72,947	0	0	181,721
Discovery Christian College Inc	QLD	1,755,112	149,939	24,706	0	299,174	330,325	204,168	0	0	2,763,424
Djarragun College Limited	QLD	4,185,011	1,163,444	4,811,130	376,651	1,931,383	629,797	208,925	0	0	13,306,341
Education For Generations Limited	QLD	508,185	65,280	4,565	943	40,734	0	164,700	0	0	784,407
Emmanuel College	QLD	13,274,938	1,375,458	10,941	4,252	466,193	0	177,065	0	0	15,308,847
Equipping for Life Ltd	QLD	8,627,035	6,830,054	374,585	3,796	3,718,253	0	0	0	-4,286	19,549,437
External Senior School Limited	QLD	323,098	0	2,647	0	18,707	0	147,982	0	0	492,434
Faith Baptist Church Inc	QLD	782,192	80,830	10,248	0	146,472	57,328	186,938	0	-1	1,264,007
FSAC LTD	QLD	16,183,423	753,070	59,722	30,604	791,767	0	0	0	0	17,818,586
GEMS Christian Education Limited	QLD	2,004,508	435,051	67,408	3,690	499,683	672,784	346,981	0	0	4,030,105
Genesis Christian College Ltd	QLD	11,607,201	1,073,364	47,459	5,267	676,727	0	0	0	0	13,410,018
Glasshouse Christian College Limited	QLD	10,550,231	579,943	90,245	3,166	1,418,868	0	0	0	0	12,642,453
Good Shepherd Baptist Church Ltd.	QLD	1,034,332	237,646	11,460	3,506	120,554	0	169,346	0	0	1,576,844
Goora Gan Steiner School Inc.	QLD	435,108	17,821	7,362	0	76,593	100,568	149,492	0	0	786,944
Gulf Christian College LTD	QLD	1,100,930	161,277	525,698	99,083	508,080	939,273	168,356	0	0	3,502,697
Heights College Ltd	QLD	8,149,255	989,903	134,965	9,317	1,380,980	256,944	0	0	0	10,921,364
Hillbrook Anglican School Limited	QLD	5,601,024	429,106	17,117	0	66,950	0	0	0	0	6,114,197

Name	State	Base	Students with disability	Aboriginal and Torres Strait Islander	Low English proficiency	Socio educational disadvantage	Location	Size	Prescribed Circumstances Funding ⁶	Adjustments ⁷	Total Funding
Hillcrest Christian College Limited	QLD	12,311,281	451,594	68,510	7,345	567,792	0	0	0	0	13,406,522
Hills International College Ltd	QLD	4,419,442	200,572	22,873	2,997	582,615	0	0	0	0	5,228,499
Hinchinbrook Christian School Inc	QLD	19,638	0	0	0	251	35,641	115,555	0	0	171,085
Horizons College of Learning and Enrichment Limited	QLD	1,600,518	316,849	67,206	0	689,823	0	241,996	0	0	2,916,392
HUMANITAS HIGH SCHOOL LTD	QLD	60,336	49,640	0	0	4,942	0	26,797	0	0	141,715
INTERNATIONAL EDUCATION SERVICES LTD	QLD	135,454	0	0	0	4,206	0	67,841	0	0	207,501
Islamic College of Brisbane Limited	QLD	12,637,144	335,528	9,948	103,484	878,923	0	0	0	0	13,965,027
John Paul College Limited	QLD	10,559,199	413,562	79,833	6,785	383,417	0	0	0	0	11,442,796
Jubilee Christian College Limited	QLD	3,144,108	796,179	206,314	2,786	714,788	1,049,701	0	0	0	5,913,876
Kimberley College Ltd	QLD	7,109,045	339,131	36,878	1,123	761,563	0	0	0	0	8,247,740
King's Christian Education Limited	QLD	30,685,690	1,757,563	120,425	27,172	1,946,957	0	0	0	0	34,537,807
Koorabyn Campus Incorporated	QLD	3,660,372	307,578	120,741	1,057	641,651	33,445	189,529	0	0	4,954,373
Kurta Mulla Gorinna Inc	QLD	583,833	44,274	266,779	7,147	251,632	64,006	156,735	0	-1	1,374,405
Leading Educational Enterprises Ltd	QLD	5,791,854	1,389,464	27,276	0	400,654	0	0	0	-1	7,609,247
Lighthouse Baptist Church Rockhampton	QLD	1,494,292	235,640	37,789	1,826	245,351	48,854	93,394	0	0	2,157,145
Lighthouse Christian School Limited	QLD	2,008,612	258,652	81,058	0	430,977	63,802	58,513	0	-775	2,900,838

Name	State	Base	Students with disability	Aboriginal and Torres Strait Islander	Low English proficiency	Socio educational disadvantage	Location	Size	Prescribed Circumstances Funding ⁶	Adjustments ⁷	Total Funding
Lutheran Church of Australia Queensland District	QLD	154,650,115	15,929,436	1,275,561	69,504	11,020,313	1,435,064	252,213	0	0	184,632,206
Mackay Christian Colleges Ltd	QLD	7,155,872	959,026	171,239	954	1,243,912	687,191	0	0	0	10,218,194
Maleny Independent School Ltd	QLD	334,086	349,174	10,661	0	42,746	0	86,824	0	0	823,491
Maridahi Early Childhood Community	QLD	675,874	22,801	9,148	0	38,358	0	272,976	0	0	1,019,157
Maryborough Christian Education Foundation Ltd	QLD	10,945,232	917,806	230,032	2,003	2,297,632	0	0	0	-1	14,392,704
Mastery Schools Australia Limited	QLD	1,050,919	714,139	20,914	0	452,946	0	199,389	0	0	2,438,307
Matthew Flinders Anglican College Limited	QLD	10,485,620	387,566	22,740	2,258	160,396	0	0	0	0	11,058,580
Mawarra Independent School Inc	QLD	307,823	161,290	13,895	0	52,600	1,677	127,413	0	0	664,698
Men of Business Australia Limited	QLD	1,368,763	915,042	22,330	1,205	589,937	0	244,309	0	0	3,141,587
MING-DE INTERNATIONAL SCHOOL TOOWOOMBA INC	QLD	80,931	0	0	450	4,152	0	72,352	0	0	157,885
Montessori International College Limited	QLD	2,337,772	189,350	0	0	78,946	0	160,659	0	0	2,766,727
Moreton Bay Birali Steiner School Association Inc.	QLD	1,021,061	203,534	25,413	0	132,591	0	187,215	0	0	1,569,814
Moreton Bay Boys College Ltd	QLD	3,280,679	475,868	16,454	1,039	81,740	0	15,322	0	0	3,871,102
Moreton Bay College	QLD	6,679,958	342,904	11,431	3,336	154,910	0	0	0	-1	7,192,538
Moreton Bay Montessori Association Inc.	QLD	1,458,692	153,371	8,256	0	83,381	0	146,055	0	0	1,849,755
Mueller College Limited	QLD	16,521,272	951,717	98,112	24,560	1,447,959	0	0	0	0	19,043,620

Name	State	Base	Students with disability	Aboriginal and Torres Strait Islander	Low English proficiency	Socio educational disadvantage	Location	Size	Prescribed Circumstances Funding ⁶	Adjustments ⁷	Total Funding
Music Industry Community Services Limited	QLD	786,535	0	2,282	0	55,992	0	196,046	0	0	1,040,855
Nambour Christian College Ltd	QLD	10,208,414	797,377	96,909	8,784	777,724	0	0	0	0	11,889,208
Noosa Pengari Steiner School Assn Inc.	QLD	2,901,107	223,594	2,014	1,000	160,839	0	166,997	0	-1	3,455,550
Northside Christian College Ltd	QLD	8,641,906	660,202	4,203	1,014	169,428	0	0	0	0	9,476,753
Ohana Education Ltd	QLD	3,468,585	1,224,591	72,031	0	1,494,960	0	250,077	0	0	6,510,244
ONESCHOOL GLOBAL QLD LTD.	QLD	2,432,452	184,369	0	0	677,823	0	203,818	0	0	3,498,462
Opus Angelorum Ltd	QLD	324,971	32,660	0	0	14,622	0	186,563	0	0	558,816
Ormiston College Limited	QLD	9,647,699	228,227	15,758	7,671	222,159	0	0	0	0	10,121,514
Parents' National Education Union (Australia) Inc.	QLD	1,320,861	295,292	39,041	0	416,578	0	188,280	0	0	2,260,052
Parklands Christian College Limited	QLD	6,956,685	737,644	29,581	13,683	1,012,276	0	0	0	0	8,749,869
Peregian Beach Community College Ltd	QLD	2,378,494	175,555	6,345	0	213,605	0	178,869	0	0	2,952,868
Pine Community School LTD	QLD	739,964	91,750	6,071	0	50,624	0	137,800	0	0	1,026,209
Queensland Baptists Education Company Ltd	QLD	4,136,807	557,749	66,468	0	679,162	9,850	0	0	0	5,450,036
Queensland Education & Cultural Foundation Limited	QLD	2,961,661	515,894	6,418	13,426	446,412	0	120,211	0	0	4,064,022
Radiant Life Education Ltd	QLD	862,382	17,701	929,845	77,614	402,930	189,631	162,655	0	0	2,642,759
Redlands Combined Independent College Inc.	QLD	10,550,985	1,080,426	62,450	0	617,912	0	0	0	0	12,311,773
Rivermount Education Limited	QLD	8,605,988	1,019,618	236,702	1,997	933,918	0	0	0	0	10,798,223
Rudolf Steiner Education Group Brisbane Inc.	QLD	3,038,853	258,587	5,469	801	150,760	0	0	0	0	3,454,470

Name	State	Base	Students with disability	Aboriginal and Torres Strait Islander	Low English proficiency	Socio educational disadvantage	Location	Size	Prescribed Circumstances Funding ⁶	Adjustments ⁷	Total Funding
Saint Stephen's College Limited	QLD	7,913,784	685,035	17,312	9,785	338,121	0	0	0	0	8,964,037
Searchlight Education Springfield	QLD	2,706,164	94,407	2,207,340	243,555	1,248,895	0	176,681	0	0	6,677,042
Seventh-Day Adventist Schools (Northern Australia) Limited	QLD	3,638,526	187,408	446,272	7,281	700,166	484,089	558,109	0	0	6,021,851
Seventh-Day Adventist Schools (South Queensland) Limited	QLD	21,834,948	1,918,599	216,173	15,036	2,043,048	0	911,834	0	0	26,939,638
Sheldon College	QLD	9,358,247	287,161	20,900	0	302,056	0	0	0	0	9,968,364
Silver Lining Foundation Australia Limited	QLD	1,730,987	1,426,097	2,024,505	155,788	815,738	752,927	682,068	0	-1,489,878	6,098,232
Sinai College	QLD	275,435	3,709	4,540	0	9,908	0	139,223	0	0	432,815
Somerset College Limited	QLD	11,096,875	365,754	17,838	1,142	134,815	0	0	0	0	11,616,424
St Aidan's School Council Limited	QLD	3,015,056	228,381	11,774	4,339	56,606	0	0	0	-1	3,316,155
St Margaret's School Council Limited	QLD	5,542,009	504,028	68,406	5,665	140,027	0	0	0	0	6,260,135
St Michael's College	QLD	3,035,666	350,131	9,973	0	336,640	0	0	0	0	3,732,410
St Philomena School Limited	QLD	2,160,039	82,466	0	0	157,117	0	182,275	0	0	2,581,897
Tamboorine Mountain College Limited	QLD	4,553,584	56,541	8,911	1,103	408,876	0	40,752	0	0	5,069,767
TEC-NQ Limited	QLD	3,262,915	3,670	169,170	0	805,876	513,169	223,302	0	0	4,978,102
The Association for Parent Controlled Christian Schools At Brisbane	QLD	10,377,373	673,695	40,789	33,480	744,812	0	0	0	-1	11,870,148
The Baptist Union of Queensland- Community Services Group	QLD	6,791,546	3,003,422	2,039,406	121,024	3,165,531	350,951	819,077	0	-1	16,290,956
The BUSY School Ltd	QLD	2,529,945	380,100	183,816	2,606	1,090,406	369,890	244,227	0	0	4,800,990

Name	State	Base	Students with disability	Aboriginal and Torres Strait Islander	Low English proficiency	Socio educational disadvantage	Location	Size	Prescribed Circumstances Funding ⁶	Adjustments ⁷	Total Funding
The Cathedral School of St Anne and St James Limited	QLD	8,120,377	368,121	189,012	4,296	345,408	1,468,794	0	0	0	10,496,008
The Montessori School Limited	QLD	1,259,765	367,681	0	1,583	14,544	0	131,705	0	0	1,775,278
The Presbyterian and Methodist Schools Association	QLD	22,718,660	2,363,782	149,419	15,764	546,793	0	184,649	0	0	25,979,067
The Presbyterian Church of Queensland	QLD	6,086,024	277,212	65,227	0	244,723	0	0	0	0	6,673,186
The School of Total Education	QLD	1,065,531	97,654	38,961	0	156,274	14,742	192,067	0	0	1,565,229
The Spot Academy LTD	QLD	1,106,851	690,748	5,400	1,218	477,053	0	223,875	0	0	2,505,145
The Uniting Church In Australia Property Trust (Q)	QLD	19,246,232	1,399,825	193,358	9,299	1,422,666	52,172	191,180	0	0	22,514,732
THE VILLAGE SCHOOL GOLD COAST LTD	QLD	52,146	0	0	0	3,370	0	62,705	0	0	118,221
Toogoolawa Schools Limited	QLD	1,206,636	1,294,008	59,101	0	520,060	0	194,032	0	0	3,273,837
Toowoomba Christian College Limited	QLD	6,524,120	368,760	41,029	1,016	574,798	0	0	0	0	7,509,723
Toowoomba Christian Parent Controlled Day School Assoc.	QLD	990,635	102,486	19,774	2,751	124,491	0	145,867	0	0	1,386,004
Townsville Christian College Limited	QLD	2,943,899	70,912	1,708,656	18,493	977,383	455,045	141,841	0	0	6,316,229
Townsville Christian Education Association Limited	QLD	5,097,904	241,618	43,191	23,519	415,539	825,177	0	0	0	6,646,948
Townsville Grammar School	QLD	8,607,598	312,679	74,702	7,407	271,623	1,702,530	0	0	-1	10,976,538
Townsville Independent School Association Inc.	QLD	387,750	0	4,695	0	58,790	79,405	152,044	0	-1	682,683
Transformed Futures LTD	QLD	194,611	482,636	7,906	0	83,878	0	54,273	0	-1	823,303
Trinity Anglican School Limited	QLD	6,033,372	258,153	43,295	3,967	182,140	1,036,765	0	0	0	7,557,692

Name	State	Base	Students with disability	Aboriginal and Torres Strait Islander	Low English proficiency	Socio educational disadvantage	Location	Size	Prescribed Circumstances Funding ⁶	Adjustments ⁷	Total Funding
Trinity College Gladstone Ltd	QLD	4,888,947	554,711	64,318	1,879	596,816	244,730	0	0	0	6,351,401
Wadja Aboriginal Corporation for Education	QLD	777,833	14,668	909,112	70,005	382,588	396,376	223,118	0	-31,111	2,742,589
Whitsunday Anglican School Limited	QLD	6,250,993	368,308	12,932	5,169	267,272	647,530	0	0	0	7,552,204
Yarranlea Limited	QLD	339,203	3,855	0	0	5,078	0	144,731	0	0	492,867
Y-CARE (South-East Queensland) Inc.	QLD	7,943,067	5,287,779	555,107	29,497	3,087,952	0	1,087,358	0	-1,578,210	16,412,550
Amnesley College	SA	1,478,114	99,260	0	902	12,819	0	55,155	0	0	1,646,250
Bethany Christian School Inc	SA	4,580,086	621,737	22,708	29,465	949,374	0	0	0	0	6,203,370
Cedar College INC	SA	7,468,515	594,572	12,728	11,336	529,857	0	0	0	0	8,617,008
Copper Triangle Christian School Association Inc	SA	2,846,517	314,091	46,654	1,992	601,498	453,282	181,086	0	0	4,445,120
Dara Village Incorporated	SA	458,425	342,105	2,021	0	2,785	0	146,048	0	0	951,384
Emmaus Christian College Inc	SA	7,498,794	506,859	2,094	7,298	241,442	0	0	0	-9,033	8,247,454
Eynesbury Senior College Incorporated	SA	732,230	63,045	2,308	1,000	36,842	0	216,176	0	0	1,051,601
Garden College	SA	2,850,920	81,378	0	79,446	449,475	0	140,586	0	0	3,601,805
Heritage College Inc	SA	3,435,373	216,683	1,982	0	353,683	0	90,281	0	0	4,098,002
Hope Christian College Inc	SA	7,964,996	327,132	33,819	95,669	1,692,947	0	0	0	0	10,114,563
IQRA Islamic College of South Australia Limited	SA	3,349,860	149,449	0	75,633	431,533	0	125,288	0	0	4,131,763
King's Baptist Grammar School Incorporated	SA	9,174,012	545,593	14,682	2,045	443,265	0	0	0	0	10,179,597
Lutheran Education South Australia, Northern Territory and Western Australia Incorporated	SA	126,797,519	12,247,477	4,663,618	390,284	13,314,463	7,345,864	2,247,953	0	-36,657	166,970,521

Name	State	Base	Students with disability	Aboriginal and Torres Strait Islander	Low English proficiency	Socio educational disadvantage	Location	Size	Prescribed Circumstances Funding ⁶	Adjustments ⁷	Total Funding
Mid North Christian College Association Incorporated	SA	2,173,343	283,561	29,169	7,582	438,424	280,318	186,057	0	0	3,398,454
Mount Barker Waldorf School, A School For Rudolf Steiner Education Incorporated	SA	2,765,023	140,309	8,081	0	156,831	0	170,603	0	0	3,240,847
Mount Torrens Christian School Incorporated	SA	443,305	13,863	0	1,093	110,992	0	177,655	0	0	746,908
Muirden College Pty Ltd	SA	743,375	45,177	2,707	2,878	50,592	0	181,300	0	0	1,026,029
Multi Cultural Youth Education Support Services Limited	SA	6,628,302	543,283	0	127,779	664,951	0	0	0	0	7,964,315
Ngutu College Ltd	SA	875,483	699,322	203,475	0	121,030	0	152,642	0	0	2,051,952
OneSchool Global SA Incorporated	SA	669,570	60,629	0	0	208,016	0	192,823	0	0	1,131,038
Pedare Christian College Inc	SA	8,691,601	109,145	22,377	5,454	506,896	0	0	0	0	9,335,473
Pembroke School Incorporated	SA	7,660,852	580,910	21,185	5,523	90,224	0	0	0	0	8,358,694
Pilgrim School Inc	SA	1,356,234	167,638	3,726	0	41,707	0	138,994	0	0	1,708,299
Playford College Ltd	SA	4,341,058	288,979	0	123,238	1,247,491	0	0	0	0	6,000,766
Portside Christian College Inc	SA	6,063,284	362,204	23,620	3,279	522,528	0	0	0	0	6,974,915
Prince Alfred College	SA	5,805,950	734,640	32,159	1,066	149,639	0	0	0	0	6,723,454
Pulteney Grammar School Inc	SA	4,547,358	503,880	0	3,910	63,780	0	0	0	0	5,118,928
Riverland Christian School Inc	SA	713,780	46,859	10,111	0	128,387	218,420	184,909	0	0	1,302,466
Scotch College Incorporated	SA	5,364,276	580,754	11,215	0	109,212	0	0	0	0	6,065,457
SEDA College SA Limited	SA	1,313,036	149,652	38,297	0	196,280	0	242,135	0	0	1,939,400
Seventh-Day Adventist Schools (South Australia) Limited	SA	13,289,955	1,534,661	71,191	71,430	1,615,597	0	216,177	0	0	16,799,011
Seymour College Inc	SA	3,366,387	347,265	34,354	0	87,439	0	0	0	0	3,835,445

Name	State	Base	Students with disability	Aboriginal and Torres Strait Islander	Low English proficiency	Socio educational disadvantage	Location	Size	Prescribed Circumstances Funding ⁶	Adjustments ⁷	Total Funding
South Australian Anglican Schools System Incorporated	SA	42,312,574	3,859,574	212,048	71,414	5,289,181	0	0	0	-2,123	51,742,668
South Australian Commission for Catholic Schools Inc	SA	402,592,016	54,011,502	2,433,713	1,355,867	50,171,526	10,692,466	7,417,599	0	-68,685	528,606,005
Southern Montessori Education Centre Incorporated	SA	1,815,310	127,432	4,149	0	63,708	0	166,866	0	0	2,177,465
Southern Vales Christian College Inc	SA	4,978,510	358,508	25,668	1,051	487,623	0	0	0	0	5,851,360
Specialised Assistance School for Youth (SASY) Ltd	SA	2,223,298	1,287,825	32,543	0	958,242	0	282,545	0	0	4,784,453
St Andrews School Inc	SA	2,488,794	81,043	1,736	690	19,336	0	0	0	0	2,591,599
ST DOMINIC'S PRIORY COLLEGE LTD	SA	5,988,136	112,624	6,781	30,628	390,995	0	0	0	0	6,529,164
St George College Inc	SA	2,731,640	183,853	1,909	17,452	343,510	0	157,836	0	0	3,436,200
St John's Grammar School Inc	SA	4,956,850	1,155,932	6,726	3,290	105,160	0	0	0	0	6,227,958
St Peters Collegiate Girls School Inc	SA	3,831,577	472,641	4,651	3,852	36,677	0	0	0	0	4,349,398
St Peter's Woodlands Grammar School Inc	SA	3,552,210	533,563	5,610	0	84,467	0	0	0	0	4,175,850
St. Spyridon's Greek Orthodox Community INC	SA	419,280	36,948	1,790	1,746	18,162	0	129,944	0	0	607,870
Suneden Specialist School Incorporated	SA	650,264	1,709,873	4,316	0	280,264	0	173,758	0	0	2,818,475
Sunrise Christian School	SA	6,910,471	752,102	15,326	8,947	449,477	334,371	785,688	0	0	9,256,382
Sunrise Christian School Whyalla	SA	2,179,866	265,897	18,400	6,055	259,479	278,925	165,889	0	0	3,174,511
Temple Christian College Inc	SA	10,780,673	287,826	31,419	95,349	1,337,738	0	0	0	0	12,533,005

Name	State	Base	Students with disability	Aboriginal and Torres Strait Islander	Low English proficiency	Socio educational disadvantage	Location	Size	Prescribed Circumstances Funding ⁶	Adjustments ⁷	Total Funding
The Anglican Church of Australia Collegiate School of Saint Peter	SA	6,833,556	609,353	13,418	2,241	157,765	0	0	0	-1	7,616,332
The Hills Christian Community School Inc	SA	4,004,002	480,956	9,871	0	258,855	0	0	0	0	4,753,684
The Hills Montessori School Inc	SA	1,137,901	380,420	0	0	33,288	0	153,698	0	0	1,705,307
Torrens Valley Association for Christian Education Inc	SA	5,299,417	494,142	24,053	4,017	284,067	0	0	0	0	6,105,696
Tyndale Christian School - Murray Bridge Incorporated	SA	2,287,964	1,239,282	79,333	1,195	794,136	0	179,724	0	0	4,581,634
Tyndale Christian School - Strathalbyn Incorporated	SA	2,987,978	392,852	26,464	2,059	482,244	0	168,513	0	0	4,060,110
Tyndale Christian School Inc	SA	13,643,432	2,438,010	54,227	82,164	1,943,424	0	0	0	0	18,161,257
University Senior College at Adelaide University Incorporated	SA	3,585,824	271,377	4,636	5,639	247,552	0	227,517	0	0	4,342,545
Wakefield Regional Christian School Association Incorporated	SA	4,613,675	615,684	21,904	0	998,348	235,696	29,550	0	0	6,514,857
Walford Anglican School for Girls Inc	SA	2,156,836	114,458	4,539	2,211	46,544	0	109,032	0	0	2,433,620
Westminster School	SA	7,451,949	575,669	50,138	0	255,079	0	0	0	0	8,332,835
Wilderness School Ltd	SA	4,626,629	352,433	11,260	4,274	74,836	0	0	0	0	5,069,432
Willunga Waldorf School	SA	3,211,617	233,842	4,086	0	195,534	0	136,258	0	0	3,781,337
Woodcroft College Inc	SA	11,531,150	431,238	11,289	2,137	827,820	0	0	0	0	12,803,634
Youthinc Incorporated	SA	1,058,198	342,151	23,879	0	456,083	0	214,830	0	-1	2,095,140
Catholic Education Centre	TAS	140,045,252	16,940,465	4,429,494	208,011	21,558,098	12,740,346	3,201,282	0	-101,268	199,021,680
Christian Schools Tasmania	TAS	9,052,343	972,208	284,728	9,687	1,065,311	671,418	541,008	0	0	12,596,703

Name	State	Base	Students with disability	Aboriginal and Torres Strait Islander	Low English proficiency	Socio educational disadvantage	Location	Size	Prescribed Circumstances Funding ⁶	Adjustments ⁷	Total Funding
Circular Head Christian Schools Inc	TAS	2,004,016	141,677	314,055	0	501,025	568,923	188,557	0	0	3,718,253
CityLight Church	TAS	3,580,238	207,095	79,905	2,944	316,092	252,145	126,643	0	0	4,565,062
Devonport Christian School Inc	TAS	1,661,407	159,548	53,137	0	234,514	198,029	148,529	0	0	2,455,164
Fahan School	TAS	2,257,302	97,997	16,202	4,078	63,786	264,272	183,327	0	0	2,886,964
Free Reformed School Association (INC) TAS	TAS	956,018	7,451	0	0	70,502	73,112	170,978	0	0	1,278,061
Fusion Australia LTD	TAS	277,701	657,395	45,786	0	119,689	66,211	134,683	0	0	1,301,466
Geneva Fellowship Inc.	TAS	2,608,631	192,364	49,267	0	427,653	317,007	185,917	0	0	3,780,839
Giant Steps Tasmania	TAS	349,609	811,947	7,351	0	150,681	65,175	147,484	0	0	1,532,247
Huon Valley Independent School Association Inc	TAS	926,550	115,870	9,485	0	55,084	153,516	171,933	0	0	1,432,438
Hutchins School Board of Management	TAS	5,772,671	600,957	22,405	3,936	164,487	653,303	0	0	0	7,217,759
Launceston Christian School Inc.	TAS	6,007,907	428,716	12,947	7,276	462,827	395,759	0	0	0	7,315,432
Leighland Christian Parent Controlled School Association Incorporated	TAS	5,540,881	703,255	165,473	2,093	782,443	670,378	0	0	0	7,864,523
Newstead Christian School Inc	TAS	789,048	218,132	0	0	92,615	61,808	165,809	0	0	1,327,412
Northern Tasmania Steiner Association Inc.	TAS	619,793	101,738	6,611	0	155,172	49,412	144,803	0	0	1,077,529
OneSchool Global TAS Ltd	TAS	1,117,531	85,052	0	0	332,909	88,545	199,721	0	0	1,823,758
Scotch Oakburn College Inc.	TAS	8,971,003	1,255,983	31,770	3,435	317,139	678,917	0	0	-1	11,258,246
Seventh-Day Adventist Schools (Tasmania) Limited	TAS	2,565,151	250,153	112,336	14,555	418,163	263,193	361,872	0	0	3,985,423

Name	State	Base	Students with disability	Aboriginal and Torres Strait Islander	Low English proficiency	Socio educational disadvantage	Location	Size	Prescribed Circumstances Funding ⁶	Adjustments ⁷	Total Funding
St. Michael's Collegiate School Board	TAS	4,462,354	305,055	38,865	0	138,390	463,521	0	0	-20,116	5,388,069
Tarremah Steiner School Foundation Inc.	TAS	1,899,984	300,548	14,777	903	40,085	141,604	160,773	0	0	2,558,674
The Board of Management, Launceston Church Grammar School	TAS	6,720,117	166,773	50,454	2,992	325,968	506,667	0	0	0	7,772,971
The Cottage School Inc.	TAS	532,251	67,380	0	0	9,381	47,208	141,302	0	0	797,522
The Friends School Incorporated	TAS	7,500,263	494,000	25,216	6,580	174,990	792,429	0	0	0	8,993,478
The Lambert School Inc	TAS	466,745	130,763	8,295	0	100,769	41,827	162,295	0	0	910,694
The Launceston Preparatory School Inc.	TAS	863,223	55,719	3,996	0	18,956	68,876	144,521	0	0	1,155,291
Adass Israel School Inc	VIC	3,912,981	875,803	0	230,344	1,587,031	0	56,145	0	-1	6,662,303
Advance College of Education Incorporated	VIC	603,014	426,169	5,530	0	259,899	0	129,359	0	0	1,423,971
AFIC SCHOOLS (VICTORIA) LIMITED	VIC	12,106,936	1,094,968	0	123,625	973,657	0	0	0	0	14,299,186
Aitken College Limited	VIC	11,647,019	651,104	4,489	28,043	765,098	0	0	0	0	13,095,753
Al Iman College Ltd	VIC	6,636,662	1,165,430	0	150,579	743,796	0	0	0	0	8,696,467
Al Siraat College Inc.	VIC	9,979,333	775,076	0	146,031	1,074,438	0	0	0	0	11,974,878
Albura Wodonga Community College Limited	VIC	11,113,918	8,898,748	621,423	3,378	4,790,099	172,261	937,870	0	-1	26,537,696
Alia College Limited	VIC	563,420	93,466	0	0	45,729	0	133,642	0	0	836,257
Alphington Grammar School	VIC	2,756,578	630,614	1,983	7,867	73,983	0	99,373	0	0	3,570,398
Andale School Inc	VIC	168,926	512,372	0	0	72,808	0	114,227	0	0	868,333

Name	State	Base	Students with disability	Aboriginal and Torres Strait Islander	Low English proficiency	Socio educational disadvantage	Location	Size	Prescribed Circumstances Funding ⁶	Adjustments ⁷	Total Funding
Anglican Diocesan Commission (Diocese of Melbourne) Ltd	VIC	15,637,699	1,038,658	2,122	27,558	796,634	0	0	0	-21,119	17,481,552
Association for Christian Education Mount Evelyn Inc	VIC	6,638,623	2,230,686	10,515	24,489	600,619	0	0	0	0	9,504,932
Association for Christian Education of Dandenong	VIC	6,331,491	1,054,388	2,088	14,544	349,745	0	0	0	0	7,752,256
Association for Christian Education of Frankston Incorporated	VIC	4,955,479	369,712	13,087	3,092	355,749	0	0	0	0	5,697,119
Australian International Academy of Education Inc	VIC	14,489,507	891,900	0	151,174	1,303,726	0	0	0	0	16,836,307
Bairnsdale Christian Community School Inc	VIC	464,917	238,119	1,921	0	60,027	75,448	139,493	0	0	979,925
Ballarat Christian College	VIC	2,945,040	506,905	16,805	24,313	303,566	0	196,479	0	0	3,993,108
Ballarat Steiner School & Kindergarten Inc.	VIC	815,535	274,510	8,501	0	54,238	0	140,098	0	0	1,292,882
Beaconhills Christian College Limited	VIC	22,900,926	1,738,293	23,828	17,765	1,571,779	0	0	0	0	26,252,591
Beechworth Montessori Children's Group Inc	VIC	766,599	221,118	3,789	0	33,263	26,803	135,683	0	0	1,187,255
Beis Efrain College Limited	VIC	1,552,679	209,709	0	92,902	613,802	0	165,853	0	0	2,634,945
Belgrave Heights Christian School of Presbyterian Church Vic Inc	VIC	6,514,826	932,284	2,168	0	486,995	0	0	0	0	7,936,273
Berengarra School Ltd	VIC	751,907	1,626,661	10,859	0	324,072	0	155,544	0	0	2,869,043
Berry Street Victoria Incorporated	VIC	2,041,467	4,985,737	167,067	0	879,872	0	208,076	0	0	8,282,219
Bialik College Limited	VIC	2,317,466	1,120,707	0	3,979	48,427	0	0	0	-2,464	3,488,115

Name	State	Base	Students with disability	Aboriginal and Torres Strait Islander	Low English proficiency	Socio educational disadvantage	Location	Size	Prescribed Circumstances Funding ⁶	Adjustments ⁷	Total Funding
Billanook College Limited	VIC	5,566,353	452,684	4,610	1,079	315,968	0	0	0	-1	6,340,693
Blyton Pty Ltd	VIC	2,977,945	585,088	8,674	0	77,044	0	191,764	0	0	3,840,515
Brighton Grammar School	VIC	4,115,815	645,491	18,712	0	227,569	0	0	0	0	5,007,587
Brotherhood of St Laurence	VIC	1,339,512	2,358,902	10,621	0	577,330	0	227,935	0	0	4,514,300
Camberwell Anglican Girls Grammar School	VIC	3,696,293	207,256	10,515	6,012	24,366	0	0	0	0	3,944,442
Capability Building Inc	VIC	276,523	323,663	0	0	119,182	7,854	78,150	0	0	805,372
Carey Baptist Grammar School Limited	VIC	7,217,060	1,252,829	2,148	12,687	128,166	0	0	0	0	8,612,890
Castlemaine Steiner School Ltd	VIC	1,344,881	139,699	8,708	0	45,539	0	162,270	0	0	1,701,097
Catholic Education Commission of Victoria Limited	VIC	1,770,608,311	284,314,198	5,502,489	7,368,752	200,555,238	15,551,761	37,879,998	0	-4,354,359	2,317,426,387
Caulfield Grammar School	VIC	13,935,971	2,122,119	11,484	104,366	1,476,609	0	0	0	-1	17,650,548
Cheder Levi Yitzchok Inc.	VIC	1,195,108	424,922	0	9,269	154,212	0	170,977	0	0	1,954,488
Child & Family Care Network Inc	VIC	175,158	546,491	0	0	75,493	0	131,535	0	0	928,677
Christ Church Grammar School	VIC	516,898	335,531	7,763	0	3,000	0	21,451	0	0	884,643
Christadelphian Heritage College Melbourne	VIC	567,083	376,066	0	0	49,036	0	153,920	0	0	1,146,105
Christian College Bellarine Ltd	VIC	1,950,122	86,360	4,309	1,182	137,755	0	7,392	0	0	2,187,119
CHRISTIAN COLLEGE GEELONG	VIC	15,375,655	1,385,205	39,438	21,900	832,942	0	0	0	-9,384,679	8,270,462
Christian College Geelong Limited	VIC	3,826,160	398,687	5,166	8,121	160,067	0	0	0	0	4,398,199
Christian College Institute of Senior Education Limited	VIC	2,256,410	234,943	3,572	2,650	226,657	0	75,130	0	0	2,799,361
Christian Resource Ministries Inc.	VIC	5,405,682	383,099	0	10,970	123,567	0	0	0	0	5,923,318

Name	State	Base	Students with disability	Aboriginal and Torres Strait Islander	Low English proficiency	Socio educational disadvantage	Location	Size	Prescribed Circumstances Funding ⁶	Adjustments ⁷	Total Funding
Cire Services Incorporated	VIC	3,341,402	2,805,419	23,121	1,370	1,440,144	0	251,741	0	0	7,863,197
Community College Gippsland LTD	VIC	1,749,120	1,342,608	30,861	0	753,870	0	211,572	0	0	4,088,031
Cornish College	VIC	4,126,016	822,539	4,428	1,121	142,238	0	0	0	0	5,096,342
Creek Street Christian Fellowship	VIC	2,922,444	340,576	2,115	2,078	242,719	0	185,342	0	0	3,695,274
Crest Education Ltd	VIC	15,252,117	2,379,871	2,126	9,596	777,051	0	0	0	0	18,420,761
Dandenong Ranges Steiner School Inc	VIC	1,115,451	269,991	1,848	0	61,422	0	140,613	0	-7,740	1,581,585
Darul Ulum College of Victoria	VIC	11,347,116	1,788,827	0	146,127	1,709,822	0	0	0	0	14,991,892
Daylesford Dharma School Inc.	VIC	255,743	49,926	0	0	8,431	2,450	144,433	0	0	460,983
Deutsche Schule Melbourne Inc.	VIC	676,852	36,798	0	0	1,049	0	153,523	0	0	868,222
DJERRIWARH EMPLOYMENT & EDUCATION SERVICES INC.	VIC	531,532	547,611	0	1,297	229,090	0	116,912	0	0	1,426,442
Donvale Christian College Ltd	VIC	10,547,214	2,013,620	11,866	1,025	114,681	0	0	0	0	12,688,406
East Gippsland Steiner Education Group Inc.	VIC	386,177	83,101	2,002	0	69,935	61,632	142,757	0	0	745,604
East Preston Islamic College Limited	VIC	6,774,369	254,691	0	230,781	1,677,369	0	0	0	0	8,937,210
Eltham College	VIC	3,330,027	900,053	4,498	979	95,234	0	1,036	0	0	4,331,827
Erasmus School	VIC	528,680	67,546	0	0	865	0	140,900	0	0	737,991
Fintona Girls' School	VIC	1,825,185	126,041	0	2,780	23,726	0	158,440	0	0	2,136,172
Firbank Grammar School	VIC	3,211,347	896,562	13,898	0	109,189	0	0	0	-38,182	4,192,814
Fitra Community School Limited	VIC	270,800	0	0	970	11,444	0	152,642	0	0	435,856

Name	State	Base	Students with disability	Aboriginal and Torres Strait Islander	Low English proficiency	Socio educational disadvantage	Location	Size	Prescribed Circumstances Funding ⁶	Adjustments ⁷	Total Funding
Fitzroy Community School Co-Operative Ltd	VIC	618,362	23,742	0	0	2,615	0	128,226	0	-1	772,944
Flinders Christian Community College Inc	VIC	12,987,450	2,121,392	11,118	6,522	861,057	0	0	0	0	15,987,539
Frank Dando Sports Academy Association Ltd	VIC	243,230	608,645	0	0	104,832	0	62,085	0	0	1,018,792
Freshwater Creek Steiner School Association Incorporated	VIC	1,041,514	153,563	1,911	2,731	59,272	0	144,839	0	0	1,403,830
Gandel Besen House Limited	VIC	667,952	458,398	0	0	2,581	0	58,844	0	0	1,187,775
Geelong Baptist College Inc	VIC	3,478,017	156,442	19,748	5,488	464,264	0	205,357	0	-1	4,329,315
Geelong Christian Education Association	VIC	6,663,164	793,697	27,687	12,586	649,458	0	0	0	0	8,146,592
Geelong Grammar School	VIC	6,443,449	1,000,627	66,684	3,070	153,308	0	0	0	0	7,667,138
Ghilgai School Ltd	VIC	561,483	47,310	0	0	54,059	0	136,645	0	0	799,497
Giant Steps Melbourne Limited	VIC	284,646	806,399	0	0	122,683	0	108,345	0	-1	1,322,072
Girton Grammar School Ltd	VIC	8,713,964	1,056,162	30,437	2,254	236,842	0	0	0	0	10,039,659
Gisborne Montessori School Limited	VIC	436,016	549,968	0	0	30,082	0	107,606	0	0	1,123,671
Glenroy Private Ltd	VIC	3,488,978	0	0	119,776	877,825	0	381	0	-8,086	4,478,873
Grace Christian College Co-operative Ltd	VIC	1,344,482	127,167	4,538	3,272	155,132	0	195,494	0	0	1,830,085
Haileybury	VIC	27,519,296	1,505,605	28,714	29,351	296,764	0	0	0	-1	29,379,729
Heathdale Christian College Limited	VIC	15,449,262	949,089	8,381	26,604	262,258	0	0	0	0	16,695,594
Hester Hornbrook Academy	VIC	3,123,482	4,987,929	45,802	16,430	1,346,221	0	210,460	0	0	9,730,324
Illim College	VIC	24,240,684	1,834,877	8,514	345,564	4,012,138	0	0	0	0	30,441,777

Name	State	Base	Students with disability	Aboriginal and Torres Strait Islander	Low English proficiency	Socio educational disadvantage	Location	Size	Prescribed Circumstances Funding ⁶	Adjustments ⁷	Total Funding
Kamaruka Inc	VIC	358,018	969,335	0	918	154,305	0	107,741	0	0	1,590,317
Kardinia International College (Geelong) Ltd	VIC	14,687,659	796,801	4,646	4,587	305,102	0	0	0	-1	15,798,794
Kerang Christian Community School Limited	VIC	1,290,779	259,398	15,581	0	245,350	200,875	194,524	0	0	2,206,507
Kilvington Grammar School Limited	VIC	4,084,057	317,014	0	3,476	46,816	0	0	0	0	4,451,363
Kingswood College Ltd	VIC	2,668,794	657,674	25,653	0	57,727	0	89,861	0	0	3,499,709
Koonwarra Village School Limited	VIC	531,542	69,717	0	0	25,637	38,456	146,906	0	0	812,258
Korowa Anglican Girls' School	VIC	2,420,760	492,993	0	2,221	23,976	0	0	0	0	2,939,950
Lauriston Girls' School	VIC	2,130,445	680,562	0	2,450	25,866	0	0	0	0	2,839,323
Life Ministry Centre Ltd	VIC	6,313,234	985,997	10,853	25,142	231,459	0	0	0	0	7,566,685
Lighthouse Christian College Cranbourne Inc	VIC	9,506,050	87,799	0	80,590	654,191	0	0	0	0	10,328,630
Lighthouse Christian College Incorporated	VIC	7,926,769	698,205	8,619	49,058	512,666	0	0	0	0	9,195,317
Little Yarra Steiner School Limited	VIC	2,448,184	134,855	8,977	2,122	218,041	0	186,700	0	0	2,998,879
Lowther Hall Anglican Grammar School	VIC	5,045,923	270,390	2,247	4,455	91,591	0	0	0	0	5,414,606
Lutheran Church of Australia Victorian District	VIC	68,691,729	7,862,183	360,178	116,509	5,350,220	2,468,496	1,676,952	0	0	86,526,268
Lyrebird College Limited	VIC	99,276	241,558	0	0	42,788	0	71,437	0	0	455,059
Maharishi School Ltd	VIC	471,785	119,953	23,435	833	27,588	0	139,504	0	0	783,098
Mansfield Autism Statewide Services	VIC	268,712	692,858	5,613	0	115,815	39,012	106,802	0	0	1,228,812

Name	State	Base	Students with disability	Aboriginal and Torres Strait Islander	Low English proficiency	Socio educational disadvantage	Location	Size	Prescribed Circumstances Funding ⁶	Adjustments ⁷	Total Funding
MANSFIELD RUDOLF STEINER SCHOOL AND KINDERGARTEN INC	VIC	1,559,094	332,071	0	1,715	138,325	197,255	166,386	0	0	2,394,846
Melbourne Girls Grammar - Anglican School	VIC	3,061,661	661,888	20,102	0	48,666	0	0	0	0	3,792,317
Melbourne Grammar School	VIC	5,743,536	689,590	44,041	2,786	122,752	0	0	0	0	6,602,705
Melbourne Indigenous Transition School	VIC	269,935	42,699	323,923	24,294	124,575	0	68,435	0	-1	853,860
Melbourne Montessori School Limited	VIC	1,237,475	193,398	0	4,399	38,333	0	183,334	0	-1	1,656,938
Melton Christian Centre Limited	VIC	8,021,208	1,007,031	12,805	31,461	885,879	0	0	0	0	9,958,384
Mentone Girls' Grammar School	VIC	3,697,559	753,684	2,397	7,014	63,625	0	0	0	0	4,524,279
Mentone Grammar School	VIC	9,186,008	876,186	18,879	11,561	235,323	0	0	0	0	10,327,957
Mercy Education Limited	VIC	29,630,839	2,114,275	212,621	81,968	1,992,454	0	0	0	-1	34,032,156
Methodist Ladies' College Limited	VIC	6,124,425	1,777,411	23,255	7,831	85,886	0	0	0	0	8,018,808
Mildura Christian College	VIC	814,275	95,171	27,551	3,085	131,265	119,093	177,915	0	0	1,368,355
Minaret College Inc	VIC	20,616,949	538,487	0	590,630	3,707,996	0	0	0	-21,692	25,432,370
Mount Hira College	VIC	6,179,144	567,415	0	132,920	1,085,422	0	0	0	-1	7,964,900
Mount Scopus Memorial College Limited	VIC	3,259,763	1,514,048	0	0	42,175	0	0	0	0	4,815,986
Mountain District Parent Controlled Christian School Association	VIC	1,563,058	281,331	6,629	0	130,543	0	190,531	0	0	2,172,092
My College Ltd	VIC	810,148	68,722	0	36,394	195,185	0	152,642	0	0	1,263,091
North-Eastern Montessori School Association	VIC	510,757	398,066	0	0	11,997	0	139,998	0	0	1,060,818

Name	State	Base	Students with disability	Aboriginal and Torres Strait Islander	Low English proficiency	Socio educational disadvantage	Location	Size	Prescribed Circumstances Funding ⁶	Adjustments ⁷	Total Funding
Northside Christian College Inc.	VIC	4,441,186	405,582	4,154	9,178	195,697	0	0	0	0	5,055,797
ONESCHOOL GLOBAL VIC LTD	VIC	4,979,219	626,189	0	0	1,458,655	0	0	0	0	7,064,063
Overnewton Anglican Community College Limited	VIC	15,790,004	1,795,400	17,590	15,095	817,933	0	0	0	0	18,436,022
Oxford College Pty Ltd	VIC	26,225	0	0	24	1,994	0	19,863	0	0	48,105
PARED VICTORIA LTD	VIC	1,254,943	182,860	1,986	0	49,465	0	151,455	0	0	1,640,709
Penleigh and Essendon Grammar School	VIC	18,194,456	310,501	18,646	12,502	303,987	0	0	0	0	18,840,092
Phillip Island Village School Ltd	VIC	393,077	162,020	11,024	0	34,493	33,168	151,044	0	0	784,826
Plenty Valley Christian Education Limited	VIC	6,278,693	527,839	0	962	264,491	0	0	0	-15,839	7,056,146
Presbyterian Ladies' College	VIC	7,395,614	529,067	8,961	11,739	43,444	0	0	0	0	7,988,825
Preshil - the Margaret Lyttle Memorial School	VIC	1,127,816	403,309	0	964	20,231	0	184,770	0	0	1,737,090
Preston Reservoir Adult Community Education Inc	VIC	523,836	822,348	13,767	1,137	225,774	0	115,941	0	0	1,702,803
R. Steiner School Co. Ltd.	VIC	3,626,254	240,569	8,013	1,734	165,278	0	72,567	0	0	4,114,415
Reachout Enterprises Ltd	VIC	441,200	31,853	0	0	60,524	0	138,033	0	0	671,610
Red Rock Christian College Inc	VIC	1,585,480	212,309	6,462	3,981	115,565	0	179,161	0	0	2,102,958
River City Christian College	VIC	425,309	23,377	42,879	0	141,647	13,970	179,351	0	0	826,533
Rossbourne School	VIC	1,400,388	3,307,422	4,492	1,037	603,567	0	209,841	0	0	5,526,747
Ruyton	VIC	2,386,061	501,237	17	1,063	32,080	0	0	0	0	2,920,457
School of Creative Education Limited	VIC	179,461	89,049	5,715	0	19,028	0	152,642	0	0	445,896
Scotch College Hawthorn	VIC	5,221,842	599,168	25,442	5,644	54,676	0	0	0	-1	5,906,771
SEDA College (Victoria)	VIC	7,770,551	1,309,217	40,255	7,359	1,230,403	0	0	0	-6,943	10,350,842

Name	State	Base	Students with disability	Aboriginal and Torres Strait Islander	Low English proficiency	Socio educational disadvantage	Location	Size	Prescribed Circumstances Funding ⁶	Adjustments ⁷	Total Funding
Seventh Day Adventist Schools (Victoria) Limited	VIC	24,876,850	2,332,819	77,897	155,299	2,140,561	228,059	606,994	0	0	30,418,479
Shelford Girls' Grammar	VIC	2,037,520	134,765	4,212	1,979	41,307	0	158,863	0	0	2,378,646
Shepparton Adult and Community Education College Inc	VIC	866,469	58,117	37,799	0	336,635	0	196,454	0	0	1,495,474
Shepparton Christian College Ltd	VIC	2,410,289	316,896	40,079	2,117	298,645	0	192,220	0	0	3,260,246
Sholem Aleichem College	VIC	947,464	219,247	0	0	17,015	0	131,266	0	0	1,314,992
Sirius College	VIC	27,875,288	2,315,341	0	371,361	2,226,664	0	0	0	0	32,788,654
Son Centre Christian School Ltd	VIC	295,868	44,602	14,888	4,698	63,125	71,371	140,116	0	0	634,668
Sophia Mundi Limited	VIC	1,297,171	246,407	0	0	24,803	0	143,616	0	0	1,711,997
Southern Cross Grammar	VIC	6,403,018	755,118	2,199	2,181	164,333	0	0	0	0	7,326,849
St Catherine's School	VIC	1,221,574	753,933	4,482	0	56,866	0	45,672	0	0	2,082,527
St John's Greek Orthodox College	VIC	2,345,784	138,351	0	11,155	248,912	0	190,578	0	-31,406	2,903,374
St Leonard's College	VIC	5,586,611	695,973	16,436	0	93,778	0	0	0	0	6,392,798
St Margaret's School	VIC	5,085,150	512,129	0	8,745	116,803	0	0	0	0	5,722,827
St Mary's Coptic Orthodox College	VIC	7,920,629	239,560	0	196,520	1,262,921	0	0	0	0	9,619,630
St Michael's Grammar School	VIC	3,354,934	965,487	4,452	3,294	68,182	0	0	0	0	4,396,349
St Thomas Aquinas College Limited	VIC	2,485,727	163,469	0	3,149	270,526	0	187,256	0	0	3,110,127
Strathcona Baptist Girls Grammar School Ltd	VIC	2,104,929	1,113,993	2,112	1,074	79,964	0	0	0	0	3,302,072
The Camberwell Grammar School	VIC	4,774,293	313,013	14,781	9,634	69,492	0	0	0	0	5,181,213

Name	State	Base	Students with disability	Aboriginal and Torres Strait Islander	Low English proficiency	Socio educational disadvantage	Location	Size	Prescribed Circumstances Funding ⁶	Adjustments ⁷	Total Funding
THE CHRISTIAN COMMUNITY COLLEGE-PORTLAND LTD.	VIC	2,539,093	143,825	34,933	1,128	367,711	353,068	234,178	0	0	3,673,936
The Currajong School Ltd	VIC	273,638	853,749	0	0	117,938	0	98,075	0	-1	1,343,398
The Greek Orthodox Community of Oakleigh and District Inc	VIC	4,446,631	978,576	0	12,872	361,623	0	0	0	-1	5,799,701
The Islamic Schools of Victoria (Werribee College) Inc	VIC	19,640,424	617,519	6,137	254,671	2,004,255	0	0	0	0	22,523,006
The Ivanhoe Girls' Grammar School	VIC	3,910,671	405,526	9,500	2,347	84,107	0	0	0	0	4,412,151
The Ivanhoe Grammar School	VIC	11,965,239	1,235,480	2,312	15,832	284,873	0	0	0	0	13,503,736
The Japanese School of Melbourne	VIC	157,575	11,534	0	0	7,313	0	162,119	0	0	338,541
The Kilmore International School Limited	VIC	3,024,747	91,440	2,366	3,467	37,594	0	218,777	0	0	3,378,391
The King David School Holdings Ltd	VIC	2,483,970	1,286,975	0	2,069	29,026	0	0	0	0	3,802,040
The Knox School Limited	VIC	4,040,112	340,692	9,172	3,023	51,602	0	0	0	0	4,444,601
The Learning Cooperative Ltd	VIC	221,887	51,597	4,780	0	9,626	0	138,855	0	0	426,745
The Presbyterian School of St Andrew Limited	VIC	5,357,996	440,823	0	0	37,226	0	0	0	0	5,836,045
The River Nile School Incorporated	VIC	1,273,659	408,739	0	120,450	630,990	0	256,088	0	-1	2,689,925
The United Vietnamese Buddhist Congregation of South Eastern Melbourne Inc.	VIC	455,371	145,681	0	11,243	110,432	0	150,550	0	0	873,277
The Uniting Church in Australia Property Trust (Victoria)	VIC	4,109,090	766,285	2,189	1,087	118,050	0	7,025	0	0	5,003,726

Name	State	Base	Students with disability	Aboriginal and Torres Strait Islander	Low English proficiency	Socio educational disadvantage	Location	Size	Prescribed Circumstances Funding ⁶	Adjustments ⁷	Total Funding
Tintern Grammar	VIC	4,665,906	673,390	0	6,378	81,666	0	0	0	0	5,427,340
Tombolo Academy Ltd	VIC	315,986	471,010	0	0	136,190	0	83,672	0	0	1,006,858
Toorak College Ltd	VIC	4,844,871	440,646	9,161	6,436	101,776	0	0	0	0	5,402,890
TOPP Schools Ltd	VIC	737,686	91,856	0	0	10,952	0	157,797	0	0	998,291
Trinity Grammar School, Kew	VIC	4,286,394	663,416	12,891	6,191	57,955	0	0	0	0	5,026,847
Trustees of Edmund Rice Education Australia	VIC	68,456,695	13,136,149	1,066,064	36,419	6,990,243	60,434	807,171	81,360	-66,771	90,567,764
Trustees of the Marist Brothers Southern Province	VIC	8,356,152	1,106,080	454,757	4,643	1,342,640	1,078,046	0	0	0	12,342,318
Verity Christian College Incorporated	VIC	876,756	103,198	35,621	1,948	185,502	177,306	173,851	0	0	1,554,182
Victorian Ecumenical System of Schools Ltd	VIC	159,782,467	11,122,844	313,283	63,992	6,499,168	1,320,950	734,613	0	-19,022	179,818,295
Victory Christian College Inc	VIC	5,792,144	288,384	36,604	3,015	457,443	0	0	0	-1	6,577,589
Villa Maria Catholic Homes Limited	VIC	469,025	1,374,743	0	3,410	202,150	0	163,796	0	0	2,213,124
Village High School Limited	VIC	383,141	90,616	0	0	54,682	9,067	103,209	0	0	640,715
Village School Inc	VIC	472,668	18,738	9,518	0	19,098	0	140,711	0	0	660,733
Warragul District Parent Controlled Christian School Association Inc	VIC	14,467,320	2,355,680	28,068	16,879	1,605,232	0	0	0	0	18,473,179
Warrnambool Presbyterian School LTD	VIC	1,861,098	432,988	25,998	972	177,264	62,533	176,905	0	0	2,737,758
Waverley Christian College Inc	VIC	16,970,920	1,396,705	1,962	17,586	266,977	0	0	0	0	18,654,150
Wesley College Melbourne	VIC	11,830,326	1,358,881	480,105	40,208	437,826	478,471	195,156	0	-170,890	14,650,081
Woodleigh School	VIC	6,461,347	1,157,200	30,241	7,599	250,797	0	0	0	-1	7,907,183

Name	State	Base	Students with disability	Aboriginal and Torres Strait Islander	Low English proficiency	Socio educational disadvantage	Location	Size	Prescribed Circumstances Funding ⁶	Adjustments ⁷	Total Funding
Woodline Primary School Limited	VIC	216,330	8,130	0	0	4,087	0	152,642	0	0	381,189
Worawa Aboriginal College Limited	VIC	457,873	402,817	549,447	41,209	228,937	0	101,737	0	-434,129	1,347,891
Yarra Valley Grammar School	VIC	7,665,602	1,337,250	9,080	1,013	298,528	0	0	0	0	9,311,473
Yarralinda School Association Inc	VIC	212,560	16,445	2,073	0	76,834	0	137,946	0	0	445,858
Yavneh College Nominees Pty Ltd	VIC	2,826,294	855,139	0	0	101,501	0	0	0	0	3,782,934
YESHIVAH-BETH RIVKAH SCHOOLS LIMITED	VIC	8,885,967	2,429,976	0	21,326	560,543	0	0	0	0	11,897,812
Yesodei Hatorah College Inc	VIC	1,490,886	269,273	0	2,982	40,361	0	181,785	0	-1	1,985,286
Youth2Industry College Incorporated	VIC	401,385	114,456	2,802	8,782	172,997	0	92,716	0	0	793,138
AFIC Schools (WA) Limited	WA	9,325,465	7,668	0	11,087	426,150	0	0	0	0	9,770,370
Albany Free Reformed Church Education Association (Inc)	WA	1,682,190	112,838	0	0	288,609	207,770	174,540	0	0	2,465,947
Al-Hidayah Islamic Education Admin INC	WA	1,640,364	694,175	0	19,466	193,412	0	127,132	0	0	2,674,549
Alkimos Baptist College Inc.	WA	2,563,240	51,916	4,183	3,759	327,138	0	184,714	0	-139,894	2,995,057
All Saints' College Inc.	WA	6,609,109	347,515	56,285	3,071	119,826	0	0	0	0	7,135,806
Alta-1 College Ltd,	WA	8,254,158	6,805,147	501,333	21,267	3,563,848	319,038	244,227	0	-7,256	19,701,762
Armadale Congregational Church (Inc)	WA	5,110,545	45,913	45,347	24,076	846,686	0	0	0	0	6,072,567
Association for Christian Education Inc	WA	6,487,234	311,634	12,669	17,363	252,282	0	0	0	0	7,081,182
Atlantis Beach Baptist College Limited	WA	2,478,325	520,502	32,756	964	452,223	0	176,736	0	0	3,661,506

Name	State	Base	Students with disability	Aboriginal and Torres Strait Islander	Low English proficiency	Socio educational disadvantage	Location	Size	Prescribed Circumstances Funding ⁶	Adjustments ⁷	Total Funding
Austin Cove Baptist College Inc.	WA	5,741,226	1,008,897	36,070	957	1,079,544	0	0	0	0	7,866,694
Australian Association for International Education Incorporated	WA	807,877	90,559	0	0	11,007	0	200,100	0	0	1,109,543
Australian Islamic College Perth Inc	WA	34,495,649	681,238	12,255	1,006,929	6,346,265	0	0	0	0	42,542,336
Banksia Montessori School Inc	WA	36,595	0	0	0	3,005	0	57,509	0	-31,272	65,837
Baris Education and Culture Foundation Limited	WA	3,541,281	373,245	0	84,951	590,793	0	121,515	0	-1	4,711,784
Beenong School Association	WA	722,508	259,369	10,924	0	73,385	0	154,878	0	0	1,221,064
Bethel Christian School Incorporated	WA	3,684,047	431,621	41,576	30,168	539,644	426,134	98,093	0	-9,767	5,241,516
Bible Baptist Christian Academy	WA	71,120	0	0	0	249	0	83,079	0	-4,602	149,847
Blue Gum Montessori School Inc.	WA	1,511,844	395,674	1,764	0	13,464	0	88,517	0	0	2,011,263
Bold Park Community School Advisory Council Inc	WA	901,679	200,342	7,341	0	27,872	0	144,967	0	0	1,282,201
Bunbury Baptist College Incorporated	WA	4,791,203	429,754	18,203	1,937	833,324	0	0	0	0	6,074,421
Bunbury Regional Community College Inc.	WA	1,824,480	1,119,014	64,791	0	786,351	0	244,227	0	0	4,038,863
Carey Baptist College Ltd	WA	13,304,902	1,653,656	24,029	22,912	807,508	0	3,500	0	-1	15,816,506
Carnarvon Christian Parent Controlled School Association Inc	WA	564,071	3,708	18,451	1,461	52,551	391,403	139,209	0	0	1,170,854
Casa Mia Montessori Community School Inc.	WA	263,066	26,064	4,505	0	5,391	0	139,805	0	0	438,831

Name	State	Base	Students with disability	Aboriginal and Torres Strait Islander	Low English proficiency	Socio educational disadvantage	Location	Size	Prescribed Circumstances Funding ⁶	Adjustments ⁷	Total Funding
Catholic Education Western Australia Limited	WA	544,215,051	46,733,739	16,325,678	1,278,950	62,698,396	26,102,352	13,034,263	0	-437,949	709,950,479
Christ Church Grammar School Incorporated	WA	4,060,360	688,834	43,656	6,091	126,247	0	0	0	0	4,925,188
Christian Aboriginal Parent-Directed Schools	WA	2,160,813	592,527	2,281,798	194,473	1,007,204	889,388	569,235	0	-130,042	7,565,396
Chrysalis Montessori School INC	WA	580,335	72,786	0	0	4,922	0	134,094	0	-1	792,136
COMET WA LIMITED ATF Youth Futures Community School Trust	WA	3,876,544	4,052,278	266,079	1,175	1,670,791	0	238,087	0	-4,441	10,100,512
Communicare Inc	WA	1,156,974	1,303,842	69,499	0	498,656	0	235,347	0	0	3,264,318
Cornerstone Christian College Ltd	WA	3,482,701	319,991	28,555	0	312,213	0	120,486	0	0	4,263,946
Court Grammar School Inc.	WA	6,410,987	508,859	102,006	979	1,128,855	0	0	0	-1	8,151,685
Divine Mercy College Inc	WA	3,097,206	384,416	0	5,818	380,040	0	188,503	0	0	4,055,983
Emmanuel Christian Community School Incorporated	WA	5,729,221	558,269	10,471	192,883	1,343,322	0	0	0	0	7,834,166
Eton Farm Education	WA	95,824	18,197	0	0	16,002	0	111,937	0	0	241,960
Fairbridge Western Australian Inc	WA	1,587,553	1,497,868	143,071	0	684,235	0	237,886	0	0	4,150,613
Foundation Christian College Incorporated	WA	5,297,071	286,135	64,553	4,944	760,852	0	0	0	0	6,413,555
Free Reformed School Association (Inc)	WA	8,565,536	523,378	10,434	0	856,251	0	0	0	-1	9,955,598
Fremantle Christian College Incorporated	WA	3,434,099	205,285	43,031	0	343,658	0	134,639	0	0	4,160,712

Name	State	Base	Students with disability	Aboriginal and Torres Strait Islander	Low English proficiency	Socio educational disadvantage	Location	Size	Prescribed Circumstances Funding ⁶	Adjustments ⁷	Total Funding
Geraldton Christian Community Schools Association Incorporated	WA	3,373,065	527,928	242,312	1,987	444,156	456,480	109,723	0	0	5,155,651
Geraldton Grammar School Incorporated	WA	4,574,615	205,634	18,180	969	325,893	639,442	18,900	0	0	5,783,633
Golden Hill Steiner School Inc	WA	771,260	56,634	0	0	115,347	151,135	146,894	0	-1	1,241,269
Goldfields Baptist College Incorporated	WA	2,253,381	38,130	80,940	8,182	475,357	533,904	178,798	0	0	3,568,692
Governors of Hale School	WA	6,475,747	814,932	62,598	0	172,874	0	0	0	0	7,526,151
Grace Christian School Ltd	WA	4,703,899	622,854	17,337	8,594	397,910	0	0	0	-1	5,750,593
Great Southern Grammar School Incorporated	WA	5,780,463	395,351	45,197	1,080	336,480	939,063	0	0	0	7,497,634
Guildford Grammar School Inc	WA	7,816,689	1,183,454	190,354	1,055	342,093	0	0	0	0	9,533,645
H & S Hoffman & G Kotsunski Carmel School Inc	WA	2,431,330	277,739	0	0	48,768	0	100,760	0	0	2,858,597
Havenport MSL INC	WA	270,376	433,485	0	0	44,424	0	114,790	0	0	863,075
Helena College Council Inc	WA	5,011,059	71,261	13,398	1,076	201,076	0	0	0	0	5,297,870
Helena River Steiner School Community Association	WA	790,865	41,684	90,392	0	101,524	0	163,232	0	0	1,187,697
Hensman St Pre-School Group Incorporated	WA	26,612	32,251	0	0	212	0	46,810	0	-13,998	91,887
Heritage College Perth (Inc.)	WA	909,527	108,312	6,948	0	130,958	0	185,930	0	0	1,341,675
HillSide Christian College Incorporated	WA	2,879,785	56,260	13,027	3,740	386,470	0	170,469	0	0	3,509,751
Hope Christian College Inc	WA	3,780,103	373,312	31,468	0	622,921	0	129,699	0	0	4,937,503
Immaculate Heart College LTD	WA	2,897,507	464,377	31,395	0	580,171	12,398	106,804	0	-38,030	4,054,622

Name	State	Base	Students with disability	Aboriginal and Torres Strait Islander	Low English proficiency	Socio educational disadvantage	Location	Size	Prescribed Circumstances Funding ⁶	Adjustments ⁷	Total Funding
Jarlimgandah Burru Aboriginal Corporation	WA	124,121	0	148,945	11,171	57,282	236,416	178,046	0	0	755,981
Kadjina Community Incorporated	WA	199,526	40,697	239,431	17,957	92,081	263,889	134,851	0	0	988,432
Karauldi Aboriginal Education Community Aboriginal Corporation	WA	413,549	80,398	496,258	37,220	198,863	512,013	244,227	0	0	1,982,528
Kerry Street Community School Inc	WA	462,156	214,231	1,960	0	41,721	0	142,071	0	0	862,139
Kingsway Christian Education Association INC	WA	9,636,996	306,157	15,456	14,008	359,597	0	0	0	0	10,332,214
Leaning Tree Steiner School Inc	WA	1,016,500	103,967	20,950	3,615	196,955	163,928	164,721	0	0	1,670,636
Mandurah Baptist College Inc	WA	10,630,269	860,609	53,859	4,089	1,174,109	0	0	0	0	12,722,935
Margaret River Independent School	WA	1,122,916	137,016	1,873	0	86,989	89,311	141,602	0	0	1,579,707
Mazenod College Limited	WA	6,809,350	586,972	36,283	2,299	713,030	0	0	0	-1	8,147,933
Methodist Ladies' College	WA	2,283,398	467,553	24,997	1,142	93,055	0	0	0	0	2,870,145
Nomads Charitable & Educational Foundation	WA	614,469	116,394	695,717	55,302	283,577	580,589	170,536	0	0	2,516,585
Norbertine Canons Incorporated	WA	8,283,342	536,727	39,329	32,522	973,906	0	0	0	0	9,865,826
OneSchool Global WA Ltd	WA	1,922,555	96,210	0	0	552,843	0	196,117	0	0	2,767,725
Parklands School Association Incorporated	WA	1,164,428	80,748	1,901	0	71,543	146,249	144,705	0	0	1,609,574
Parmurr Community School Aboriginal Corp	WA	203,922	98,957	244,707	18,353	94,110	278,787	144,561	0	0	1,083,397
Penrhos College	WA	4,174,649	630,023	38,824	1,100	114,762	0	0	0	-1	4,959,357
Perth College Inc	WA	5,279,054	490,666	56,445	8,735	179,931	0	0	0	0	6,014,831

Name	State	Base	Students with disability	Aboriginal and Torres Strait Islander	Low English proficiency	Socio educational disadvantage	Location	Size	Prescribed Circumstances Funding ⁶	Adjustments ⁷	Total Funding
Perth Montessori School Inc	WA	352,760	56,875	0	0	5,518	0	146,016	0	0	561,169
Port School Inc	WA	1,536,331	1,377,282	174,776	1,138	662,158	0	221,930	0	0	3,973,615
Presbyterian Ladies' College Inc	WA	2,550,645	355,319	110,512	1,136	135,964	0	0	0	0	3,153,576
Purululu Aboriginal Corporation	WA	235,295	124,271	282,353	21,178	116,882	294,886	135,258	0	-7,514	1,202,608
Quinns Baptist College Inc	WA	9,459,663	160,569	6,549	9,380	1,006,263	0	0	0	-1	10,642,423
Rawa Community School Aboriginal Corporation	WA	475,245	14,121	570,293	42,772	219,325	507,440	159,055	0	0	1,988,251
Regent College	WA	2,286,103	46,898	0	863	19,161	0	0	0	-1	2,353,024
Rockingham Montessori School Inc	WA	2,359,465	174,812	30,059	1,913	209,384	0	180,346	0	0	2,955,979
Scotch College	WA	3,705,987	929,241	76,549	2,081	89,036	0	0	0	0	4,802,894
SEDA College WA Limited	WA	3,633,148	905,307	49,888	0	599,642	0	244,227	0	0	5,432,212
Servite College Council Inc	WA	9,595,087	687,804	6,919	42,548	1,311,805	0	0	0	0	11,644,163
Seventh-Day Adventist Schools (Western Australia) Ltd	WA	5,027,118	408,733	134,453	11,742	527,748	240,415	825,873	0	0	7,176,082
South Coast Baptist College Incorporated	WA	10,082,011	914,980	37,719	4,905	1,158,148	0	0	0	-1	12,197,762
South Metropolitan Youth Link Inc	WA	4,508,125	7,592,985	292,914	2,525	1,943,002	0	204,333	0	0	14,543,884
South West Learning Community Association Inc	WA	629,935	106,485	0	0	65,228	0	179,693	0	0	981,341
Sowilo Community Inc.	WA	766,742	900,327	4,928	0	330,466	0	158,613	0	0	2,161,076
Spirit of Play Community School Inc	WA	439,763	94,084	4,585	0	17,084	89,916	151,091	0	0	796,523
St Andrews Grammar Incorporated	WA	4,372,621	408,292	0	25,838	335,935	0	0	0	0	5,142,686

Name	State	Base	Students with disability	Aboriginal and Torres Strait Islander	Low English proficiency	Socio educational disadvantage	Location	Size	Prescribed Circumstances Funding ⁶	Adjustments ⁷	Total Funding
St Hilda's Anglican School for Girls (Inc)	WA	3,268,369	245,134	31,604	5,575	46,810	0	0	0	0	3,597,492
St Mary's Anglican Girls School Inc	WA	6,771,921	464,649	45,406	2,270	172,923	0	0	0	0	7,457,169
St Stephen's School	WA	12,579,027	1,069,394	13,627	14,615	575,899	0	0	0	0	14,252,562
Swan Christian Education Association Inc.	WA	29,976,908	2,541,537	202,152	22,107	3,320,226	0	490,031	0	0	36,552,961
Telethon Speech & Hearing	WA	876,088	1,356,952	0	1,358	377,594	0	144,753	0	-7,999	2,748,746
The Anglican Schools Commission (Inc.)	WA	117,679,247	7,854,906	342,675	110,635	9,457,145	1,561,185	534,112	0	0	137,539,905
The Beehive Montessori School Inc	WA	936,803	228,382	1,824	0	9,970	0	142,567	0	0	1,319,546
The Bunbury Cathedral Grammar School Inc	WA	4,932,670	323,833	26,321	0	164,412	0	0	0	0	5,447,236
The Japanese School Council In Perth Limited	WA	188,338	3,850	0	0	3,791	0	157,693	0	0	353,672
The King's Educational Ministries Inc	WA	5,545,974	677,274	31,555	9,109	826,149	0	0	0	0	7,090,061
The Lake Joondalup Baptist College Inc.	WA	9,189,319	830,929	4,423	4,234	472,452	0	0	0	0	10,501,357
The Lance Holt Schools Council Inc	WA	608,153	18,123	0	0	7,156	0	136,095	0	0	769,527
The Margaret River Montessori School (Inc)	WA	884,129	196,266	1,907	0	50,032	9,236	143,959	0	0	1,285,529
The Moerlina School Inc	WA	189,608	63,767	1,769	0	5,123	0	126,333	0	0	386,600
The Montessori School, Kingsley, Inc	WA	1,127,394	108,092	1,932	0	51,343	0	157,861	0	0	1,446,622

Name	State	Base	Students with disability	Aboriginal and Torres Strait Islander	Low English proficiency	Socio educational disadvantage	Location	Size	Prescribed Circumstances Funding ⁶	Adjustments ⁷	Total Funding
The Perth Waldorf School Association Incorporated	WA	3,922,017	282,838	15,183	0	183,122	0	55,537	0	0	4,458,697
The Quintilian School Inc.	WA	394,040	88,954	0	716	1,453	0	128,935	0	0	614,098
The Silver Tree Steiner School Incorporated	WA	1,312,541	136,152	4,449	0	76,832	0	136,690	0	-1	1,666,663
Thornlie Christian College (Inc)	WA	6,537,534	230,505	8,484	3,898	388,363	0	0	0	0	7,168,784
Tranby College (INC)	WA	5,399,448	571,867	15,282	0	533,278	0	0	0	-1	6,519,874
Village School Association Inc	WA	1,015,995	95,468	18,703	883	131,271	0	140,968	0	0	1,403,288
Wesley College	WA	5,821,223	366,717	137,333	0	162,009	0	0	0	0	6,487,282
West Coast Steiner School Inc	WA	1,169,344	73,103	3,527	0	51,674	0	131,005	0	0	1,428,653
Winthrop Baptist College Inc.	WA	7,758,832	168,851	12,283	3,527	548,986	0	0	0	0	8,492,479
Woodbury Boston Primary School Inc.	WA	560,912	91,818	0	0	57,491	117,211	138,429	0	0	965,861
Yakanarra (Aboriginal Corporation)	WA	243,216	89,336	291,860	21,889	118,216	309,926	158,555	0	0	1,232,998
Yallingup Steiner School	WA	825,920	18,710	1,868	0	70,807	26,455	140,505	0	0	1,084,265
Yiyili Aboriginal Community School	WA	459,460	390,875	476,316	0	0	480,833	150,581	0	0	1,958,065
Yunggora Association Incorporated	WA	749,899	89,759	879,870	67,492	358,936	707,907	155,585	0	0	3,009,448
TOTAL		11,139,379,893	1,448,180,818	179,075,742	33,455,734	1,169,209,844	269,052,403	231,000,459	9,131,000	-28,762,692	14,449,723,200

Source: Australian Government Department of Education (totals may not equal as figures have been rounded to the nearest dollar)

Table A3: Financial Assistance to Block Grant Authorities in 2021 (\$, exclusive of GST)

Name	State	Capital Funding
ACT Block Grant Authority Inc	ACT	3,760,492
Association of Independent Schools of NSW BGA Limited	NSW	21,593,580
Catholic Schools NSW Limited	NSW	35,138,576
Northern Territory Block Grant Authority	NT	1,549,522
Queensland Independent Schools Block Grant Authority Limited	QLD	15,200,951
The Corporation of the Roman Catholic Bishops of Queensland trading as Queensland Catholic Education Commission	QLD	20,338,624
SA Independent Schools Block Grant Authority	SA	6,222,592
South Australian Commission for Catholic Schools Incorporated	SA	6,504,302
Catholic Education Centre	TAS	2,176,959
Independent Schools Block Grant Authority of Tasmania Pty Ltd	TAS	1,309,643
Catholic Capital Grants (Victoria) Ltd	VIC	29,547,488
Victorian Independent Schools BGA Limited	VIC	17,147,082
AISWA Capital Grant Association Inc	WA	8,407,407
Catholic Education Western Australia Limited	WA	9,947,782
TOTAL		178,845,000

Source: Australian Government Department of Education (totals may not equal as figures have been rounded to the nearest dollar)

Table A4: Financial Assistance to Non-Government Representative Bodies in 2021 (\$, exclusive of GST)

Name	State	Non-Government Reform Support	Choice and Affordability	Total Funding
Association of Independent Schools of the ACT Inc	ACT	461,000	425,718	886,718
Catholic Education Office	ACT	498,000	999,866	1,497,866
Association of Independent Schools of New South Wales	NSW	5,366,000	12,963,518	18,329,518
Catholic Schools NSW Limited	NSW	7,559,000	20,381,026	27,940,026
Association of Independent Schools of the Northern Territory	NT	273,000	1,383,860	1,656,860
Catholic Church of the Diocese of Darwin Property Trust Inc	NT	150,000	684,362	834,362
Corporation of the Roman Catholic Bishops of Queensland.	QLD	4,393,498	15,142,914	19,536,412
Independent Schools Queensland	QLD	3,317,000	9,192,242	12,509,242
Association of Independent Schools of South Australia	SA	1,454,000	2,598,052	4,052,052
South Australian Commission for Catholic Schools Inc	SA	1,390,000	4,147,158	5,537,158
Association of Independent Schools Tasmania	TAS	350,000	1,100,272	1,450,272
Catholic Education Centre	TAS	458,000	1,544,842	2,002,842
Catholic Education Commission of Victoria Limited	VIC	6,333,000	16,685,428	23,018,428
Independent Schools Victoria	VIC	3,820,000	8,751,202	12,571,202
Association of Independent Schools of Western Australia Inc	WA	1,959,000	4,452,048	6,411,048
Catholic Education Western Australia Limited	WA	2,173,000	5,637,492	7,810,492
TOTAL		39,954,498	106,090,000	146,044,498

Source: Australian Government Department of Education (totals may not equal as figures have been rounded to the nearest dollar)

Appendix B: Non-government Approved Authorities and number of schools represented by sector, and state and territory

Based on the 2021 Financial Questionnaire data that is self-reported by AAs for their schools and collected by the Department, there are 903 AAs representing 2,894 non-government schools. Of these, 830 (92 per cent) are single school AAs, with the remaining 73 (8 per cent) representing multiple schools.

Almost all of the large AAs in terms of number of schools are in the Catholic sector and all the smaller AAs, including all single school AAs, are in the independent sector.

The Catholic sector accounts for around 60 per cent of the total number of non-government schools.

Table B1: Approved Authorities with 10 or more non-government schools

Approved Authority Name	Sector	Number of Schools	% of total Non-Government Schools
Catholic Schools NSW Limited	Catholic	549	19.0
Victorian Catholic Schools System	Catholic	497	17.2
The Corporation of The Roman Catholic Bishops of Queensland	Catholic	309	10.7
Catholic Education Western Australia Limited	Catholic	157	5.4
Catholic Education South Australia Schools System	Catholic	100	3.5
Tasmanian Catholic Education Office	Catholic	38	1.3
Lutheran Education South Australia, Northern Territory and Western Australia	Independent	34	1.2
Catholic Education Office ACT Schools System	Catholic	29	1.0
Lutheran Church of Australia Queensland District	Independent	26	0.9
Lutheran Church of Victoria, New South Wales and Tasmania	Independent	20	0.7
Catholic Education Northern Territory Schools System	Catholic	18	0.6
Ecumenical Schools Australia	Independent	18	0.6
Anglican Schools Corporation	Independent	16	0.6
Anglican Schools Commission (Western Australia, New South Wales and Victoria)	Independent	14	0.5
Trustees of Edmund Rice Education Australia	Independent	13	0.4
Christian Community Ministries Ltd	Independent	11	0.4
Anglican Schools Commission (Southern Queensland)	Independent	11	0.4

Source: Australian Government Department of Education. Analysis undertaken using the 2021 Financial Questionnaire data.

Table B2: Approved Authorities, number of non-government schools - by Sector

Sector	Approved Authorities		Schools	
	Number	%	Number	%
Catholic	8	0.9	1,697	58.6
Independent	895	99.1	1,197	41.4
Total	903	100.0	2,894	100.0

Source: Australian Government Department of Education. Analysis undertaken using the 2021 Financial Questionnaire data.

There are 2,894 non-government schools, comprising the Catholic sector of 8 AAs representing 1,697 schools (or 59 per cent of the total non-government schools). This compares to the independent sector with 895 AAs that represent 1,197 schools (or 41 per cent of the total non-government sector).

Table B3 below shows the distribution of the total number of non-government schools and number of schools represented by AAs:

- Over a quarter (28.7 per cent) of non-government schools are represented by single school AAs
- Over one-tenth (11.2 per cent) are represented by AAs with between 2 and 20 schools
- Less than one-tenth (7.8 per cent) are represented by AAs with between 21 and 100 schools
- Over half (52.2 per cent) are represented by AAs with over 100 schools. These AAs with are in the Catholic sector

Table B3: Distribution of Approved Authorities by the number of non-government schools represented

Group of school Numbers	Approved Authorities		Schools	
	Number	%	Number	%
1 School Only	830	91.9	830	28.7
2 to 20	64	7.1	325	11.2
21 -100	5	0.6	227	7.8
100+	4	0.4	1,512	52.3
Total	903	100.0	2,894	100.0

Source: Australian Government Department of Education. Analysis undertaken using the 2021 Financial Questionnaire data.

Table B4 provides information on the catholic and independent schools by state and territory and proportion by jurisdiction.

The Catholic sector has most of the non-government schools in almost all state and territories except in Northern Territory and South Australia with 56 per cent and 52 per cent respectively (table B4).

Table B4: Number of non-government schools - by State and Sector

State	Catholic		Independent		Total	
	Number	%	Number	%	Number	%
ACT	29	1.7	19	1.6	48	1.7
NSW	549	32.3	407	34.0	956	33.0
NT	18	1.1	23	1.9	41	1.4
QLD	309	18.2	230	19.2	539	18.6
SA	100	5.9	107	9.0	207	7.2
TAS	38	2.2	35	2.9	73	2.5
VIC	497	29.3	223	18.6	720	24.9
WA	157	9.3	153	12.8	310	10.7
Total	1,697	100.0	1,197	100.0	2,894	100.0

Source: Australian Government Department of Education. Analysis undertaken using the 2021 Financial Questionnaire data.

Appendix C: How is Australian Government funding for schools distributed according to need?

Australian Government recurrent funding for schools is based on the SRS. This funding is passed onto AAs who are responsible for the administration and operation of schools. For government schools, the AA is the relevant state or territory government. For non-government schools, the AA is the body corporate approved by the Minister for the school.

The Act recognises that AAs are best placed to understand the individual needs of their students and schools. AAs for more than one school are able to distribute the Commonwealth funding they receive among their schools in one of two ways:

- according to the SRS (under subsection 78(4) of the Act), or
- by choosing to redistribute that funding among its individual member schools according to their own needs-based funding arrangements (under subsection 78(5) of the Act).

AAs that redistribute funding in accordance with subsection 78(5) of the Act are known as Approved System Authorities and are required to make their needs-based funding arrangements publicly available and transparent.

Who are the Approved Authorities for more than one school?

Government Approved System Authorities (state and territory governments)

For government schools, the AA is the relevant state or territory government. All states and territory governments redistribute funding between their schools according to their own needs-based funding arrangements, as per subsection 78(5) of the Act.

System name	Need-based funding arrangement
Department of Education Northern Territory	School Resourcing Model https://nt.gov.au/learning
ACT Education Directorate	Student Resource Allocation https://www.education.tas.gov.au
Department of Education Tasmania	Educational Adjustments funding model https://www.education.tas.gov.au
Department of Education Western Australia	Student-centred funding model https://www.education.wa.edu.au
Department of Education New South Wales	Resource Allocation Model https://education.nsw.gov.au
Department of Education Queensland	State Schools Resourcing Framework https://education.qld.gov.au
Department for Education South Australia	Funding policy for schools and preschools - Resource entitlement statement (RES) supporting information https://www.education.sa.gov.au
Department of Education and Training Victoria	Student Resource Package https://education.vic.gov.au

Catholic Approved System Authorities

The following Catholic Approved System Authorities redistribute funding between members schools according to their own needs-based funding arrangement, as per subsection 78(5) of the Act.

System name	Needs-based funding arrangement
Catholic Education Northern Territory	<i>Distribution of recurrent government funding to Catholic Education NT schools</i> https://www.ceont.catholic.edu.au/
Catholic Education Archdiocese of Canberra and Goulburn	<i>Needs-based funding arrangement for systemic Catholic Schools in the Archdiocese of Canberra & Goulburn</i> https://cg.catholic.edu.au
Catholic Education Tasmania	<i>Catholic Education Commission Tasmania Needs-Based Funding Arrangement</i> https://tascathed.schoolzineplus.com
Catholic Education Western Australia	<i>CECWA Australian Government Recurrent Funding Allocation Model</i> https://www.cewa.edu.au/about-us/governance/funding/
Catholic Schools NSW	<i>The needs-based funding arrangement for the NSW Catholic schools system</i> https://www.csnsw.catholic.edu.au

System name	Needs-based funding arrangement
Queensland Catholic Education Commission	<p><i>Queensland Catholic Education Commission's (QCEC) Group Funding Guidelines</i> https://qcec.catholic.edu.au</p> <p>In addition, each Diocese provides information on its own funding distribution:</p> <ul style="list-style-type: none"> Brisbane Catholic Education <i>Needs Based Resourcing Arrangements</i> https://www.bne.catholic.edu.au/Pages/default.aspx Catholic Education Diocese of Cairns <i>Needs Based Funding Arrangements</i> https://www.cns.catholic.edu.au/ Catholic Education Diocese of Rockhampton <i>Funding Distribution Arrangements 2018</i> https://www.rok.catholic.edu.au/ Diocese of Toowoomba Catholic School <i>Sustainable Funding Distribution Framework</i> https://www.twb.catholic.edu.au/ Townsville Catholic Schools <i>Needs Based Funding Arrangement for the Townsville Catholic Education Systemic Schools in the Diocese of Townsville</i> https://www.tsv.catholic.edu.au/
Catholic Education South Australia	<p><i>South Australian Commission for Catholic Schools Funding Mechanism</i> https://www.cesa.catholic.edu.au</p>
Catholic Education Commission of Victoria	<p><i>CECV Allocating government grants to Catholic schools in Victoria</i> https://www.cecv.catholic.edu.au</p>

Independent Approved System Authorities

The following Independent Approved System Authorities redistribute funding between member schools according to their own needs-based funding arrangement, as per subsection 78(5) of the Act.

System name	Needs-based funding arrangement
Albury Wodonga Community College Limited (Indie School)	<p>Indie School – Needs Based Funding Approach https://www.indieschool.edu.au</p>
Anglican School Commission (Southern Queensland)	<p>Overview of Needs-Based Funding Distribution Principals Anglican Schools Queensland System https://www.ascqld.org</p>
Anglican Schools Commission (Western Australia, New South Wales and Victoria)	<p>Distribution of Commonwealth Recurrent Funding https://www.ascschools.edu.au</p>
Anglican Schools Corporation	<p>Distribution of government recurrent funding in Anglican Schools Corporation https://www.tasc.nsw.edu.au/contact-us</p>
Ecumenical Schools Australia	<p>Ecumenical School Needs Based Funding Agreement 2021 https://www.ecumenicalschoools.com.au</p>
Lutheran Education South Australia, Northern Territory and Western Australia	<p>Finance Policy – Needs-based Funding Distribution https://www.lesnw.edu.au</p>
Lutheran Church of Australia Queensland District	<p>Overview of Needs-Based Funding Distribution Arrangements https://leq.lutheran.edu.au/</p>
Lutheran Church of Victoria, New South Wales and Tasmania	<p>LEVNT Needs-Based Funding Distribution Principles https://www.levnt.edu.au</p>
NT Christian Schools	<p>Overview of Needs-Based Funding Distribution Principles http://www.ntchristianschools.com.au</p>
Newcastle Anglican Schools Corporation	<p>Needs-Based Funding Distribution Principals https://www.newcastleanglican.org.au/community/newcastle-anglican-schools-corporation/</p>

System name	Needs-based funding arrangement
Seventh-Day Adventist Schools North NSW Limited	SDA Schools (NNSW) Ltd – Needs-Based Funding Arrangement https://www.nnsw.adventist.edu.au
Seventh-Day Adventist Schools South Queensland Limited	Seventh-day Adventist Schools (South Queensland) Ltd Needs-based Funding Arrangement 2020 http://sq.adventist.org.au
Seventh Day Adventist Schools (South New South Wales) Limited	Commonwealth recurrent grant implementation policy https://snew.adventist.org.au/
Seventh Day Adventist Schools Victoria Limited	Commonwealth Recurrent School Funding https://www.asv.vic.edu.au/about/commonwealth-funding/
Swan Christian Education Association	Needs-Based Funding Arrangement https://www.scea.wa.edu.au/

Other Independent Approved Authorities for more than one school

These AAs distribute funding according to the SRS with no reallocation between member schools, as per subsection 78(4) of the Act.

Independent Approved Authorities
Christian Community Ministries Ltd
Autism Spectrum Australia (ASPECT)
Trustees of the Christian Brothers
The Presbyterian Church New South Wales Property Trust
The Uniting Church in Australia Property Trust (NSW)
St Philip's Christian Education Foundation Limited
Christian Schools Tasmania
The Uniting Church in Australia Property Trust (QLD)
Christian Outreach Centre
PARED Ltd
Mercy Education Limited
The Presbyterian and Methodist Schools Association
Youth Off The Streets Limited
Christian Aboriginal Parent-Directed Schools
The Trustees of the Sydney Grammar School
Australian Islamic College (Perth) Inc
The Baptist Union of Queensland- Community Services Group
The Trustees of Edmund Rice Education Australia
Royal Institute for Deaf and Blind Children
Al Faisal College Limited
Illawarra Association for Christian Parent Controlled Education
Summerland Christian Life Centre Ltd
The Tamworth Christian Education Association Limited
The Council of St Andrew's Cathedral School
FSAC Ltd

Independent Approved Authorities

Campbelltown Anglican Schools Council

Winifred West Schools Limited

Australian Industry Trade College Ltd

Carey Baptist College Inc

Wesley College Melbourne

The Salvation Army (Qld) Property Trust

Pacific Coast Christian School Limited

Australian International Academy of Education Inc

Trustees of the Marist Brothers

Trustees of the Christian Brothers (Queensland)

The Council of the King's School

South Australian Anglican Schools System Incorporated

Seventh Day Adventist Schools Western Australia Limited

Seventh-Day Adventist Schools (Tasmania) Limited

Seventh-Day Adventist Schools (Greater Sydney) Limited

Seventh-Day Adventist Schools South Australia Limited

Seventh-Day Adventist Schools Northern Territory Limited

Appendix D: Methodology applied for reporting on financial assistance paid to the schools sector

Methodology applied and sources of data

The data for this report was sourced from the department's internal data systems. Specifically, data was collated from the financial acquittal database, and then compared with data that was used to prepare payments to state and territory treasuries. Quality assurance was also performed using actual payments made through the department's payment system.

The tables below provides a summary of the funding types that have been included in the report.

Recurrent Funding

Section Payable	Funding Type	2021
s.25	Paid under the <i>Australian Education Act 2013</i>	✓

Prescribed Circumstances

Section Payable	Funding Type	2021
s.69B	ACT Adjustment Assistance (Adjustment assistance for ACT non-government schools)	✓
s.69B	Additional support for Northern Territory government schools	✓

Capital Grants

Section Payable	Funding Type	2021
s.28	Capital Grants	✓

Non-Government Representative Bodies

Section Payable	Funding Type	2021
s.30	Non-Government Reform Support Fund	✓
s.30	Choice and Affordability	✓

Key: ✓ paid under the Act.

Find us at [education.gov.au](https://www.education.gov.au)